

SCHEDULE 12

Regulation 11(1)

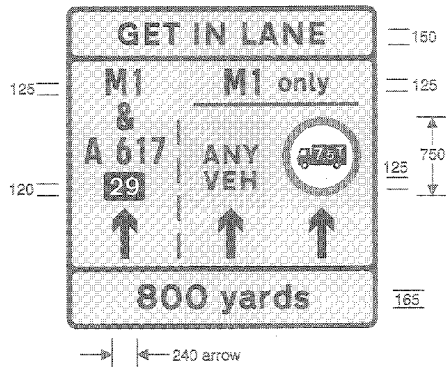
Status: This is the original version (as it was originally made). This item of legislation is currently only available in its original format.

PART III

SIGNS FOR LANE CLOSURES AND CONTRA-FLOW WORKING AT ROAD WORKS

SCHEDULE 12 PART III SIGNS FOR LANE CLOSURES AND CONTRA-FLOW WORKING AT ROAD WORKS

Regulation 11(1)



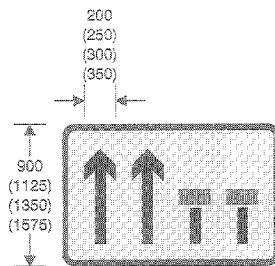
7201

Restrictions ahead on motorway owing to road works

Item	
1	Regulations: 12(8)
2	Directions: 7, 31
3	Diagrams: See table of combinations
4	Permitted variants: Schedule 16, items 16, 41
5	Illumination requirements: Schedule 17, item 1

Table of combinations

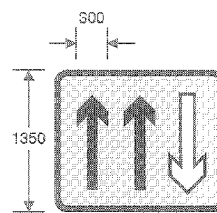
Item 1	Top panel:	None	7262	7263	7264
Item 2	Bottom panels	7270	7270	7271	7271
		7273	7271	7276	7273
		7275	None	7275	7275
		None	None	None	None



7202

Right hand two lanes of a four lane dual carriageway closed to traffic ahead

Item	
1	Regulations: 12(8)
2	Directions: 19, 31
3	Diagrams: 7208
4	Permitted variants: Schedule 16, item 16
5	Illumination requirements: Schedule 17, item 1



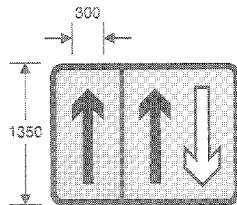
7203

Two lanes of carriageway open with off side contra-flow working

Item	
1	Regulations: 12(8)
2	Directions: 19, 31
3	Diagrams: 7209
4	Permitted variants: Schedule 16, item 16
5	Illumination requirements: Schedule 17, item 1

Status: This is the original version (as it was originally made). This item of legislation is currently only available in its original format.

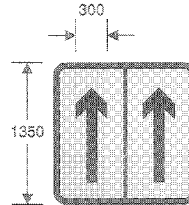
SCHEDULE 12 PART III SIGNS FOR LANE CLOSURES AND CONTRA-FLOW WORKING AT ROAD WORKS (contd.)



7203.1

Two lanes open to traffic, one of which uses the hard shoulder, with off side contra-flow working

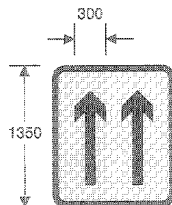
Item	
1	Regulations: 12(8)
2	Directions: 7, 19, 31
3	Diagrams: 7209
4	Permitted variants: Schedule 16, item 16
5	Illumination requirements: Schedule 17, item 1



7204

Two lanes open to traffic one of which uses the hard shoulder

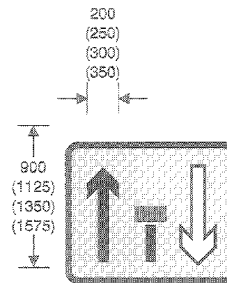
Item	
1	Regulations: 12(8)
2	Directions: 7, 19, 31
3	Diagrams: 7209
4	Permitted variants: Schedule 16, item 16
5	Illumination requirements: Schedule 17, item 1



7205

Two lanes of carriageway open ahead

Item	
1	Regulations: 12(8)
2	Directions: 19, 31
3	Diagrams: 7209
4	Permitted variants: Schedule 16, item 16
5	Illumination requirements: Schedule 17, item 1



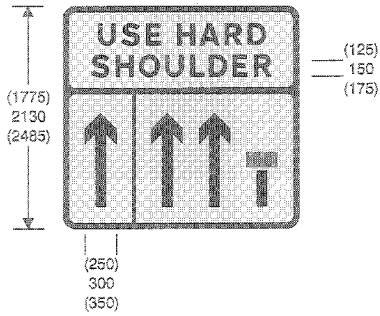
7206

Centre lane of a three lane single carriageway road closed with traffic on the off side of the works travelling in the opposite direction

Item	
1	Regulations: 12(8)
2	Directions: 19, 31
3	Diagrams: 7209
4	Permitted variants: Schedule 16, item 16
5	Illumination requirements: Schedule 17, item 1

Status: This is the original version (as it was originally made). This item of legislation is currently only available in its original format.


SCHEDULE 12 PART III SIGNS FOR LANE CLOSURES AND CONTRA-FLOW WORKING AT ROAD WORKS (contd.)



Item	
1	Regulations: 12(3)
2	Directions: 7, 19, 31
3	Diagrams: 7208
4	Permitted variants: Schedule 16, item 16
5	Illumination requirements: Schedule 17, item 1

7207

Right hand lane of a three lane dual carriageway closed ahead, traffic may use left hand lanes and hard shoulder now



7208

Distance ahead at which conditions indicated by signs shown in the diagrams in item 3 of the table start to apply

Item	
1	Regulations: None
2	Directions: 19, 31
3	Diagrams: 7202, 7206, 7207
4	Permitted variants: Schedule 16, item 6 The legend may be on two lines
5	Illumination requirements: Schedule 17, item 8



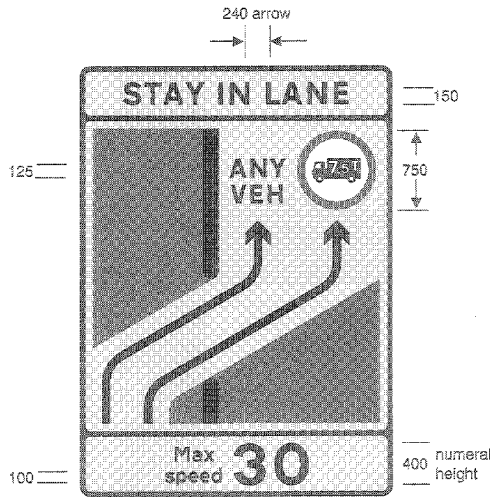
7209

Distance over which conditions indicated by signs shown in the diagrams in item 3 of the table will apply

Item	
1	Regulations: None
2	Directions: 19, 31
3	Diagrams: 7203, 7203.1, 7204, 7205
4	Permitted variants: Schedule 16, item 6 The legend may be on one line
5	Illumination requirements: Schedule 17, item 8

Status: This is the original version (as it was originally made). This item of legislation is currently only available in its original format.

SCHEDULE 12 PART III SIGNS FOR LANE CLOSURES AND CONTRA-FLOW WORKING AT ROAD WORKS (contd.)

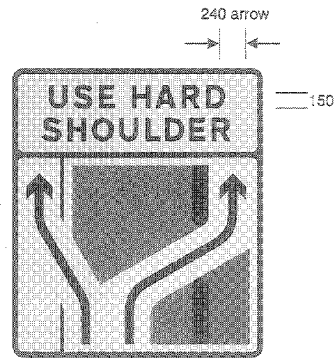


7210
Diversion of two traffic lanes to the other carriageway, with heavy goods vehicles prohibited from the right hand lane

Item	
1	Regulations: 12(8)
2	Directions: 7, 31
3	Diagrams: See table of combinations
4	Permitted variants: Schedule 16, items 16, 41
5	Illumination requirements: Schedule 17, item 1

Table of combinations

Item 1	Top panel	None	7263	7264
Item 2	Bottom panels	7271	7271	7271
		7275	7274	7275
		None	7275	None
		None	None	None



7211
Diversion of the two lanes open to traffic; the left hand lane uses the hard shoulder, and the right hand lane goes to the other carriageway

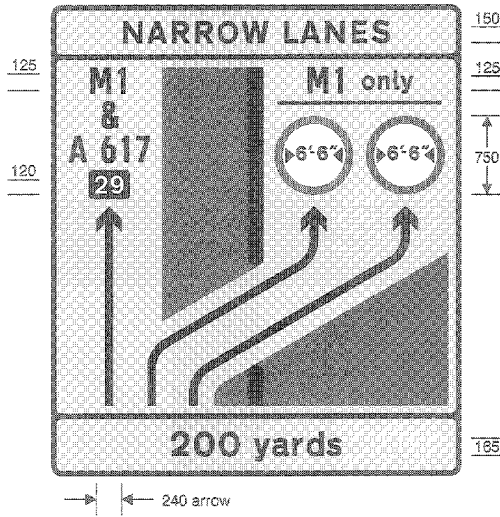
Item	
1	Regulations: 12(8)
2	Directions: 7, 31
3	Diagrams: See table of combinations
4	Permitted variants: Schedule 16, items 16, 41
5	Illumination requirements: Schedule 17, item 1

Table of combinations

Item 1	Top panel	None	7260	7262	7263	7264
Item 2	Bottom panels	7271	7272	7271	7271	7271
			7274			
			7275			
			None			

Status: This is the original version (as it was originally made). This item of legislation is currently only available in its original format.

SCHEDULE 12 PART III SIGNS FOR LANE CLOSURES AND CONTRA-FLOW WORKING AT ROAD WORKS (contd.)

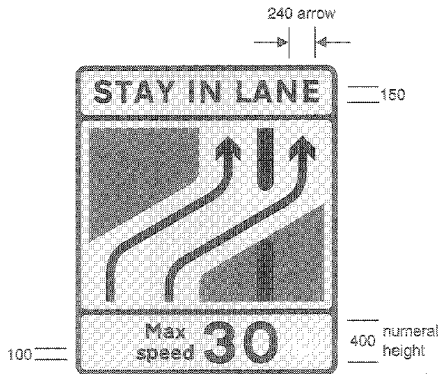


Item	
1	Regulations: 12(8)
2	Directions: 7, 13(1), 31
3	Diagrams: See table of combinations
4	Permitted variants: Schedule 16, items 16, 41
5	Illumination requirements: Schedule 17, item 1

Table of combinations

Item 1	Top panel:	None	7262	7263	7264
Item 2	Bottom panels:	7271	7271	7271	7271
		7272		7272	7272
		7275		7274	7275
		None		7275	None
		None	None		

7212
Diversion of two right hand lanes of three lanes open to traffic to the other carriageway of a motorway; vehicles over 6' 6" wide are prohibited from the two right hand lanes



Item	
1	Regulations: 12(8)
2	Directions: 7, 31
3	Diagrams: See table of combinations
4	Permitted variants: Schedule 16, items 16, 41
5	Illumination requirements: Schedule 17, item 1


Table of combinations

Item 1	Top panel:	None	7262	7263	7264
Item 2	Bottom panels:	7271	7271	7271	7271
		7272		7272	7272
		7275		7274	7275
		None		7275	None
		None	None		

7213
Diversion of two lanes open to traffic; the left hand lane moves to the right hand side of the carriageway, and the right hand lane goes to the other carriageway

Status: This is the original version (as it was originally made). This item of legislation is currently only available in its original format.

SCHEDULE 12 PART III SIGNS FOR LANE CLOSURES AND CONTRA-FLOW WORKING AT ROAD WORKS (contd.)



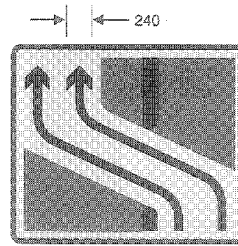
7214

Diversion of left hand lane from original carriageway to join right hand lane already diverted to the other carriageway

Item	
1	Regulations: 12(8)
2	Directions: 7, 31
3	Diagrams: See table of combinations
4	Permitted variants: Schedule 16, items 16, 41
5	Illumination requirements: Schedule 17, item 1

Table of combinations

Item 1	Top panel	None	7263	7264
Item 2	Bottom panels	7271	7271	7271
		7272	7272	7272
		7275	7274	7275
		None	7275	None
		None	None	None



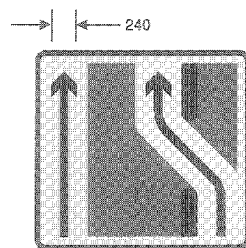
7215

Two lanes open to traffic return to original carriageway

Item	
1	Regulations: 12(8)
2	Directions: 7, 31
3	Diagrams: See table of combinations
4	Permitted variants: Schedule 16, items 16, 41
5	Illumination requirements: Schedule 17, item 1

Table of combinations

Item 1	Top panel	None	7263	7264
Item 2	Bottom panels	7271	7271	7271
		7275	7274	7275
		None	7275	None
		None	None	None
		None	None	None



7216

Right hand lane returns to right hand side of original carriageway ahead, but remains separated by works area from left hand lane

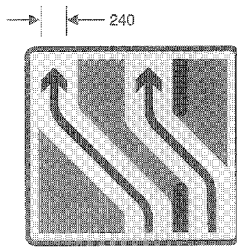
Item	
1	Regulations: 12(8)
2	Directions: 7, 31
3	Diagrams: See table of combinations
4	Permitted variants: Schedule 16, items 16, 41
5	Illumination requirements: Schedule 17, item 1

Table of combinations

Item 1	Top panel	None	7263	7264
Item 2	Bottom panels	7271	7271	7271
		7275	7274	7275
		None	7275	None
		None	None	None
		None	None	None

Status: This is the original version (as it was originally made). This item of legislation is currently only available in its original format.

SCHEDULE 12 PART III SIGNS FOR LANE CLOSURES AND CONTRA-FLOW WORKING AT ROAD WORKS (contd.)




7217

Left hand lane returns from right hand side of original carriageway to left hand side ahead and right hand lane returns from other carriageway to right hand side of original carriageway

Item 1	Regulations: 12(8)
Item 2	Directions: 7, 31
Item 3	Diagrams: See table of combinations
Item 4	Permitted variants: Schedule 16, items 16, 41
Item 5	Illumination requirements: Schedule 17, item 1

Table of combinations

Item 1	Top panel	None	7263	7264
Item 2	Bottom panels	7271	7271	7271
		7275	7274	7275
		None	7275	None



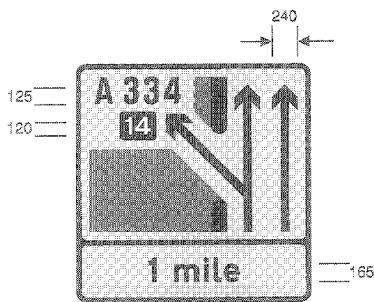
7218

Left hand lane returns from other carriageway to original carriageway ahead; right hand lane continues on other carriageway

Item 1	Regulations: 12(8)
Item 2	Directions: 7, 31
Item 3	Diagrams: See table of combinations
Item 4	Permitted variants: Schedule 16, items 16, 41
Item 5	Illumination requirements: Schedule 17, item 1

Table of combinations

Item 1	Top panel	None	7262	7263	7264
Item 2	Bottom panels	7271	7271	7271	7271
		7272	7271	7272	7272
		7275	7274	7274	7275
		None	7275	None	None



7220

Destinations reached from a junction where traffic is in contra-flow on other carriageway of a motorway

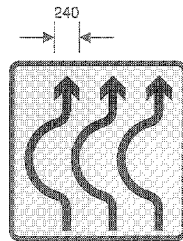
Item 1	Regulations: 12(8)
Item 2	Directions: 7, 13(1), 31
Item 3	Diagrams: See table of combinations
Item 4	Permitted variants: Schedule 16, items 16, 20, 41 Place names may be added to the route number.
Item 5	Illumination requirements: Schedule 17, item 1

Table of combinations

Item 1	Top panel	None
Item 2	Bottom panels	7270
		7271
		None

Status: This is the original version (as it was originally made). This item of legislation is currently only available in its original format.

SCHEDULE 12 PART III SIGNS FOR LANE CLOSURES AND CONTRA-FLOW WORKING AT ROAD WORKS (contd.)



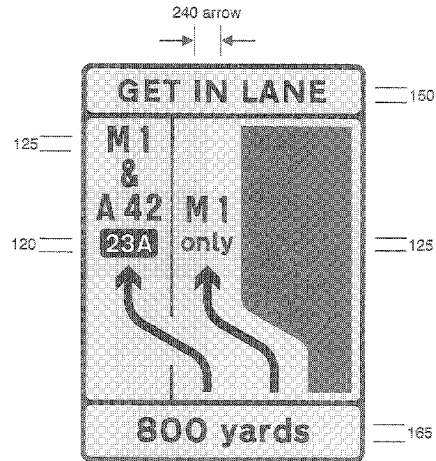
7221

Sharp bends ahead where traffic is diverted onto a temporary road for a short distance

Item	
1	Regulations: 12(6)
2	Directions: 31
3	Diagrams: See table of combinations
4	Permitted variants: Schedule 16, items 16, 28, 41
5	Illumination requirements: Schedule 17, item 1

Table of combinations

Item 1	Top panel	None	7262	7263	7264
Item 2	Bottom panels	7271 7275 None	7271	7271 7274 7275 None	7271 7275 None



7230

Diversion of traffic from left and centre lanes of a motorway carriageway to use hard shoulder and left hand lane; hard shoulder is to be used by traffic leaving at the junction specified

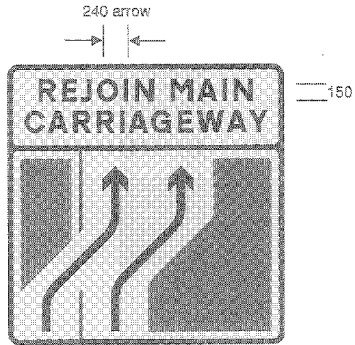
Item	
1	Regulations: 12(6)
2	Directions: 7, 13(1), 31
3	Diagrams: See table of combinations
4	Permitted variants: Schedule 16, items 16, 41
5	Illumination requirements: Schedule 17, item 1

Table of combinations

Item 1	Top panel	None	7260	7262	7263	7264
Item 2	Bottom panels	7271	7272 7274 7275 None	7271	7271	7271

Status: This is the original version (as it was originally made). This item of legislation is currently only available in its original format.

SCHEDULE 12 PART III SIGNS FOR LANE CLOSURES AND CONTRA-FLOW WORKING AT ROAD WORKS (contd.)



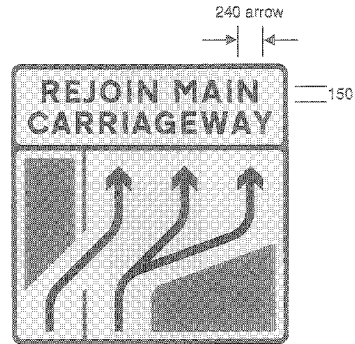
7231

Return of traffic from hard shoulder and left lane of carriageway to left and centre lanes

Item	
1	Regulations: 12(8)
2	Directions: 7, 31
3	Diagrams: See table of combinations
4	Permitted variants: Schedule 16, items 16, 41
5	Illumination requirements: Schedule 17, item 1

Table of combinations

Item 1	Top panel	None	7261	7262	7263	7284
Item 2	Bottom panels	7271	7272 7274 7275 None	7271	7271	7271



7232

Return of traffic from hard shoulder and left lane of carriageway to use three lanes

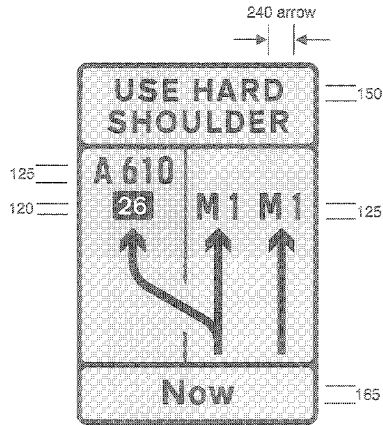
Item	
1	Regulations: 12(8)
2	Directions: 7, 31
3	Diagrams: See table of combinations
4	Permitted variants: Schedule 16, items 16, 41
5	Illumination requirements: Schedule 17, item 1

Table of combinations

Item 1	Top panel	None	7261
Item 2	Bottom panels	7271	7272 7275 None

Status: This is the original version (as it was originally made). This item of legislation is currently only available in its original format.

SCHEDULE 12 PART III SIGNS FOR LANE CLOSURES AND CONTRA-FLOW WORKING AT ROAD WORKS (contd.)

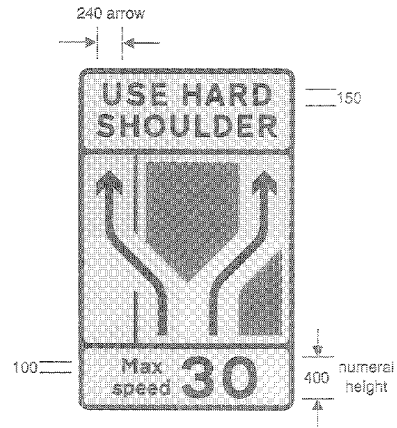


7233
Traffic from left hand lane of carriageway of a motorway to use hard shoulder to leave at junction ahead

Item	
1	Regulations: 12(8)
2	Directions: 7, 13(1), 31
3	Diagrams: See table of combinations
4	Permitted variants: Schedule 16, items 16, 20, 41
5	Illumination requirements: Schedule 17, item 1

Table of combinations

Item 1	Top panel	None	7260
Item 2	Bottom panels	7271	7272 None



7234
Traffic from left hand lane to use hard shoulder ahead; traffic from centre lane to move to right hand side of carriageway

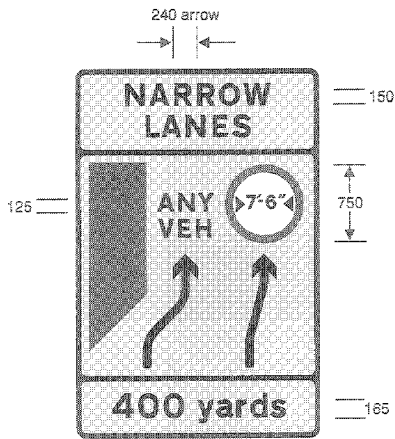
Item	
1	Regulations: 12(8)
2	Directions: 7, 31
3	Diagrams: See table of combinations
4	Permitted variants: Schedule 16, items 16, 41
5	Illumination requirements: Schedule 17, item 1

Table of combinations

Item 1	Top panel	None	7260	7262	7263	7264
Item 2	Bottom panels	7271	7272 7274 7275 None	7271	7271	7271

Status: This is the original version (as it was originally made). This item of legislation is currently only available in its original format.

SCHEDULE 12 PART III SIGNS FOR LANE CLOSURES AND CONTRA-FLOW WORKING AT ROAD WORKS (contd.)

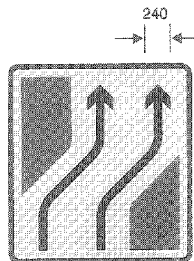


7235
Lanes ahead are narrower than normal: wide vehicles are prohibited from the right hand lane

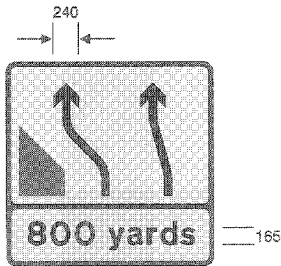
Item	
1	Regulations: 12(8)
2	Directions: 31
3	Diagrams: See table of combinations
4	Permitted variants: Schedule 16, items 16, 41
5	Illumination requirements: Schedule 17, item 1

Table of combinations

Item 1	Top panel	7264
Item 2	Bottom panels	7271 None



7237
Diversion of traffic from left and centre lanes to centre and right hand lanes



7236
Lanes return to normal width

Item	
1	Regulations: 12(8)
2	Directions: 31
3	Diagrams: See table of combinations
4	Permitted variants: Schedule 16, items 16, 41
5	Illumination requirements: Schedule 17, item 1

Table of combinations

Item 1	Top panel	None
Item 2	Bottom panels	7271 None


Item	
1	Regulations: 12(6)
2	Directions: 31
3	Diagrams: See table of combinations
4	Permitted variants: Schedule 16, items 16, 41
5	Illumination requirements: Schedule 17, item 1

Table of combinations

Item 1	Top panel	None	7263	7264
Item 2	Bottom panels	7271 7275 None	7271 7274 7275	7271 7275 None

Status: This is the original version (as it was originally made). This item of legislation is currently only available in its original format.

SCHEDULE 12 PART III SIGNS FOR LANE CLOSURES AND CONTRA-FLOW WORKING AT ROAD WORKS (contd.)




7238
 Diversion of traffic from centre lane to right hand lane; traffic in the left hand lane is unaffected

Item	
1	Regulations: 12(8)
2	Directions: 3†
3	Diagrams: See table of combinations
4	Permitted variants: Schedule 16, items 16, 41
5	Illumination requirements: Schedule 17, item 1

Table of combinations

Item 1	Top panel	None	7262	7265	7264
Item 2	Bottom panels	7271	7271	7271	7271
		7272	7272	7272	7272
		7275	7274	7275	7275
		None	7275	None	None

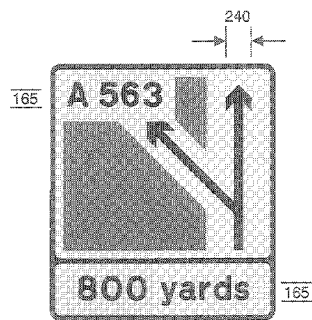


7239
 Traffic diverted into right hand lane to rejoin centre lane

Item	
1	Regulations: 12(8)
2	Directions: 3†
3	Diagrams: See table of combinations
4	Permitted variants: Schedule 16, items 16, 41
5	Illumination requirements: Schedule 17, item 1

Table of combinations

Item 1	Top panel	None	7283	7284
Item 2	Bottom panels	7271	7271	7271
		7272	7272	7272
		7275	7274	7275
		None	7275	None



7240
 Destination reached from a junction where permanent sign is obscured by presence of road works on an all-purpose road

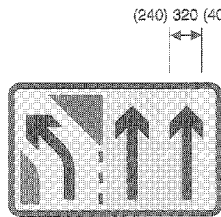
Item	
1	Regulations: 12(3)
2	Directions: 12(3), 3†
3	Diagrams: See table of combinations
4	Permitted variants: Schedule 16, items 16, 20, 41
5	Illumination requirements: Schedule 17, item 1

Table of combinations

Item 1	Top panel	None
Item 2	Bottom panels	7270
		7271
		None

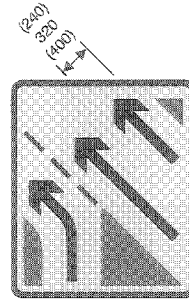
Status: This is the original version (as it was originally made). This item of legislation is currently only available in its original format.

SCHEDULE 12 PART III SIGNS FOR LANE CLOSURES AND CONTRA-FLOW WORKING AT ROAD WORKS (contd.)



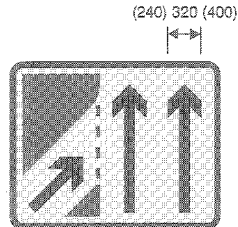
7250
Near side traffic lane diverges from main carriageway at a junction as part of temporary traffic management scheme

Item	
1	Regulations: 12(8)
2	Directions: 19, 31
3	Diagrams: 7256
4	Permitted variants: Schedule 16, item 16
5	Illumination requirements: Schedule 17, item 1



7251
Additional traffic lanes joining from the right at a junction as part of temporary traffic management scheme

Item	
1	Regulations: 12(8)
2	Directions: 19, 31
3	Diagrams: 7256
4	Permitted variants: Schedule 16, item 16
5	Illumination requirements: Schedule 17, item 1




7252
Traffic joining from the left at a junction as part of temporary traffic management scheme. Traffic on the main carriageway has priority

Item	
1	Regulations: 12(8)
2	Directions: 19, 31
3	Diagrams: 7256
4	Permitted variants: Schedule 16, item 16
5	Illumination requirements: Schedule 17, item 1

Status: This is the original version (as it was originally made). This item of legislation is currently only available in its original format.

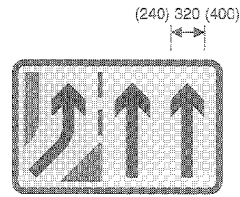
SCHEDULE 12 PART III SIGNS FOR LANE CLOSURES AND CONTRA-FLOW WORKING AT ROAD WORKS (contd.)



7253

Traffic joining main carriageway at a junction as part of temporary traffic management scheme; traffic on the main carriageway has priority

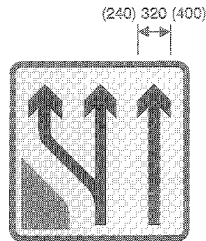
Item	
1	Regulations: 12(8)
2	Directions: 19, 31
3	Diagrams: 7256
4	Permitted variants: Schedule 16, item 16
5	Illumination requirements: Schedule 17, item 1



7254

Additional traffic lane joining from the left at a junction as part of temporary traffic management scheme


Item	
1	Regulations: 12(8)
2	Directions: 19, 31
3	Diagrams: 7256
4	Permitted variants: Schedule 16, item 16
5	Illumination requirements: Schedule 17, item 1



7255

Additional traffic lane available at a junction as part of temporary traffic management scheme

Item	
1	Regulations: 12(8)
2	Directions: 19, 31
3	Diagrams: 7256
4	Permitted variants: Schedule 16, item 16
5	Illumination requirements: Schedule 17, item 1




7256

Distance ahead at which the change in road layout occurs

Item	
1	Regulations: 12(8)
2	Directions: 19, 31
3	Directions: 7250, 7251, 7252, 7253, 7254, 7255
4	Permitted variants: Schedule 16, item 6
5	Illumination requirements: Schedule 17, item 6

Status: This is the original version (as it was originally made). This item of legislation is currently only available in its original format.

SCHEDULE 12 PART III SIGNS FOR LANE CLOSURES AND CONTRA-FLOW WORKING AT ROAD WORKS (contd.)



7260
Panel to appear at top of road works sign allowing traffic to use hard shoulder as indicated on main part of sign

Item	
1	Regulations: None
2	Directions: 7, 31
3	Diagrams: 7211, 7230, 7233, 7234
4	Permitted variants: Legend may be shown on one line
5	Illumination requirements: Schedule 17, item 1



7261
Panel to appear at top of road works sign instructing traffic using hard shoulder to rejoin main carriageway

Item	
1	Regulations: None
2	Directions: 7, 31
3	Diagrams: 7231, 7232
4	Permitted variants: Legend may be shown on one line
5	Illumination requirements: Schedule 17, item 1



7262
Panel to appear at top of road works sign instructing traffic to get into the appropriate lane as indicated on main part of sign

Item	
1	Regulations: None
2	Directions: 7, 31
3	Diagrams: 7201, 7211, 7212, 7213, 7218, 7221, 7230, 7231, 7234, 7235
4	Permitted variants: Legend may be shown on two lines
5	Illumination requirements: Schedule 17, item 1



7263
Panel to appear at top of road works sign instructing traffic to remain in appropriate lane

Item	
1	Regulations: None
2	Directions: 7, 31
3	Diagrams: 7201, 7210, 7211, 7212, 7213, 7214, 7215, 7216, 7217, 7218, 7221, 7230, 7231, 7234, 7237, 7238, 7239
4	Permitted variants: Legend may be shown on one line
5	Illumination requirements: Schedule 17, item 1

Status: This is the original version (as it was originally made). This item of legislation is currently only available in its original format.

SCHEDULE 12 PART III SIGNS FOR LANE CLOSURES AND
CONTRA-FLOW WORKING AT ROAD WORKS (contd.)



7264

Panel to appear at top of road works sign indicating that traffic lanes are narrower than normal

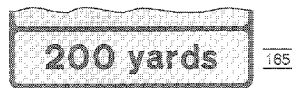
Item	
1	Regulations: None
2	Directions: 31
3	Diagrams: 7201, 7210, 7211, 7212, 7213, 7214, 7215, 7216, 7217, 7218, 7221, 7230, 7231, 7234, 7235, 7237, 7238, 7239
4	Permitted variants: Legend may be shown on one line
5	Illumination requirements: Schedule 17, item 1



7270

Panel to appear at bottom of road works sign indicating distance in miles to junction indicated on signs shown in diagrams in item 3 of the table

Item	
1	Regulations: None
2	Directions: 31
3	Diagrams: 7201, 7220, 7240
4	Permitted variants: "1 mile" may be varied to "2/3 mile"
5	Illumination requirements: Schedule 17, item 1



7271

Panel to appear at bottom of road works sign indicating distance in yards to point at which condition indicated by signs shown in diagrams in item 3 of the table start to apply

Item	
1	Regulations: None
2	Directions: 31
3	Diagrams: 7201, 7210, 7211, 7212, 7213, 7214, 7215, 7216, 7217, 7218, 7220, 7221, 7230, 7231, 7232, 7233, 7234, 7235, 7236, 7237, 7238, 7239, 7240
4	Permitted variants: Schedule 16, item 11 "200" may be varied to the appropriate distance to the nearest 50 yards. The legend may be on two lines. "yards" may be varied to "yds"
5	Illumination requirements: Schedule 17, item 1



7272

Panel to appear at bottom of road works sign indicating that the change to the road layout indicated by sign shown in diagrams in item 3 of the table occurs at that point

Item	
1	Regulations: None
2	Directions: 31
3	Diagrams: 7211, 7212, 7213, 7214, 7215, 7216, 7230, 7231, 7232, 7233, 7234, 7238, 7239
4	Permitted variants: None
5	Illumination requirements: Schedule 17, item 1

Status: This is the original version (as it was originally made). This item of legislation is currently only available in its original format.

SCHEDULE 12 PART III SIGNS FOR LANE CLOSURES AND CONTRA-FLOW WORKING AT ROAD WORKS (contd.)



7273

Panel to appear at bottom of road works sign indicating distance over which conditions indicated by sign shown in the diagram in item 3 of the table will apply

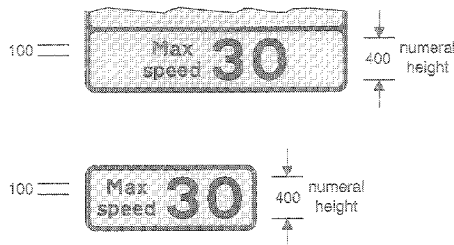
Item	
1	Regulations: None
2	Directions: 31
3	Diagrams: 7201
4	Permitted variants: Schedule 16, item 5 Legend may be shown on one line
5	Illumination requirements: Schedule 17, item 1



7274

Panel to appear at bottom of road works sign indicating that traffic lanes are narrower than normal

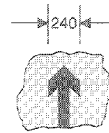
Item	
1	Regulations: None
2	Directions: 31
3	Diagrams: 7210, 7211, 7212, 7213, 7214, 7215, 7216, 7217, 7218, 7221, 7230, 7231, 7234, 7237, 7238, 7239
4	Permitted variants: Legend may be shown on one line
5	Illumination requirements: Schedule 17, item 1



7275

Advisory temporary maximum speed (Alternative types)

Item	
1	Regulations: None
2	Directions: 31
3	Diagrams: 7201, 7210, 7211, 7212, 7213, 7214, 7215, 7216, 7217, 7218, 7221, 7230, 7231, 7232, 7234, 7237, 7238, 7239
4	Permitted variants: Schedule 16, item 1
5	Illumination requirements: Schedule 17, item 1



7260

Symbol that may be incorporated into a road works sign to indicate a lane open to traffic

Item	
1	Regulations: None
2	Directions: 31
3	Diagrams: 7201, 7210, 7211, 7212, 7213, 7214, 7215, 7216, 7217, 7218, 7220, 7221, 7230, 7231, 7232, 7233, 7234, 7235, 7238, 7237, 7238, 7239, 7240
4	Permitted variants: None
5	Illumination requirements: Not applicable

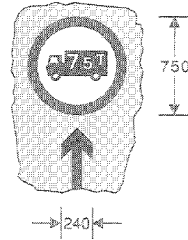
Status: This is the original version (as it was originally made). This item of legislation is currently only available in its original format.

SCHEDULE 12 PART III SIGNS FOR LANE CLOSURES AND CONTRA-FLOW WORKING AT ROAD WORKS (contd.)



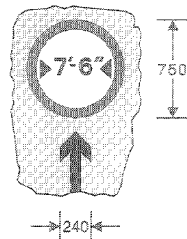
7281
Symbol that may be incorporated into a road works sign to indicate a lane open to any vehicle

Item	
1	Regulations: None
2	Directions: 31
3	Diagrams: Same as 7280
4	Permitted variants: None
5	Illumination requirements: Not applicable



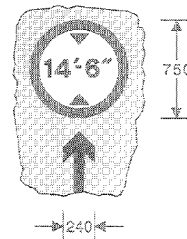
7282
Symbol that may be incorporated into a road works sign to indicate a lane subject to a temporary prohibition on goods vehicles exceeding the maximum gross weight shown

Item	
1	Regulations: None
2	Directions: 7, 31
3	Diagrams: Same as 7280
4	Permitted variants: Same as diagram 622.1A
5	Illumination requirements: Not applicable



7283
Symbol that may be incorporated into a road works sign to indicate a lane subject to a temporary width restriction

Item	
1	Regulations: None
2	Directions: 7, 31
3	Diagrams: Same as 7280
4	Permitted variants: Schedule 16, item 1
5	Illumination requirements: Not applicable

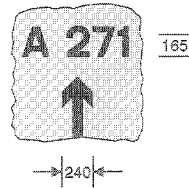


7284
Symbol that may be incorporated into a road works sign to indicate a lane subject to a temporary height restriction

Item	
1	Regulations: None
2	Directions: 7, 31
3	Diagrams: Same as 7280
4	Permitted variants: Schedule 16, item 1 The height limit roundel may be varied to the one shown in diagram 629.2A
5	Illumination requirements: Not applicable

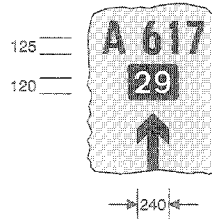
Status: This is the original version (as it was originally made). This item of legislation is currently only available in its original format.

SCHEDULE 12 PART III SIGNS FOR LANE CLOSURES AND CONTRA-FLOW WORKING AT ROAD WORKS (contd.)



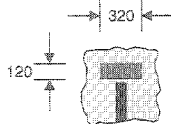
7285
Symbol that may be incorporated into a road works sign on an all-purpose road to indicate that a lane leads to a particular destination

Item	
1	Regulations: None
2	Directions: 31
3	Diagrams: Same as 7280
4	Permitted variants: Schedule 16, item 23 Place names may be added to or substituted for the route number. The angle of the arrow may be varied to point at 45° upwards to the left
5	Illumination requirements: Not applicable



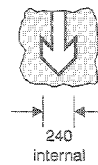
7286
Symbol that may be incorporated into a road works sign on a motorway to indicate that a lane leads to a particular destination at the junction shown

Item	
1	Regulations: None
2	Directions: 31
3	Diagrams: Same as 7280
4	Permitted variants: Schedule 16, item 23 Same as 7285. The angle of the arrow may be varied to 45° pointing upwards to the left
5	Illumination requirements: Not applicable



7287
Symbol that may be incorporated into a road works sign to indicate a lane is closed

Item	
1	Regulations: None
2	Directions: 31
3	Diagrams: 7201
4	Permitted variants: None
5	Illumination requirements: Not applicable




7288
Symbol that may be incorporated into a road works sign to indicate that traffic is moving in the opposite direction to traffic in other lanes which are segregated

Item	
1	Regulations: None
2	Directions: 31
3	Diagrams: 7201, 7214, 7218
4	Permitted variants: None
5	Illumination requirements: Not applicable

Status: This is the original version (as it was originally made). This item of legislation is currently only available in its original format.

SCHEDULE 12 PART III SIGNS FOR LANE CLOSURES AND
CONTRA-FLOW WORKING AT ROAD WORKS (contd.)



7290
Mandatory speed limit ahead at road works

Item:	
1	Regulations: None
2	Directions: 7, 31
3	Diagrams: None
4	Permitted variants: Schedule 16, item 1 The distance legend may be shown on one line and "m" substituted for "mile"
5	Illumination requirements: Schedule 17, item 1