

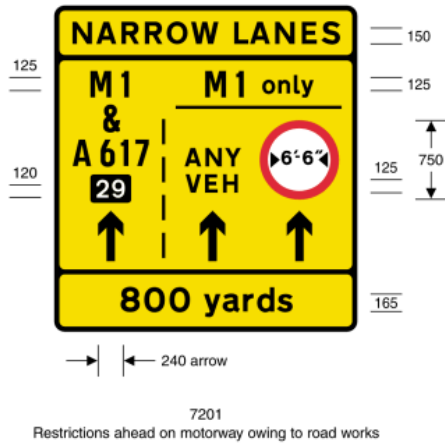
Status: This is the original version (as it was originally made). This item of legislation is currently only available in its original format.

SCHEDULE 12
ROAD WORKS SIGNS ETC

PART III
SIGNS FOR LANE CLOSURES AND CONTRA-FLOW WORKING AT ROAD WORKS

SCHEDULE 12 PART III
SIGNS FOR LANE CLOSURES AND
CONTRA-FLOW WORKING AT ROAD WORKS

Regulation 11(1)

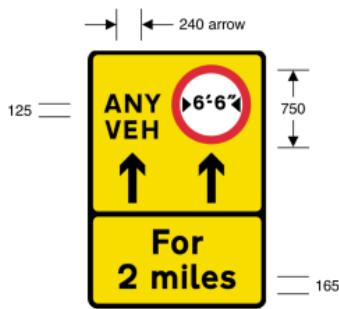


7201
Restrictions ahead on motorway owing to road works

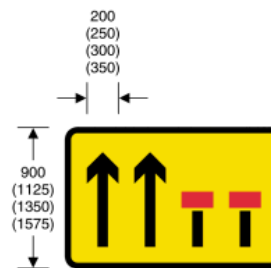
Item	
1	Regulations: 7(2), 17, 54
2	Directions: 7, 36
3	Diagrams: See table of combinations
4	Permitted variants: Schedule 16, items 16, 42, 43, 44 The legend "M1 only" may be varied. "M1 only" and the horizontal bar may be omitted. The vertical broken line may be varied or omitted
5	Illumination requirements: Schedule 17, item 1

Table of combinations

Item 1	Top panel	None	7262	7263	7264
Item 2	Bottom panels	7270 7271 7275 None	7270 7271	None	7271 7275 None



7201.1
Restrictions owing to road works



7202
Two right hand lanes of a four lane dual carriageway closed to traffic ahead

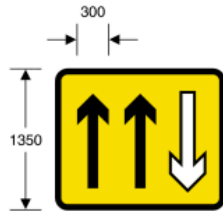
Item	
1	Regulations: None
2	Directions: 7, 36
3	Diagrams: None
4	Permitted variants: Schedule 16, items 6, 16, 42, 45 The panel shown in diagram 7264 may be added to the top of the sign
5	Illumination requirements: Schedule 17, item 1

1

Item	
1	Regulations: 54
2	Directions: 21(1), 36
3	Diagrams: 7208
4	Permitted variants: Schedule 16, item 16
5	Illumination requirements: Schedule 17, item 1

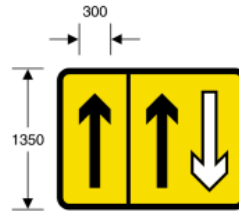
Status: This is the original version (as it was originally made). This item of legislation is currently only available in its original format.

SCHEDULE 12 PART III SIGNS FOR LANE CLOSURES AND CONTRA-FLOW WORKING AT ROAD WORKS (contd.)



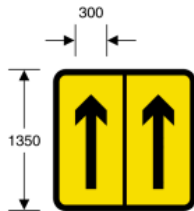
7203
Two lanes of carriageway open to traffic with off side contra-flow working

Item	
1	Regulations: None
2	Directions: 21(1), 36
3	Diagrams: 7209
4	Permitted variants: Schedule 16, item 16
5	Illumination requirements: Schedule 17, item 1



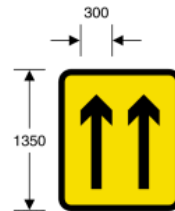
7203.1
Two lanes open to traffic, one of which uses the hard shoulder, with off side contra-flow working

Item	
1	Regulations: None
2	Directions: 7, 21(1), 36
3	Diagrams: 7209
4	Permitted variants: Schedule 16, item 16
5	Illumination requirements: Schedule 17, item 1



7204
Two lanes open to traffic, one of which uses the hard shoulder

Item	
1	Regulations: None
2	Directions: 7, 21(1), 36
3	Diagrams: 7209
4	Permitted variants: Schedule 16, item 16
5	Illumination requirements: Schedule 17, item 1

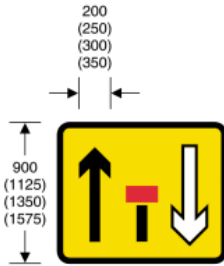


7205
Two lanes of carriageway open to traffic

Item	
1	Regulations: None
2	Directions: 21(1), 36
3	Diagrams: 7209
4	Permitted variants: Schedule 16, item 16
5	Illumination requirements: Schedule 17, item 1

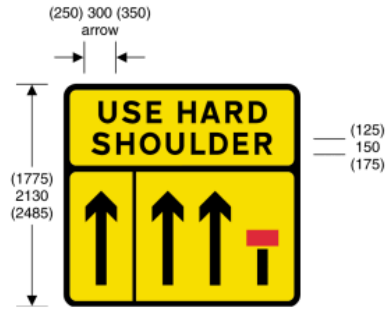
Status: This is the original version (as it was originally made). This item of legislation is currently only available in its original format.

SCHEDULE 12 PART III SIGNS FOR LANE CLOSURES AND CONTRA-FLOW WORKING AT ROAD WORKS (contd.)



7206
Centre lane of a three lane single carriageway road closed with traffic on the off side of the works travelling in the opposite direction

Item	
1	Regulations: None
2	Directions: 21(1), 36
3	Diagrams: 7208
4	Permitted variants: Schedule 16, item 16
5	Illumination requirements: Schedule 17, item 1



7207
Right hand lane of a three lane dual carriageway closed ahead; traffic may use left hand lanes and hard shoulder now

Item	
1	Regulations: 54
2	Directions: 7, 21(1), 36
3	Diagrams: 7208 (largest three sizes)
4	Permitted variants: Schedule 16, item 16
5	Illumination requirements: Schedule 17, item 1



7208
Distance ahead at which conditions indicated by signs shown in the diagrams in item 3 of the table start to apply

Item	
1	Regulations: None
2	Directions: 21(1), 36
3	Diagrams: 7202, 7206, 7207
4	Permitted variants: Schedule 16, item 6 The legend may be on two lines. "On slip road" may be substituted for the distance
5	Illumination requirements: Schedule 17, item 1

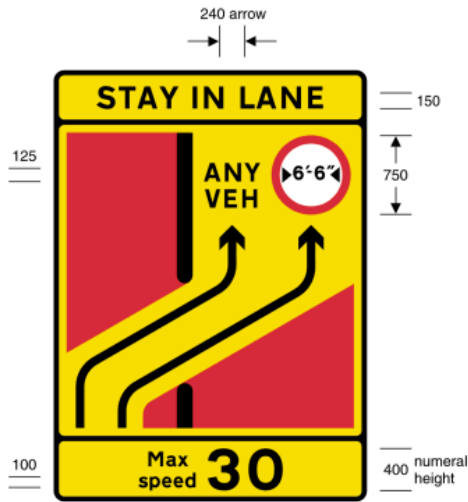


7209
Distance over which conditions indicated by signs shown in the diagrams in item 3 of the table will apply

Item	
1	Regulations: None
2	Directions: 21(1), 36
3	Diagrams: 7203, 7203.1, 7204, 7205
4	Permitted variants: Schedule 16, item 6 The legend may be on one line
5	Illumination requirements: Schedule 17, item 8

Status: This is the original version (as it was originally made). This item of legislation is currently only available in its original format.

SCHEDULE 12 PART III SIGNS FOR LANE CLOSURES AND CONTRA-FLOW WORKING AT ROAD WORKS (contd.)



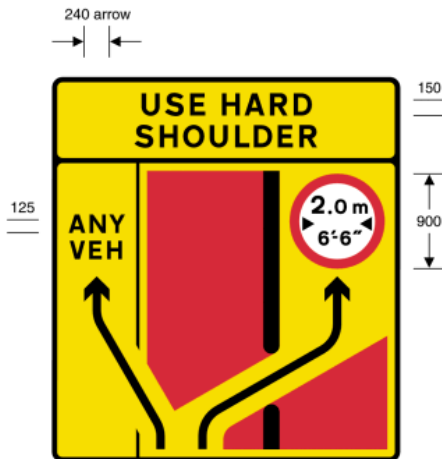
Item	
1	Regulations: 7(2), 17
2	Directions: 7, 36
3	Diagrams: See table of combinations
4	Permitted variants: Schedule 16, items 16, 42, 43
5	Illumination requirements: Schedule 17, item 1

Table of combinations

Item 1	Top panel	None	7263	7264
Item 2	Bottom panels	7271 7275 None	7271 7274 7275 None	7271 7275 None

7210

Diversion of two traffic lanes to the other carriageway, with vehicles over 6'6" wide prohibited from the right hand lane



Item	
1	Regulations: 7(2), 17
2	Directions: 7, 36
3	Diagrams: See table of combinations
4	Permitted variants: Schedule 16, items 16, 42, 43
5	Illumination requirements: Schedule 17, item 1

Table of combinations

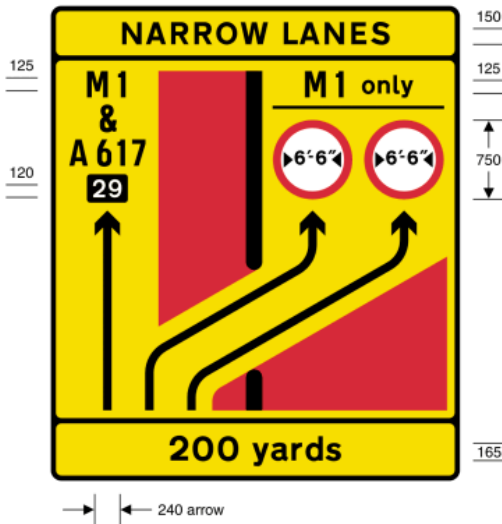
Item 1	Top panel	None	7260	7262	7263	7264
Item 2	Bottom panels	7271	7272 7274 7275 None	7271	7271	7271

7211.1

Diversion of the two lanes open to traffic; the left hand lane uses the hard shoulder, and the right hand lane which is subject to a width restriction goes to the other carriageway

Status: This is the original version (as it was originally made). This item of legislation is currently only available in its original format.

SCHEDULE 12 PART III SIGNS FOR LANE CLOSURES AND CONTRA-FLOW WORKING AT ROAD WORKS (contd.)

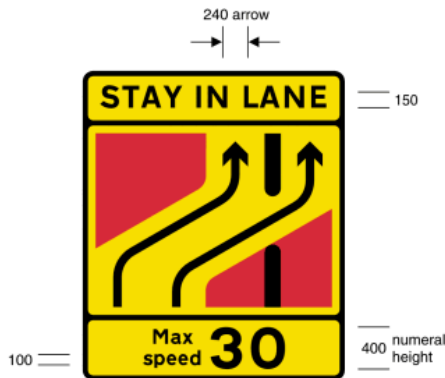


Item	
1	Regulations: 7(2), 17
2	Directions: 7, 36
3	Diagrams: See table of combinations
4	Permitted variants: Schedule 16, items 16, 42, 43 The legend "M1 only" may be varied. "M1 only" and the horizontal bar may be omitted
5	Illumination requirements: Schedule 17, item 1

Table of combinations

Item 1	Top panel	None	7262	7263	7264
Item 2	Bottom panels	7271 7272 7275 None	7271	7271 7272 7274 7275 None	7271 7272 7275 None

7212
Diversion of two right hand lanes of three lanes open to traffic to the other carriageway of a motorway; vehicles over 6'6" wide are prohibited from the two right hand lanes



Item	
1	Regulations: 7(2), 17
2	Directions: 7, 36
3	Diagrams: See table of combinations
4	Permitted variants: Schedule 16, items 16, 42, 43
5	Illumination requirements: Schedule 17, item 1

Table of combinations

Item 1	Top panel	None	7262	7263	7264
Item 2	Bottom panels	7271 7272 7275 None	7271	7271 7272 7274 7275 None	7271 7272 7275 None

7213
Diversion of two lanes open to traffic; the left hand lane moves to the right hand side of the carriageway, and the right hand lane goes to the other carriageway

Status: This is the original version (as it was originally made). This item of legislation is currently only available in its original format.

SCHEDULE 12 PART III SIGNS FOR LANE CLOSURES AND CONTRA-FLOW WORKING AT ROAD WORKS (contd.)

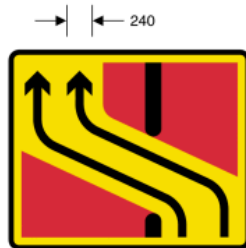


7214
Diversion of left hand lane from original carriageway to join right hand lane already diverted to the other carriageway

Item	
1	Regulations: 7(2), 17
2	Directions: 7, 36
3	Diagrams: See table of combinations
4	Permitted variants: Schedule 16, items 16, 42, 43
5	Illumination requirements: Schedule 17, item 1

Table of combinations

Item 1	Top panel	None	7263	7264
Item 2	Bottom panels	7271 7272 7275 None	7271 7272 7274 None	7271 7272 7275 None



7215
Two lanes open to traffic return to original carriageway

Item	
1	Regulations: 7(2), 17
2	Directions: 7, 36
3	Diagrams: See table of combinations
4	Permitted variants: Schedule 16, items 16, 42, 43
5	Illumination requirements: Schedule 17, item 1

Table of combinations

Item 1	Top panel	None	7263	7264
Item 2	Bottom panels	7271 7275 None	7271 7274 7275 None	7271 7275 None



7216
Right hand lane returns to right hand side of original carriageway ahead, but remains separated by works area from left hand lane

Item	
1	Regulations: 7(2), 17
2	Directions: 7, 36
3	Diagrams: See table of combinations
4	Permitted variants: Schedule 16, items 16, 42, 43
5	Illumination requirements: Schedule 17, item 1

Table of combinations

Item 1	Top panel	None	7263	7264
Item 2	Bottom panels	7271 7275 None	7271 7274 7275 None	7271 7275 None

Status: This is the original version (as it was originally made). This item of legislation is currently only available in its original format.

SCHEDULE 12 PART III SIGNS FOR LANE CLOSURES AND CONTRA-FLOW WORKING AT ROAD WORKS (contd.)



7217
Left hand lane returns from right hand side of original carriageway to left hand side ahead and right hand lane returns from other carriageway to right hand side of original carriageway

Item	
1	Regulations: 7(2), 17
2	Directions: 7, 36
3	Diagrams: See table of combinations
4	Permitted variants: Schedule 16, items 16, 42, 43
5	Illumination requirements: Schedule 17, item 1

Table of combinations

Item 1	Top panel	None	7263	7264
Item 2	Bottom panels	7271 7275 None	7271 7274 7275 None	7271 7275 None

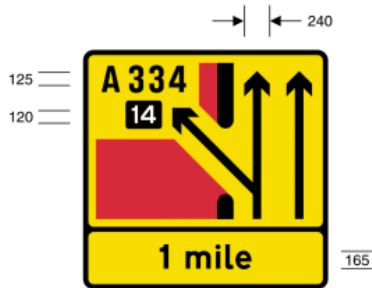


7218
Left hand lane returns from other carriageway to original carriageway ahead; right hand lane continues on other carriageway

Item	
1	Regulations: 7(2), 17
2	Directions: 7, 36
3	Diagrams: See table of combinations
4	Permitted variants: Schedule 16, items 16, 42, 43
5	Illumination requirements: Schedule 17, item 1

Table of combinations

Item 1	Top panel	None	7262	7263	7264
Item 2	Bottom panels	7271 7272 7275 None	7271	7271 7272 7274 7275 None	7271 7272 7275 None



7220
Destinations reached from a junction where traffic is in contra-flow on other carriageway of a motorway

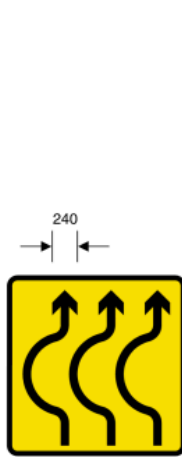
Item	
1	Regulations: 7(2), 17
2	Directions: 7, 36
3	Diagrams: See table of combinations
4	Permitted variants: Schedule 16, items 16, 42, 43
5	Illumination requirements: Schedule 17, item 1

Table of combinations

Item 1	Top panel	None
Item 2	Bottom panels	7270 7271 None

Status: This is the original version (as it was originally made). This item of legislation is currently only available in its original format.

SCHEDULE 12 PART III SIGNS FOR LANE CLOSURES AND CONTRA-FLOW WORKING AT ROAD WORKS (contd.)

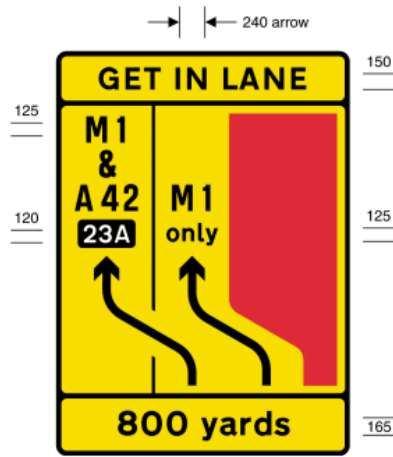


7221
Sharp bends ahead where traffic is diverted onto a temporary road for a short distance

Item	
1	Regulations: 7(2), 17
2	Directions: 36
3	Diagrams: See table of combinations
4	Permitted variants: Schedule 16, items 16, 28, 42, 43
5	Illumination requirements: Schedule 17, item 1

Table of combinations

Item 1	Top panel	None	7262	7263	7264
Item 2	Bottom panels	7271	7271	7271	7271
		7275		7274	7275
		None		7275	None



7230
Diversion of traffic from left and centre lanes of a motorway carriageway to use hard shoulder and left hand lane; hard shoulder is to be used by traffic leaving at the junction specified

Item	
1	Regulations: 7(2), 17
2	Directions: 7, 36
3	Diagrams: See table of combinations
4	Permitted variants: Schedule 16, items 16, 42, 43
5	Illumination requirements: Schedule 17, item 1

Table of combinations

Item 1	Top panel	None	7260	7262	7263	7264
Item 2	Bottom panels	7271	7272	7271	7271	7271
			7274			
			7275			

Status: This is the original version (as it was originally made). This item of legislation is currently only available in its original format.

SCHEDULE 12 PART III SIGNS FOR LANE CLOSURES AND CONTRA-FLOW WORKING AT ROAD WORKS (contd.)



7231
Return of traffic from hard shoulder and left lane of carriageway to left and centre lanes

Item	
1	Regulations: 7(2), 17
2	Directions: 7, 36
3	Diagrams: See table of combinations
4	Permitted variants: Schedule 16, items 16, 42, 43
5	Illumination requirements: Schedule 17, item 1

Table of combinations

Item 1	Top panel	None	7261	7262	7263	7264
Item 2	Bottom panels	7271	7272 7274 7275 None	7271	7271	7271



7232
Return of traffic from hard shoulder and left lane of carriageway to use three lanes

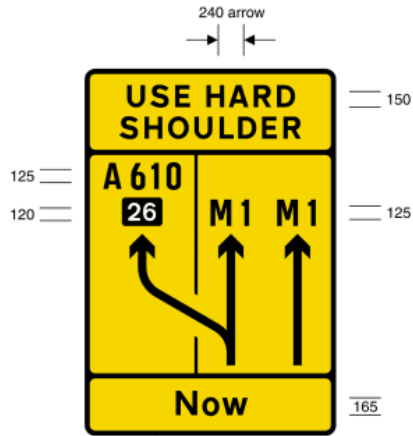
Item	
1	Regulations: 7(2), 17
2	Directions: 7, 36
3	Diagrams: See table of combinations
4	Permitted variants: Schedule 16, items 16, 42, 43
5	Illumination requirements: Schedule 17, item 1

Table of combinations

Item 1	Top panel	None	7261
Item 2	Bottom panels	7271	7272 7275 None

Status: This is the original version (as it was originally made). This item of legislation is currently only available in its original format.

SCHEDULE 12 PART III SIGNS FOR LANE CLOSURES AND CONTRA-FLOW WORKING AT ROAD WORKS (contd.)

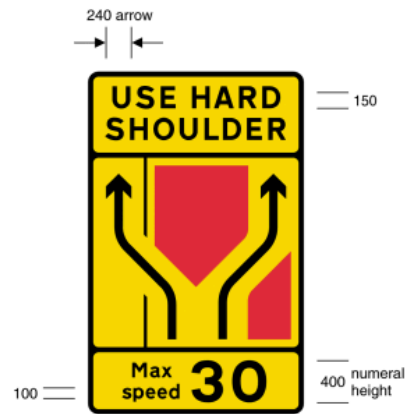


7233
Traffic from left hand lane of carriageway of a motorway to use hard shoulder to leave at junction ahead

Item	
1	Regulations: 7(2), 17
2	Directions: 7, 36
3	Diagrams: See table of combinations
4	Permitted variants: Schedule 16, Items 16, 42, 43
5	Illumination requirements: Schedule 17, item 1

Table of combinations

Item 1	Top panel	None	7260
Item 2	Bottom panels	7271	7272 None



7234
Traffic from left hand lane to use hard shoulder ahead; traffic from centre lane to move to right hand side of carriageway

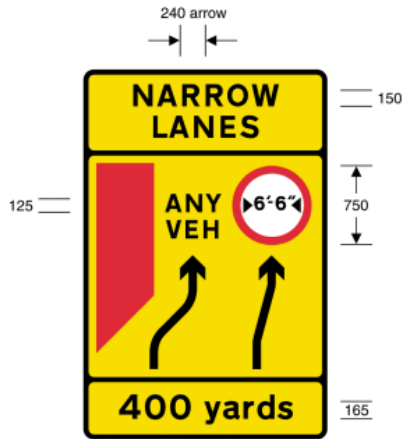
Item	
1	Regulations: 7(2), 17
2	Directions: 7, 36
3	Diagrams: See table of combinations
4	Permitted variants: Schedule 16, items 16, 42, 43
5	Illumination requirements: Schedule 17, item 1

Table of combinations

Item 1	Top panel	None	7260	7262	7263	7264
Item 2	Bottom panels	7271	7272 7274 7275 None	7271	7271	7271

Status: This is the original version (as it was originally made). This item of legislation is currently only available in its original format.

SCHEDULE 12 PART III SIGNS FOR LANE CLOSURES AND CONTRA-FLOW WORKING AT ROAD WORKS (contd.)

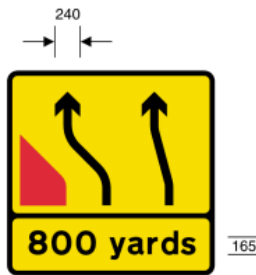


7235
Lanes ahead are narrower than normal; wide vehicles are prohibited from the right hand lane

Item	
1	Regulations: 7(2), 17
2	Directions: 7, 36
3	Diagrams: See table of combinations
4	Permitted variants: Schedule 16, items 16, 42, 43
5	Illumination requirements: Schedule 17, item 1

Table of combinations

Item 1	Top panel	7264
Item 2	Bottom panels	7271 None



7236
Lanes return to normal width

Item	
1	Regulations: 7(2), 17
2	Directions: 36
3	Diagrams: See table of combinations
4	Permitted variants: Schedule 16, items 16, 42, 43
5	Illumination requirements: Schedule 17, item 1

Table of combinations

Item 1	Top panel	None
Item 2	Bottom panels	7271 None

Status: This is the original version (as it was originally made). This item of legislation is currently only available in its original format.

SCHEDULE 12 PART III SIGNS FOR LANE CLOSURES AND CONTRA-FLOW WORKING AT ROAD WORKS (contd.)

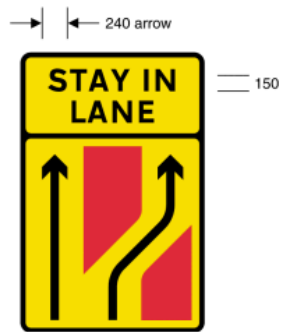


7237
Diversion of traffic from left and centre lanes to centre and right hand lanes

Item	
1	Regulations: 7(2), 17
2	Directions: 36
3	Diagrams: See table of combinations
4	Permitted variants: Schedule 16, items 16, 42, 43
5	Illumination requirements: Schedule 17, item 1

Table of combinations

Item 1	Top panel	None	7263	7264
Item 2	Bottom panels	7271 7275 None	7271 7274 7275 None	7271 7275 None



7238
Diversion of traffic from centre lane to right hand lane; traffic in left hand lane is unaffected

Item	
1	Regulations: 7(2), 17
2	Directions: 36
3	Diagrams: See table of combinations
4	Permitted variants: Schedule 16, items 16, 42, 43
5	Illumination requirements: Schedule 17, item 1

Table of combinations

Item 1	Top panel	None	7262	7263	7264
Item 2	Bottom panels	7271 7272 7275 None	7271	7271 7272 7274 7275 None	7271 7272 7275 None



7239
Traffic diverted from right hand lane to rejoin centre lane

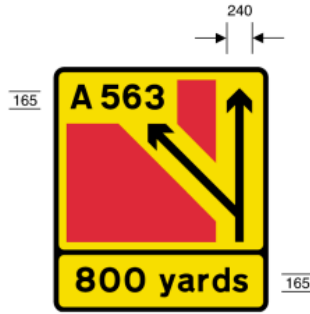
Item	
1	Regulations: 7(2), 17
2	Directions: 36
3	Diagrams: See table of combinations
4	Permitted variants: Schedule 16, items 16, 42, 43
5	Illumination requirements: Schedule 17, item 1

Table of combinations

Item 1	Top panel	None	7263	7264
Item 2	Bottom panels	7271 7272 7275 None	7271 7272 7274 7275 None	7271 7272 7275 None

Status: This is the original version (as it was originally made). This item of legislation is currently only available in its original format.

SCHEDULE 12 PART III SIGNS FOR LANE CLOSURES AND CONTRA-FLOW WORKING AT ROAD WORKS (contd.)



7240
Destination reached from a junction where permanent sign is obscured by presence of road works on an all-purpose road

Item	
1	Regulations: 7(2), 17
2	Directions: 36
3	Diagrams: See table of combinations
4	Permitted variants: Schedule 16, items 16, 42, 43
5	Illumination requirements: Schedule 17, item 1

Table of combinations

Item 1	Top panel	None
Item 2	Bottom panels	7270 7271 None



7241
Number of route reached from a motorway exit road during road works

Item	
1	Regulations: None
2	Directions: 14(1), 36
3	Diagrams: None
4	Permitted variants: Schedule 16, items 19, 20 The arrow may be positioned in the manner shown in diagram 7242
5	Illumination requirements: Schedule 17, item 1

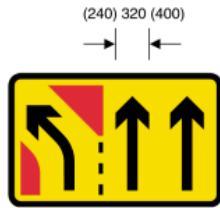


7242
Number of route reached from a road junction during road works

Item	
1	Regulations: None
2	Directions: 13(3), 36
3	Diagrams: None
4	Permitted variants: Schedule 16, items 19, 20 The arrow may be positioned in the manner shown in diagram 7241
5	Illumination requirements: Schedule 17, item 1

Status: This is the original version (as it was originally made). This item of legislation is currently only available in its original format.

SCHEDULE 12 PART III SIGNS FOR LANE CLOSURES AND CONTRA-FLOW WORKING AT ROAD WORKS (contd.)



7250
Near side traffic lane diverges from main carriageway at a junction as part of temporary traffic management scheme

Item	
1	Regulations: None
2	Directions: 21(1), 36
3	Diagrams: 7256
4	Permitted variants: Schedule 16, item 16
5	Illumination requirements: Schedule 17, item 1



7251
Additional traffic lanes joining from the right at a junction as part of temporary traffic management scheme

Item	
1	Regulations: None
2	Directions: 21(1), 36
3	Diagrams: 7256
4	Permitted variants: Schedule 16, item 16
5	Illumination requirements: Schedule 17, item 1




7252
Traffic joining from the left at a junction as part of temporary traffic management scheme; traffic on the main carriageway has priority

Item	
1	Regulations: None
2	Directions: 21(1), 36
3	Diagrams: 7256
4	Permitted variants: Schedule 16, item 16
5	Illumination requirements: Schedule 17, item 1

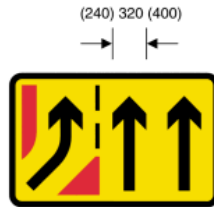
Status: This is the original version (as it was originally made). This item of legislation is currently only available in its original format.

SCHEDULE 12 PART III SIGNS FOR LANE CLOSURES AND CONTRA-FLOW WORKING AT ROAD WORKS (contd.)



7253
Traffic joining main carriageway at a junction as part of temporary traffic management scheme; traffic on the main carriageway has priority

Item	
1	Regulations: None
2	Directions: 21(1), 36
3	Diagrams: 7256
4	Permitted variants: Schedule 16, item 16
5	Illumination requirements: Schedule 17, item 1



7254
Additional traffic lane joining from the left at a junction as part of temporary traffic management scheme

Item	
1	Regulations: None
2	Directions: 21(1), 36
3	Diagrams: 7256
4	Permitted variants: Schedule 16, item 16
5	Illumination requirements: Schedule 17, item 1



7255
Additional traffic lane available ahead as part of temporary traffic management scheme

Item	
1	Regulations: None
2	Directions: 21(1), 36
3	Diagrams: 7256
4	Permitted variants: Schedule 16, item 16
5	Illumination requirements: Schedule 17, item 1

Status: This is the original version (as it was originally made). This item of legislation is currently only available in its original format.

SCHEDULE 12 PART III SIGNS FOR LANE CLOSURES AND CONTRA-FLOW WORKING AT ROAD WORKS (contd.)



7256
Distance ahead at which the change in road layout occurs

Item	
1	Regulations: None
2	Directions: 21(1), 36
3	Diagrams: 7250, 7251, 7252, 7253, 7254, 7255
4	Permitted variants: Schedule 16, item 6
5	Illumination requirements: Schedule 17, item 1



7260
Panel to appear at top of road works sign allowing traffic to use hard shoulder as indicated on main part of sign

Item	
1	Regulations: 17
2	Directions: 7, 36
3	Diagrams: 7211.1, 7230, 7233, 7234
4	Permitted variants: The legend may be on one line
5	Illumination requirements: Schedule 17, item 1



7261
Panel to appear at top of road works sign instructing traffic using hard shoulder to rejoin main carriageway

Item	
1	Regulations: 17
2	Directions: 7, 36
3	Diagrams: 7231, 7232
4	Permitted variants: The legend may be on one line
5	Illumination requirements: Schedule 17, item 1



7262
Panel to appear at top of road works sign instructing traffic to get into the appropriate lane as indicated on main part of sign

Item	
1	Regulations: 17
2	Directions: 36
3	Diagrams: 7201, 7211.1, 7212, 7213, 7218, 7221, 7230, 7231, 7234, 7238
4	Permitted variants: The legend may be on two lines
5	Illumination requirements: Schedule 17, item 1

Status: This is the original version (as it was originally made). This item of legislation is currently only available in its original format.

SCHEDULE 12 PART III SIGNS FOR LANE CLOSURES AND CONTRA-FLOW WORKING AT ROAD WORKS (contd.)



7263
Panel to appear at top of road works sign instructing traffic to remain in appropriate lane

Item	
1	Regulations: 17
2	Directions: 36
3	Diagrams: 7201, 7210, 7211.1, 7212, 7213, 7214, 7215, 7216, 7217, 7218, 7221, 7230, 7231, 7234, 7237, 7238, 7239
4	Permitted variants: The legend may be on one line
5	Illumination requirements: Schedule 17, item 1



7264
Panel to appear at top of road works sign indicating that traffic lanes are narrower than normal

Item	
1	Regulations: 17
2	Directions: 36
3	Diagrams: 7201, 7201.1, 7210, 7211.1, 7212, 7213, 7214, 7215, 7216, 7217, 7218, 7221, 7230, 7231, 7234, 7235, 7237, 7238, 7239
4	Permitted variants: The legend may be on one line
5	Illumination requirements: Schedule 17, item 1



7270
Panel to appear at bottom of road works sign indicating distance in miles to junction indicated on signs shown in diagrams in item 3 of the table

Item	
1	Regulations: 17
2	Directions: 36
3	Diagrams: 7201, 7220, 7240
4	Permitted variants: "1 mile" may be varied to "2/3 mile"
5	Illumination requirements: Schedule 17, item 1



7271
Panel to appear at bottom of road works sign indicating distance in yards to point at which condition indicated by signs shown in diagrams in item 3 of the table start to apply

Item	
1	Regulations: 17
2	Directions: 36
3	Diagrams: 7201, 7210, 7211.1, 7212, 7213, 7214, 7215, 7216, 7217, 7218, 7220, 7221, 7230, 7231, 7232, 7233, 7234, 7235, 7236, 7237, 7238, 7239, 7240
4	Permitted variants: "200" may be varied to the appropriate distance to the nearest 50 yards. The legend may be on two lines. "yards" may be varied to "yds"
5	Illumination requirements: Schedule 17, item 1

Status: This is the original version (as it was originally made). This item of legislation is currently only available in its original format.

SCHEDULE 12 PART III SIGNS FOR LANE CLOSURES AND CONTRA-FLOW WORKING AT ROAD WORKS (contd.)



7272

Panel to appear at bottom of road works sign indicating that the change to the road layout indicated by signs shown in diagrams in item 3 of the table occurs at that point

Item	
1	Regulations: 17
2	Directions: 36
3	Diagrams: 7211.1, 7212, 7213, 7214, 7218, 7230, 7231, 7232, 7233, 7234, 7238, 7239
4	Permitted variants: None
5	Illumination requirements: Schedule 17, item 1



7274

Panel to appear at bottom of road works sign indicating that traffic lanes are narrower than normal

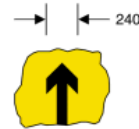
Item	
1	Regulations: 17
2	Directions: 36
3	Diagrams: 7210, 7211.1, 7212, 7213, 7214, 7215, 7216, 7217, 7218, 7221, 7230, 7231, 7234, 7237, 7238, 7239
4	Permitted variants: The legend may be on one line
5	Illumination requirements: Schedule 17, item 1



7275

Panel to appear at bottom of road works sign indicating temporary maximum speed in miles per hour advised

Item	
1	Regulations: 17
2	Directions: 36
3	Diagrams: 7201, 7210, 7211.1, 7212, 7213, 7214, 7215, 7216, 7217, 7218, 7221, 7230, 7231, 7232, 7234, 7237, 7238, 7239
4	Permitted variants: Schedule 16, item 1
5	Illumination requirements: Schedule 17, item 1



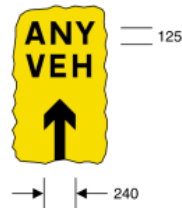
7280

Symbol that may be incorporated into a road works sign to indicate a lane open to traffic

Item	
1	Regulations: None
2	Directions: 36
3	Diagrams: 7201, 7201.1, 7210, 7211.1, 7212, 7213, 7214, 7215, 7216, 7217, 7218, 7220, 7221, 7230, 7231, 7232, 7233, 7234, 7235, 7236, 7237, 7238, 7239, 7240
4	Permitted variants: None
5	Illumination requirements: Not applicable

Status: This is the original version (as it was originally made). This item of legislation is currently only available in its original format.

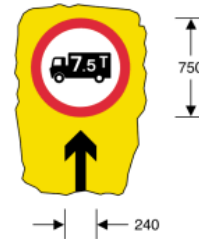
SCHEDULE 12 PART III SIGNS FOR LANE CLOSURES AND CONTRA-FLOW WORKING AT ROAD WORKS (contd.)



7281

Symbol that may be incorporated into a road works sign to indicate a lane open to any vehicle

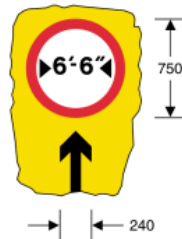
Item	
1	Regulations: None
2	Directions: 36
3	Diagrams: Same as 7280
4	Permitted variants: None
5	Illumination requirements: Not applicable



7282

Symbol that may be incorporated into a road works sign to indicate a lane subject to a temporary prohibition on goods vehicles exceeding the maximum gross weight shown

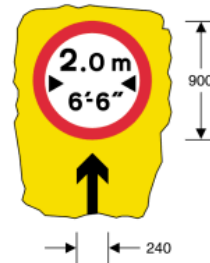
Item	
1	Regulations: None
2	Directions: 7, 36
3	Diagrams: Same as 7280
4	Permitted variants: Same as diagram 622.1A. The size of the sign to diagram 622.1A shall be increased to 900 mm diameter when used in conjunction with diagram 7283.1 or 7284.1
5	Illumination requirements: Not applicable



7283

Symbol that may be incorporated into a road works sign to indicate a lane subject to a temporary width restriction

Item	
1	Regulations: None
2	Directions: 7, 36
3	Diagrams: Same as 7280
4	Permitted variants: Schedule 16, item 1
5	Illumination requirements: Not applicable



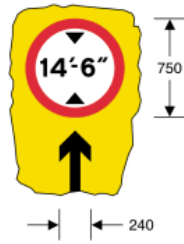
7283.1

As diagram 7283, with width indicated in both metric and imperial units

Item	
1	Regulations: None
2	Directions: 7, 36
3	Diagrams: Same as 7280
4	Permitted variants: Schedule 16, item 1
5	Illumination requirements: Not applicable

Status: This is the original version (as it was originally made). This item of legislation is currently only available in its original format.

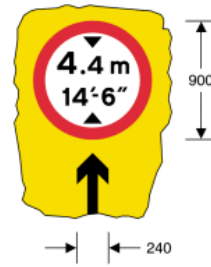
SCHEDULE 12 PART III SIGNS FOR LANE CLOSURES AND CONTRA-FLOW WORKING AT ROAD WORKS (contd.)



7284

Symbol that may be incorporated into a road works sign to indicate a lane subject to a temporary height restriction

Item	
1	Regulations: None
2	Directions: 7, 36
3	Diagrams: Same as 7280
4	Permitted variants: Schedule 16, item 1
5	Illumination requirements: Not applicable



7284.1

As diagram 7284, with height indicated in both metric and imperial units

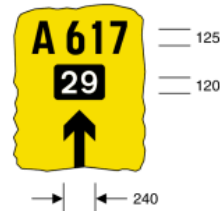
Item	
1	Regulations: None
2	Directions: 7, 36
3	Diagrams: Same as 7280
4	Permitted variants: Schedule 16, item 1
5	Illumination requirements: Not applicable



7285

Symbol that may be incorporated into a road works sign on an all-purpose road to indicate that a lane leads to a particular destination

Item	
1	Regulations: None
2	Directions: 13(3), 36
3	Diagrams: 7201, 7210, 7211.1, 7212, 7213, 7214, 7215, 7216, 7217, 7218, 7220, 7221, 7230, 7231, 7232, 7233, 7234, 7235, 7236, 7237, 7238, 7239, 7240
4	Permitted variants: Schedule 16, items 19, 20 The angle of the arrow may be varied to point 45° upwards to the left
5	Illumination requirements: Not applicable



7286

Symbol that may be incorporated into a road works sign on a motorway to indicate that a lane leads to a particular destination at the junction shown

Item	
1	Regulations: None
2	Directions: 14(1), 36
3	Diagrams: Same as 7285
4	Permitted variants: Schedule 16, items 19, 20 Same as diagram 7285
5	Illumination requirements: Not applicable

Status: This is the original version (as it was originally made). This item of legislation is currently only available in its original format.

SCHEDULE 12 PART III SIGNS FOR LANE CLOSURES AND CONTRA-FLOW WORKING AT ROAD WORKS (contd.)



7287

Symbol that may be incorporated into a road works sign to indicate that a lane is closed

Item	
1	Regulations: None
2	Directions: 36
3	Diagrams: 7201
4	Permitted variants: None
5	Illumination requirements: Not applicable



7288

Symbol that may be incorporated into a road works sign to indicate that traffic is moving in the opposite direction to traffic in other lanes which are segregated by traffic cylinders of the type shown in diagram 7103

Item	
1	Regulations: None
2	Directions: 36
3	Diagrams: 7201.1
4	Permitted variants: None
5	Illumination requirements: Not applicable



7290

Mandatory speed limit ahead at road works

Item	
1	Regulations: None
2	Directions: 7, 36
3	Diagrams: None
4	Permitted variants: Schedule 16, item 1
5	Illumination requirements: Schedule 17, item 1



7291

Information on breakdown recovery services during road works

Item	
1	Regulations: None
2	Directions: 36
3	Diagrams: None
4	Permitted variants: "Await rescue" may be varied to "End"
5	Illumination requirements: Schedule 17, item 1

Status: This is the original version (as it was originally made). This item of legislation is currently only available in its original format.

SCHEDULE 12 PART III SIGNS FOR LANE CLOSURES AND CONTRA-FLOW WORKING AT ROAD WORKS (contd.)



7292
Instructions to drivers of wide loads on action to be taken before reaching road works ahead

Item	
1	Regulations: None
2	Directions: 36
3	Diagrams: None
4	Permitted variants: Schedule 16, item 1 "Follow diversion at next exit" may be varied to "Contact police from emergency phone" or "Straddle nearside two lanes"
5	Illumination requirements: Schedule 17, item 1



7293
Instructions to drivers of wide loads on location from which they should telephone for assistance

Item	
1	Regulations: None
2	Directions: 36
3	Diagrams: None
4	Permitted variants: None
5	Illumination requirements: Schedule 17, item 1



7294
Temporary maximum speed in miles per hour advised

Item	
1	Regulations: None
2	Directions: 36
3	Diagrams: None
4	Permitted variants: Schedule 16, item 1
5	Illumination requirements: Schedule 17, item 1