

**Status:** This is the original version (as it was originally made). This item of legislation is currently only available in its original format.


## SCHEDULE 5

### SIGNS FOR BUS, TRAM AND PEDAL CYCLE FACILITIES

#### SCHEDULE 5

Regulation 11(1)

#### SIGNS FOR BUS, TRAM AND PEDAL CYCLE FACILITIES




950  
Cycle route ahead

Item	
1	Regulations: None
2	Directions: 21(1), 39(7)
3	Diagrams: 572, 573, 950.1
4	Permitted variants: Schedule 16, item 28
5	Illumination requirements: Schedule 17, item 1



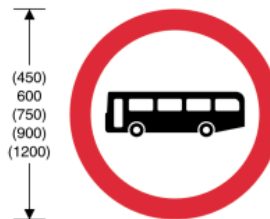
950.1  
Training or testing of child cyclists ahead

Item	
1	Regulations: None
2	Directions: 21(1), 39(7)
3	Diagrams: 950
4	Permitted variants: Schedule 16, items 3, 6, 11 "tests" may be varied to "training". "Child cycle tests" may be varied to "Cycles crossing" or "Cycle event"
5	Illumination requirements: Schedule 17, item 8



951  
Riding of pedal cycles prohibited

Item	
1	Regulations: None
2	Directions: 7, 8
3	Diagrams: None
4	Permitted variants: None
5	Illumination requirements: Schedule 17, items 4, 7




952  
Buses prohibited

Item	
1	Regulations: 24
2	Directions: 7, 8, 21(1)
3	Diagrams: 620, 954.2
4	Permitted variants: None
5	Illumination requirements: Schedule 17, item 1

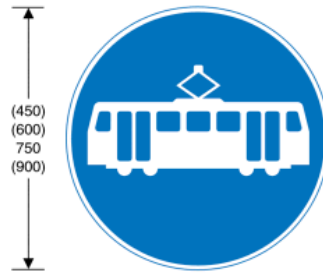
**Status:** This is the original version (as it was originally made). This item of legislation is currently only available in its original format.

SCHEDULE 5 SIGNS FOR BUS, TRAM AND PEDAL CYCLE FACILITIES (contd.)



953  
Route for use by buses and pedal cycles only

Item	
1	Regulations: 10(1), 24
2	Directions: 7, 8, 18(1), 18(4), 20(1), 21(1)
3	Diagrams: 953.2, 1048.3, 1048.4
4	Permitted variants: The bus symbol may be varied to the local bus symbol shown in diagram 958. The cycle symbol may be omitted. The word "taxi" in white letters may be added below the bus symbol
5	Illumination requirements: Schedule 17, item 1



953.1  
Route for use by tramcars only

Item	
1	Regulations: 10(1), 24
2	Directions: 7, 8, 18(1), 20(1), 21(1)
3	Diagrams: 953.2, 1048.2
4	Permitted variants: The bus symbol shown in diagram 953 or the local bus symbol shown in diagram 958 may be added below the tramcar symbol
5	Illumination requirements: Schedule 17, item 1



953.2  
Explanatory plate for the signs shown in diagrams 953 and 953.1

Item	
1	Regulations: None
2	Directions: 7, 20(1), 21(1)
3	Diagrams: 953, 953.1
4	Permitted variants: None
5	Illumination requirements: Schedule 17, item 8



953.3  
Entrance to bus station, depot or garage

Item	
1	Regulations: 22
2	Directions: None
3	Diagrams: None
4	Permitted variants: None
5	Illumination requirements: Schedule 17, item 9

**Status:** This is the original version (as it was originally made). This item of legislation is currently only available in its original format.

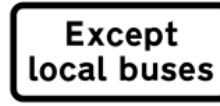
SCHEDULE 5 SIGNS FOR BUS, TRAM AND PEDAL CYCLE FACILITIES (contd.)



(37.5)  
50  
(62.5)  
(75)  
(100)

954  
Buses excluded from restriction or prohibition conveyed by associated sign


Item	
1	Regulations: 22
2	Directions: 7, 18(4), 21(1)
3	Diagrams: 606, 609, 612, 613, 616, 629, 629A, 629.1
4	Permitted variants: None
5	Illumination requirements: Schedule 17, item 8



(37.5)  
50  
(62.5)  
(75)  
(100)

954.2  
Same as diagram 954 applying to local buses

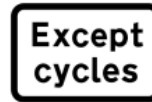
Item	
1	Regulations: 22
2	Directions: 7, 18(4), 21(1)
3	Diagrams: 606, 609, 612, 613, 616, 629, 629A, 629.1, 952
4	Permitted variants: The legend may be on three lines
5	Illumination requirements: Schedule 17, item 8



(37.5)  
50  
(62.5)  
(75)  
(100)

954.3  
Same as diagram 954 applying to buses and pedal cycles

Item	
1	Regulations: 22
2	Directions: 7, 21(1), 21(2)
3	Diagrams: 606, 609, 612, 613
4	Permitted variants: The word "local" may be added before "buses". "buses and cycles" may be varied to "buses, taxis and cycles", "buses, taxis & cycles" or "buses and taxis"
5	Illumination requirements: Schedule 17, item 8



(37.5)  
50  
(62.5)  
(75)  
(100)

954.4  
Same as diagram 954 applying to pedal cycles

Item	
1	Regulations: None
2	Directions: 7, 21(1), 21(2)
3	Diagrams: 606, 609, 612, 613, 816
4	Permitted variants: None
5	Illumination requirements: Schedule 17, item 8

**Status:** This is the original version (as it was originally made). This item of legislation is currently only available in its original format.

SCHEDULE 5 SIGNS FOR BUS, TRAM AND PEDAL CYCLE FACILITIES (contd.)



954.5  
Same as diagram 954 where the signs are mounted in combination with light signals prescribed by regulation 33

Item	
1	Regulations: 22
2	Directions: 7, 21(1)
3	Diagrams: 606, 612, 613
4	Permitted variants: "buses" may be varied to "cycles"
5	Illumination requirements: Schedule 17, item 6



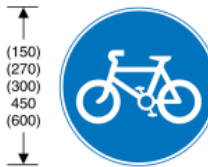
954.6  
Same as diagram 954 applying to buses and pedal cycles where the signs are mounted in combination with light signals prescribed by regulation 33

Item	
1	Regulations: 22
2	Directions: 7, 21(1), 21(2)
3	Diagrams: 606, 612, 613
4	Permitted variants: "buses & cycles" may be varied to "local buses" or "buses & taxis"
5	Illumination requirements: Schedule 17, item 6



954.7  
Same as diagram 954 applying to buses, taxis and pedal cycles where the signs are mounted in combination with light signals prescribed by regulation 33

Item	
1	Regulations: 22
2	Directions: 7, 21(1), 21(2)
3	Diagrams: 606, 612, 613
4	Permitted variants: "buses, taxis & cycles" may be varied to "local buses & cycles" or "local buses & taxis"
5	Illumination requirements: Schedule 17, item 6




955  
Route for use by pedal cycles only

Item	
1	Regulations: None
2	Directions: 7, 8, 18(1), 18(5), 21(1)
3	Diagrams: 1003, 1023, 1049, 1057, 2602.3
4	Permitted variants: None
5	Illumination requirements: Schedule 17, items 3, 7

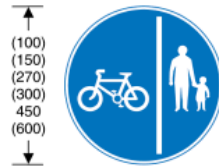
**Status:** This is the original version (as it was originally made). This item of legislation is currently only available in its original format.

SCHEDULE 5 SIGNS FOR BUS, TRAM AND PEDAL CYCLE FACILITIES (contd.)



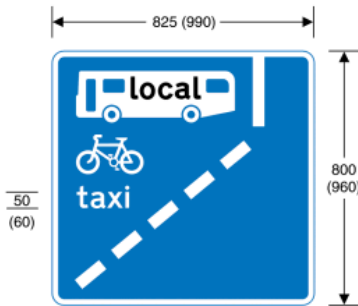
956  
Route for use by pedal cycles and pedestrians only

Item	
1	Regulations: None
2	Directions: 7, 8, 11, 18(1), 18(5), 21(1)
3	Diagrams: 1003, 1023, 1049, 1057, 2602.3
4	Permitted variants: None
5	Illumination requirements: Schedule 17, items 3, 7



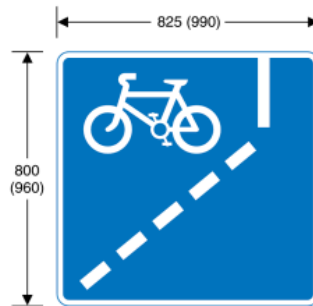
957  
Route comprising two ways, separated by the marking shown in diagram 1049 or 1049.1 or by physical means, for use by pedal cycles only and by pedestrians only

Item	
1	Regulations: None
2	Directions: 7, 8, 11, 17, 18(1), 18(3), 18(5), 21(1), 33
3	Diagrams: 1003, 1023, 1049, 1049.1, 1057, 2602.3
4	Permitted variants: Symbols may be reversed in a mirror image
5	Illumination requirements: Schedule 17, items 3, 7



958  
With-flow bus lane which pedal cycles and taxis may also use ahead

Item	
1	Regulations: 23, 24
2	Directions: 7, 17, 21(1)
3	Diagrams: 961, 1010
4	Permitted variants: The word "taxi" may be omitted. The local bus symbol may be varied to the bus symbol shown in diagram 960
5	Illumination requirements: Schedule 17, item 4

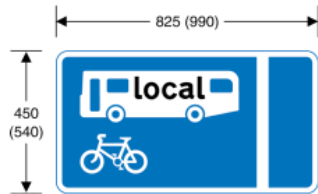


958.1  
With-flow cycle lane ahead

Item	
1	Regulations: None
2	Directions: 7, 17, 21(1)
3	Diagrams: 961, 1009
4	Permitted variants: None
5	Illumination requirements: Schedule 17, item 4

**Status:** This is the original version (as it was originally made). This item of legislation is currently only available in its original format.


SCHEDULE 5 SIGNS FOR BUS, TRAM AND PEDAL CYCLE FACILITIES (contd.)



959

With-flow bus lane which pedal cycles may also use  
 Note: Any vehicle may enter the bus lane to stop, load or unload where this is not prohibited

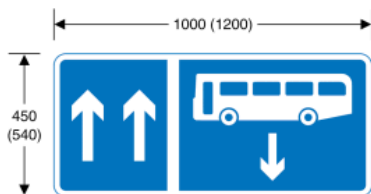
Item	
1	Regulations: 23, 24
2	Directions: 7, 11, 17, 18(3), 21(1)
3	Diagrams: 961, 1048, 1049
4	Permitted variants: The local bus symbol may be varied to the bus symbol shown in diagram 960. The word "taxi" in white letters may be added alongside the cycle symbol
5	Illumination requirements: Schedule 17, item 4



959.1

With-flow cycle lane

Item	
1	Regulations: None
2	Directions: 7, 11, 17, 18(1), 18(3), 18(5), 21(1)
3	Diagrams: 961, 1049, 1057
4	Permitted variants: None
5	Illumination requirements: Schedule 17, item 4

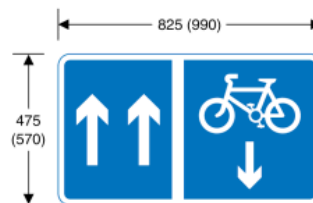


960

Contra-flow bus lane

Note: Any vehicle may enter the bus lane to stop, load or unload where this is not prohibited

Item	
1	Regulations: 23, 24
2	Directions: 7, 11, 17, 18(3)
3	Diagrams: 1048, 1048.1, 1049
4	Permitted variants: Schedule 16, item 16 The cycle symbol shown in diagram 959 may be added below the bus symbol and the downward pointing arrow moved towards the right. The bus symbol may be varied to the local bus symbol shown in diagram 959
5	Illumination requirements: Schedule 17, item 4



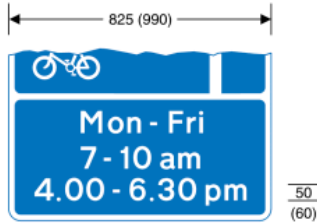
960.1

Contra-flow cycle lane

Item	
1	Regulations: None
2	Directions: 7, 11, 17, 18(1), 18(3), 18(5)
3	Diagrams: 1003, 1023, 1049, 1057
4	Permitted variants: Schedule 16, item 16
5	Illumination requirements: Schedule 17, item 4

**Status:** This is the original version (as it was originally made). This item of legislation is currently only available in its original format.

SCHEDULE 5 SIGNS FOR BUS, TRAM AND PEDAL CYCLE FACILITIES (contd.)



961  
Times of operation of a bus lane or cycle lane

Item	
1	Regulations: None
2	Directions: 7, 11, 21(1)
3	Diagrams: 958, 958.1, 959, 959.1
4	Permitted variants: Schedule 16, item 38
5	Illumination requirements: Schedule 17, item 4



962  
Bus lane on road at junction ahead

Item	
1	Regulations: 23, 24
2	Directions: 7
3	Diagrams: None
4	Permitted variants: Schedule 16, items 13, 14, 28, 38 Where the arrow is omitted the word "lane" shall be varied to "lanes". When the arrow is reversed the symbol must be reversed
5	Illumination requirements: Schedule 17, item 4



962.1  
Cycle lane on road at junction ahead or cycle track crossing road

Item	
1	Regulations: None
2	Directions: None
3	Diagrams: None
4	Permitted variants: Schedule 16, items 13, 14, 28, 38 "lane" may be varied to "track". Where the arrow is omitted "lane" shall be varied to "lanes", "track" or "tracks". When the arrow is reversed the symbol must be reversed
5	Illumination requirements: Schedule 17, item 4



962.2  
Contra-flow bus lane which pedal cycles may also use on road at junction ahead

Item	
1	Regulations: 23, 24
2	Directions: 7
3	Diagrams: None
4	Permitted variants: Schedule 16, items 13, 14, 28, 38 Where the arrow is omitted the word "lane" shall be varied to "lanes" and the symbols reversed
5	Illumination requirements: Schedule 17, item 4

**Status:** This is the original version (as it was originally made). This item of legislation is currently only available in its original format.

SCHEDULE 5 SIGNS FOR BUS, TRAM AND PEDAL CYCLE FACILITIES (contd.)



(40)  
50

963  
Bus lane with traffic proceeding from right  
(Sign for pedestrians)

Item	
1	Regulations: 23, 24
2	Directions: 7
3	Diagrams: None
4	Permitted variants: Schedule 16, item 28 "RIGHT" may be varied to "LEFT" or "BOTH WAYS". "LANE" may be varied to "LANES"
5	Illumination requirements: Schedule 17, item 9



(40)  
50

963.1  
Cycle lane with traffic proceeding from right  
(Sign for pedestrians)

Item	
1	Regulations: None
2	Directions: None
3	Diagrams: None
4	Permitted variants: Schedule 16, item 28 "RIGHT" may be varied to "LEFT" or "BOTH WAYS". "LANE" may be varied to "LANES" or "TRACK"
5	Illumination requirements: Schedule 17, item 9



(40)  
50

963.2  
Contra-flow bus lane which pedal cycles may also use with traffic proceeding from right  
(Sign for pedestrians)

Item	
1	Regulations: 23, 24
2	Directions: 7
3	Diagrams: None
4	Permitted variants: Schedule 16, item 28 "RIGHT" may be varied to "LEFT" or "BOTH WAYS". "LANE" may be varied to "LANES"
5	Illumination requirements: Schedule 17, item 9



(40)  
50

963.3  
Tramway with traffic proceeding in both directions  
(Sign for pedestrians)

Item	
1	Regulations: None
2	Directions: 7
3	Diagrams: None
4	Permitted variants: "BOTH WAYS" may be varied to "LEFT" or "RIGHT"
5	Illumination requirements: Schedule 17, item 9



**Status:** This is the original version (as it was originally made). This item of legislation is currently only available in its original format.

SCHEDULE 5 SIGNS FOR BUS, TRAM AND PEDAL CYCLE FACILITIES (contd.)



964  
End of bus lane

Item	
1	Regulations: 23
2	Directions: 7, 10(1), 18(3)
3	Diagrams: 1050
4	Permitted variants: None
5	Illumination requirements: Schedule 17, item 4



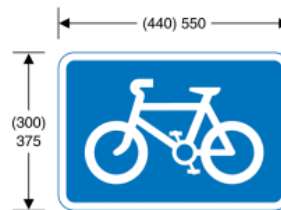
965  
End of cycle lane, track or route

Item	
1	Regulations: None
2	Directions: 18(1)
3	Diagrams: 1057, 1058
4	Permitted variants: None
5	Illumination requirements: Schedule 17, item 9



966  
Pedal cyclists to dismount at the end of, or at a break in, a cycle lane, track or route

Item	
1	Regulations: None
2	Directions: None
3	Diagrams: None
4	Permitted variants: None
5	Illumination requirements: Schedule 17, item 9

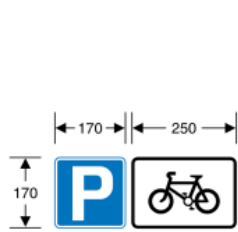


967  
Route recommended for pedal cycles on the main carriageway of a road

Item	
1	Regulations: None
2	Directions: 18(1)
3	Diagrams: 1004, 1004.1, 1057
4	Permitted variants: None
5	Illumination requirements: Schedule 17, item 9

**Status:** This is the original version (as it was originally made). This item of legislation is currently only available in its original format.

SCHEDULE 5 SIGNS FOR BUS, TRAM AND PEDAL CYCLE FACILITIES (contd.)



968  
Parking place for pedal cycles

Item	
1	Regulations: None
2	Directions: None
3	Diagrams: None
4	Permitted variants: None
5	Illumination requirements: Schedule 17, item 9



968.1  
Same as diagram 968

Item	
1	Regulations: None
2	Directions: None
3	Diagrams: None
4	Permitted variants: None
5	Illumination requirements: Schedule 17, item 9




969  
Parking place for buses

Item	
1	Regulations: 24(1)
2	Directions: 7, 25
3	Diagrams: 1028.3
4	Permitted variants: None
5	Illumination requirements: Schedule 17, item 4

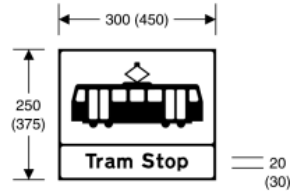
**Status:** This is the original version (as it was originally made). This item of legislation is currently only available in its original format.

SCHEDULE 5 SIGNS FOR BUS, TRAM AND PEDAL CYCLE FACILITIES (contd.)



970  
Stopping place for buses

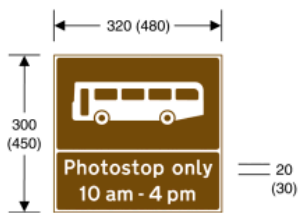
Item	
1	Regulations: 13(2), 13(4), 13(7), 22, 24(1)
2	Directions: 42(1), 42(4)
3	Diagrams: 1025.1, 1025.3, 1025.4
4	Permitted variants: See note. The bus symbol may be omitted. "Request" may be inserted before "Bus Stop". "Stop" may be varied to "Stand". "Bus Stop" may be varied to "Request Stop" when the bus symbol is shown. The legend may be in capital letters. The background, symbol and lettering may be in any contrasting colours. The face of the sign may be curved
5	Illumination requirements: Schedule 17, item 9



971  
Stopping place for trams

Item	
1	Regulations: 13(2), 13(4), 13(7)
2	Directions: 42(1), 42(4)
3	Diagrams: None
4	Permitted variants: See note under diagram 970. "Tram" may be varied to "Request". The face of the sign may be curved
5	Illumination requirements: Schedule 17, item 9

Note: Supplementary plates may be added to diagrams 970 - 973.3 to give additional information, e.g. bus route numbers, the name of the stopping place or boarding point and a reference to a telephone enquiry line



972  
Stopping place for buses used for carrying tourists to allow passengers to take photographs

Item	
1	Regulations: 24(1)
2	Directions: 42(1), 42(4)
3	Diagrams: None
4	Permitted variants: Schedule 16, item 38 See note under diagram 970. The face of the sign may be curved
5	Illumination requirements: Schedule 17, item 9

**Status:** This is the original version (as it was originally made). This item of legislation is currently only available in its original format.

SCHEDULE 5 SIGNS FOR BUS, TRAM AND PEDAL CYCLE FACILITIES (contd.)



973.2  
Stopping place for buses operated by or on behalf of or under agreement with Transport for London

Item	
1	Regulations: 13(2), 13(4), 13(7), 22
2	Directions: 42(1), 42(4)
3	Diagrams: 1025.1, 1025.3, 1025.4
4	Permitted variants: See note under diagram 970. "BUS STOP" may be varied to "BUS STAND". The face of the sign may be curved
5	Illumination requirements: Schedule 17, item 9



973.3  
Same as diagram 973.2

Item	
1	Regulations: 13(2), 13(4), 13(7), 22
2	Directions: 42(1), 42(4)
3	Diagrams: 1025.1, 1025.3, 1025.4
4	Permitted variants: See note under diagram 970. The face of the sign may be curved
5	Illumination requirements: Schedule 17, item 9



974  
Stopping by vehicles other than buses prohibited during the period indicated

Item	
1	Regulations: 22
2	Directions: 24(1), 24(2), 25
3	Diagrams: 1025.1, 1025.3, 1025.4
4	Permitted variants: Schedule 16, item 38 "except buses" may be varied to "except local buses"
5	Illumination requirements: Schedule 17, item 4

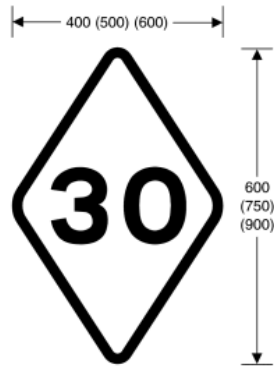


975  
Place where buses may stand and the stopping of other vehicles is prohibited during the period indicated

Item	
1	Regulations: 22
2	Directions: 24(1), 24(2), 25
3	Diagrams: 1025.1, 1025.3, 1025.4
4	Permitted variants: Schedule 16, item 38 Same as diagram 974
5	Illumination requirements: Schedule 17, item 4

**Status:** This is the original version (as it was originally made). This item of legislation is currently only available in its original format.

SCHEDULE 5 SIGNS FOR BUS, TRAM AND PEDAL CYCLE FACILITIES (contd.)



976  
Maximum speed limit for trams  
in kilometres per hour

Item	
1	Regulations: None
2	Directions: None
3	Diagrams: None
4	Permitted variants: The numeral "30" may be varied. Other information may be substituted for "30" in accordance with the requirements of Her Majesty's Railway Inspectorate. The background, border, symbol and lettering may be in any colour in accordance with the requirements of Her Majesty's Railway Inspectorate
5	Illumination requirements: Schedule 17, item 9