

**Status:** This is the original version (as it was originally made). This item of legislation is currently only available in its original format.

## SCHEDULE 5

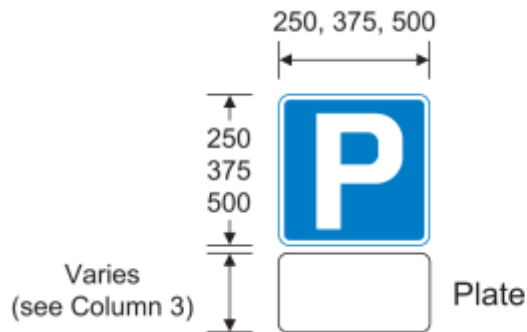
Signs to indicate parking places and areas subject to parking controls

### PART 1






#### Parking place signs and plates

1. A sign for indicating a parking place (a “parking place sign”) must be square and of the size, colour and type shown in the upper part of the diagram above the sign table in this Part.

2. A restriction of a description in column 2 of items 2 to 6 of the sign table in this Part must be conveyed by a plate of the size, colour and type provided for in the diagram in column 3 at the item in question.



Sign table — Schedule 5, Part 1

| (1)  | (2)  | (3)   | (1)  | (2)  | (3)   |
|------|--|---|------|--|---|
| Item | Description  | Plate   | Item | Description  | Plate   |
| 1    | Parking place  |   | 2    | Diagram 804.4<br>Parking place reserved for solo motor cycles                                      | 170<br>225<br>340  |
| 3    | Diagram 804.2<br>Parking place reserved for motor cars     | 130<br>195<br>260  | 4    | Diagram 804.3<br>Parking place reserved for motorised caravans or caravans drawn by motor vehicles | 130<br>195<br>260  |
| 5    | Diagram 804.1<br>Parking place reserved for goods vehicles | 130<br>195<br>260  | 6    | Diagram 969<br>Parking place reserved for buses  | 110<br>165<br>220  |