

Commission Delegated Regulation (EU) No 1254/2014 of 11 July 2014 supplementing Directive 2010/30/EU of the European Parliament and of the Council with regard to energy labelling of residential ventilation units (Text with EEA relevance)

COMMISSION DELEGATED REGULATION (EU) No 1254/2014

of 11 July 2014

supplementing Directive 2010/30/EU of the European Parliament and of the Council with regard to energy labelling of residential ventilation units

(Text with EEA relevance)

THE EUROPEAN COMMISSION,

Having regard to the Treaty on the Functioning of the European Union,

Having regard to Directive 2010/30/EU of the European Parliament and of the Council of 19 May 2010 on the indication by labelling and standard product information of the consumption of energy and other resources by energy related products⁽¹⁾, and in particular Article 10 thereof,

Whereas:

- (1) Directive 2010/30/EU requires the Commission to adopt delegated acts for the labelling of energy-related products. The delegated acts are to be adopted where products represent a significant potential for energy savings and present a wide disparity in performance levels although having an equivalent functionality and no other Union legislation or self-regulation is expected to achieve the policy objectives more quickly or at lesser expense than mandatory requirements.
- (2) The Commission has assessed the technical, environmental and economic aspects of residential ventilation units. The assessment showed that the energy used by residential ventilation units accounts for a significant part of total household energy demand in the Union. Improvements have already been achieved in the energy efficiency of those products, but there is substantial scope for further reducing the energy consumption of such units. The assessment also confirmed a wide disparity in performance levels, and found no self-regulation or voluntary agreements which could achieve the policy objectives.
- (3) Small ventilation units with an electric power input of less than 30 W per air stream should be exempted from the scope of this Regulation. Those units are designed for many different applications, predominantly working intermittently and with supplementary functions only, for example in bathrooms. Including those ventilation units would represent a considerable administrative burden in terms of market surveillance due to large sales numbers, while contributing only to a small share of the energy saving potential. However, considering that they offer similar functionalities to other ventilation units, their possible inclusion should be similarly addressed in the review of this Regulation. Non-residential ventilation units (NRVUs) should be

Changes to legislation: There are outstanding changes not yet made to Commission Delegated Regulation (EU) No 1254/2014. Any changes that have already been made to the legislation appear in the content and are referenced with annotations. (See end of Document for details) View outstanding changes

excluded from labelling as these products are chosen by planners and architects and largely independent from consumer and market behaviour. Ventilation units specifically designed to operate exclusively for emergency purposes or in exceptional or hazardous environments should also be exempted, as they are used rarely and for a short time. The exemptions also clarify that multifunctional units which predominantly heat or cool and kitchen range hoods are excluded. Harmonised provisions on labelling and standard product information regarding the specific energy consumption of residential ventilation units should be laid down in order to provide incentives for manufacturers to improve the energy efficiency of these units, encourage end-users to purchase energy-efficient products and contribute to the functioning of the internal market.

- (4) As the sound power level of a residential ventilation unit can be an important consideration for consumers, information on this should be included on the label.
- (5) The combined effect of this Regulation and Commission Regulation (EU) No 1253/2014⁽²⁾ is expected to raise the aggregated saving by 1 300 PJ (45 %) to 4 130 PJ in 2025.
- (6) The information provided on the label should be obtained through reliable, accurate and reproducible methods which take into account recognised ‘state of the art’ measurement and calculation methods, including, where available, harmonised standards adopted by the European standardisation bodies in accordance with the procedures laid down in Regulation (EU) No 1025/2012 of the European Parliament and of the Council⁽⁹⁾.
- (7) This Regulation should specify requirements as to the uniform design and content for the label, the technical documentation and the fiche. Requirements should also be laid down as regards the information to be provided in the case of any form of distance selling, advertisements and technical promotional materials for ventilation units, as the importance of information displayed to end-users via the internet is increasing,

HAS ADOPTED THIS REGULATION:

Article 1

Subject matter and scope

- 1 This Regulation establishes energy labelling requirements for residential ventilation units.
- 2 This Regulation shall not apply to residential ventilation units which:
 - a are unidirectional (exhaust or supply) with an electric power input of less than 30 W;
 - b are exclusively specified as operating in a potentially explosive atmosphere as defined in Directive 94/9/EC of the European Parliament and of the Council⁽⁴⁾;
 - c are exclusively specified as operating for emergency use, for short periods of time, and which comply with the basic requirements for construction works with regard to safety in case of fire as set out in Regulation (EU) No 305/2011 of the European Parliament and of the Council⁽⁵⁾;
 - d are exclusively specified as operating:
 - (i) where operating temperatures of the air being moved exceed 100 °C;

Changes to legislation: There are outstanding changes not yet made to Commission Delegated Regulation (EU) No 1254/2014. Any changes that have already been made to the legislation appear in the content and are referenced with annotations. (See end of Document for details) View outstanding changes

- (ii) where the operating ambient temperature for the motor, if located outside the air stream, driving the fan exceeds 65 °C;
 - (iii) where the temperature of the air being moved or the operating ambient temperature for the motor, if located outside the air stream, are lower than – 40 °C;
 - (iv) where the supply voltage exceeds 1 000 V AC or 1 500 V DC;
 - (v) in toxic, highly corrosive or flammable environments or in environments with abrasive substances;
- [^{F1}e include a heat exchanger and a heat pump for heat recovery or allowing heat transfer or extraction being additional to that of the heat recovery system, except heat transfer for frost protection or defrosting;]
- f are classified as range hoods covered by Commission Delegated Regulation (EU) No 65/2014⁽⁶⁾.

Textual Amendments

- F1** Substituted by [Commission Delegated Regulation \(EU\) 2020/987 of 20 January 2020 correcting certain language versions of Delegated Regulation \(EU\) No 1254/2014 supplementing Directive 2010/30/EU of the European Parliament and of the Council with regard to energy labelling of residential ventilation units \(Text with EEA relevance\)](#).

Article 2

Definitions

For the purposes of this Regulation the following definitions shall apply:

- (1) ‘ventilation unit’ (VU) means an electricity driven appliance equipped with at least one impeller, one motor and a casing and intended to replace utilised air by outdoor air in a building or a part of a building;
- (2) ‘residential ventilation unit’ (RVU) means a ventilation unit where:
 - (a) the maximum flow rate does not exceed 250 m³/h;
 - (b) the maximum flow rate is between 250 and 1 000 m³/h, and the manufacturer declares its intended use as being exclusively for a residential ventilation application;
- (3) ‘maximum flow rate’ is the declared maximum air volume flow rate of a ventilation unit that can be achieved with integrated or separately co-supplied controls at standard air conditions (20 °C) and 101 325 Pa, where the unit is installed complete (e.g. including clean filters) and according to the manufacturer's instructions, for ducted RVUs the maximum flow is related to the air flow at 100 Pa of external static pressure difference, and for non-ducted RVUs to the air flow at the lowest achievable total pressure difference to be chosen from a set of values of 10 (minimum)-20-50-100-150-200-250 Pa, whichever is equal or just below the measured pressure difference value;

Changes to legislation: There are outstanding changes not yet made to Commission Delegated Regulation (EU) No 1254/2014. Any changes that have already been made to the legislation appear in the content and are referenced with annotations. (See end of Document for details) View outstanding changes

- (4) ‘unidirectional ventilation unit’ (UVU) means a ventilation unit producing an air flow in one direction only, either from indoors to outdoors (exhaust) or from outdoors to indoors (supply), where the mechanically produced air flow is balanced by natural air supply or exhaust;
- (5) ‘bidirectional ventilation unit’ (BVU) means a ventilation unit producing an air flow between indoors and outdoors and which is equipped with both exhaust and supply fans;
- (6) ‘equivalent ventilation unit model’ means a ventilation unit with the same technical characteristics according to the applicable product information requirements, but placed on the market as a different ventilation unit model by the same manufacturer, authorised representative or importer.

For the purposes of Annexes II to IX, additional definitions are set out in Annex I.

Article 3

Responsibilities of suppliers

- 1 Suppliers placing residential ventilation units on the market shall ensure that from 1 January 2016 the following requirements are fulfilled:
 - a each residential ventilation unit is accompanied by a printed label in the format and containing the information set out in Annex III, the label must be provided at least in the packaging of the unit. For each model of residential ventilation units an electronic label in the format and containing the information set out in Annex III shall be made available to dealers;
 - b a product fiche, as set out in Annex IV, is made available. The fiche must be provided at least in the packaging of the unit. For each model of residential ventilation units an electronic product fiche, as set out in Annex IV, shall be made available to dealers, and on free access websites;
 - c technical documentation, as set out in Annex V, is made available on request to the Member State authorities and the Commission;
 - d instructions for use are made available;
 - e any advertisement for a specific model of residential ventilation units that discloses energy-related or price information contains the specific energy consumption class of that model;
 - f any technical promotional material concerning a specific model of residential ventilation unit which describes its specific technical parameters states the specific energy consumption class of that model.

- 2 From 1 January 2016 residential ventilation units placed on the market shall be provided with a label in the format set out in Annex III, point 1, if they are unidirectional residential ventilation units, and with a label in the format set out in Annex III, point 2, if they are bidirectional ventilation units.

Article 4

Responsibilities of dealers

Dealers shall ensure that:

Changes to legislation: There are outstanding changes not yet made to Commission Delegated Regulation (EU) No 1254/2014. Any changes that have already been made to the legislation appear in the content and are referenced with annotations. (See end of Document for details) View outstanding changes

- (a) each residential ventilation unit, at the point of sale, bears the label provided by suppliers in accordance with Article 3(1)(a) on the outside of the front or top of the appliance in such a way as to be clearly visible;
- (b) residential ventilation units offered for sale, hire or hire-purchase, where the end-user cannot be expected to see the product displayed, are marketed with the information provided by suppliers in accordance with Annex VI, except where the offer is made on the internet, in which case the provisions of Annex VII shall apply;
- (c) any advertisement for a specific model of residential ventilation unit that discloses energy-related or price information contains a reference to the specific energy consumption class of the unit;
- (d) any technical promotional material concerning a specific model which describes the technical parameters of a residential ventilation unit includes the specific energy consumption class of the model and the instructions for use provided by the supplier.

Article 5

Measurement methods

For the purposes of information to be provided under Articles 3 and 4, the specific energy consumption class shall be determined in accordance with the table set out in Annex II. The specific energy consumption, the annual electricity consumption, the annual heating saved, the maximum flow rate and the sound power level shall be determined in accordance with measurement and calculation methods as set out in Annex VIII, and take into account recognised state-of-the-art measurement and calculation methods.

Article 6

Verification procedure for market surveillance purposes

When assessing the conformity of the ventilation unit, Member States shall apply the procedure laid down in Annex IX.

Article 7

Review

The Commission shall review this Regulation in the light of technological progress and present the results of this review to the Consultation Forum no later than 1 January 2020.

The review shall assess in particular the possible inclusion of other ventilation units, notably of non-residential units, units with a total electric power input smaller than 30 W, and the specific energy consumption calculation and classes for demand controlled unidirectional and bidirectional ventilation units.

Changes to legislation: There are outstanding changes not yet made to Commission Delegated Regulation (EU) No 1254/2014. Any changes that have already been made to the legislation appear in the content and are referenced with annotations. (See end of Document for details) [View outstanding changes](#)

Article 8

Entry into force

This Regulation shall enter into force on the twentieth day following that of its publication in the *Official Journal of the European Union*.

This Regulation shall be binding in its entirety and directly applicable in all Member States.

Changes to legislation: There are outstanding changes not yet made to Commission Delegated Regulation (EU) No 1254/2014. Any changes that have already been made to the legislation appear in the content and are referenced with annotations. (See end of Document for details) View outstanding changes

ANNEX I

Definitions applicable for Annexes II to IX

- (1) ‘specific energy consumption (SEC)’ (expressed in kWh/(m².a)) means a coefficient to express the energy consumed for ventilation per m² heated floor area of a dwelling or building, calculated for RVUs in accordance with Annex VIII;
- (2) ‘sound power level (L_{WA})’ means the casing-radiated A-weighted sound power level expressed in decibels (dB) with reference to the sound power of one picowatt (1 pW), transmitted by the air at reference airflow;
- (3) ‘multi-speed drive’ means a fan motor that can be operated at three or more fixed speeds plus zero (‘off’);
- (4) ‘variable speed drive (VSD)’ means an electronic controller, integrated or functioning as one system or as a separate delivery with the motor and the fan, which continuously adapts the electrical power supplied to the motor in order to control the flow rate;
- (5) ‘heat recovery system (HRS)’ means the part of a bidirectional ventilation unit equipped with a heat exchanger designed to transfer the heat contained in the (contaminated) exhaust air to the (fresh) supply air;
- (6) ‘thermal efficiency of a residential HRS (η_t)’ means the ratio between supply air temperature gain and exhaust air temperature loss, both relative to the outdoor temperature, measured under dry conditions of the HRS, and standard air conditions, with balanced mass flow at reference flow rate, an indoor-outdoor temperature difference of 13 K, no correction for thermal heat gain from fan motors;
- (7) ‘internal leakage rate’ means the fraction of extract air present in the supply air of ventilation units with HRS as a result of leakage between extract and supply airflows inside the casing when the unit is operated at reference air volume flow, measured at the ducts, the test shall be performed at 100 Pa;
- (8) ‘carry over’ means the percentage of the exhaust air which is returned to the supply air for a regenerative heat exchanger according to the reference flow;
- (9) ‘external leakage rate’ means the fraction of reference air volume flow escaping from the casing of a unit when it is subjected to a pressure test, the test shall be performed at 250 Pa for both under and over pressure;
- (10) ‘mixing’ means the immediate recirculation or short-circuiting of airflows between discharge and intake ports at both the indoor and outdoor terminals so that they do not contribute to the effective ventilation of a building space, when the unit is operated at reference air volume rate;
- (11) ‘mixing rate’ means the fraction of extract airflow, as part of the total reference air volume, that recirculates between discharge and intake ports at both the indoor and outdoor terminals and thus does not contribute to the effective ventilation of a building space, when the unit is operated at reference air volume (measured at 1 m distance from the indoor supply duct), less the internal leakage rate;
- (12) ‘effective power input’ (expressed in W) means the electric power input at reference flow rate and corresponding external total pressure difference and includes the electrical demand for fans, controls (including remote controls) and the heat pump (if integrated);

Changes to legislation: There are outstanding changes not yet made to Commission Delegated Regulation (EU) No 1254/2014. Any changes that have already been made to the legislation appear in the content and are referenced with annotations. (See end of Document for details) [View outstanding changes](#)

- (13) ‘specific power input (SPI)’ (expressed in $W/(m^3/h)$) means the ratio between the effective power input (in W) and the reference flow rate (in m^3/h);
- (14) ‘flow rate/pressure diagram’ means a set of curves for flow rate (horizontal axis) and pressure difference of a unidirectional RVU or the supply side of a bidirectional RVU, where each curve represents one fan speed with at least eight equidistant test-points and the number of curves is given by the number of discrete fan speed options (one, two or three) or, in the case of a variable fan speed drive, includes at least a minimum, maximum and appropriate intermediate curve close to the reference air volume and pressure difference for SPI testing;
- (15) ‘reference flow rate’ (expressed in m^3/s) is the abscissa value to a point on a curve in the flow rate/pressure diagram which is on or closest to a reference point at 70 % at least of the maximum flow rate and 50 Pa for ducted units and at a minimum pressure for non-ducted units. For bidirectional ventilation units, the reference air volume flow rate applies to the air supply outlet;
- (16) ‘control factor (CTRL)’ means a correction factor for the SEC calculation depending on the type of control that is part of the ventilation unit, according to the description in Annex VIII Table 1;
- (17) ‘control parameter’ means a measurable parameter or set of measurable parameters that are assumed to be representative of the ventilation demand, e.g. the level of relative humidity (RH), carbon dioxide (CO_2), volatile organic compounds (VOC) or other gases, presence, motion or occupancy detection from infrared body heat or from reflection of ultrasonic waves, electrical signals from human operation of lights or equipment;
- (18) ‘manual control’ means any control type that does not use demand control;
- (19) ‘demand control’ means a device or set of devices, integrated or as a separate delivery, that measures a control parameter and uses the result to regulate automatically the flow rate of the unit and/or the flow rates of the ducts;
- (20) ‘clock control’ means a clocked (daytime-controlled) human interface to control the fan speed/flow rate of the ventilation unit, with at least seven weekday manual settings of the adjustable flow rate for at least two setback periods, i.e. periods in which a reduced or no flow rate applies;
- (21) ‘demand controlled ventilation (DCV)’ means a ventilation unit that uses demand control;
- (22) ‘ducted unit’ means a ventilation unit intended to ventilate one or more rooms or enclosed space in a building through the use of air ducts, intended to be equipped with duct connections;
- (23) ‘non-ducted unit’ means a single room ventilation unit intended to ventilate a single room or enclosed space in a building, and not intended to be equipped with duct connections;
- (24) ‘central demand control’ means a demand control of a ducted ventilation unit that continuously regulates the fan speed(s) and flow rate based on one sensor for the whole ventilated building or part of the building at central level;

Changes to legislation: There are outstanding changes not yet made to Commission Delegated Regulation (EU) No 1254/2014. Any changes that have already been made to the legislation appear in the content and are referenced with annotations. (See end of Document for details) View outstanding changes

- (25) ‘local demand control’ means a demand control for a ventilation unit that continuously regulates the fan speed(s) and flow rates based on more than one sensor for a ducted ventilation unit or one sensor for a non-ducted unit;
- (26) ‘static pressure (p_{st})’ means the total pressure minus the fan dynamic pressure;
- (27) ‘total pressure (p_t)’ means the difference between the stagnation pressure at the fan outlet and that at the fan inlet;
- (28) ‘stagnation pressure’ means the pressure measured at a point in a flowing gas if it were to be brought to rest by means of an isentropic process;
- (29) ‘dynamic pressure’ means the pressure calculated from the mass flow rate and the average gas density at the outlet and the unit outlet area;
- (30) ‘recuperative heat exchanger’ means a heat exchanger intended to transfer thermal energy from one air stream to another without moving parts, such as a plate or tubular heat exchanger with parallel flow, cross flow or counter flow, or a combination of these, or a plate or tubular heat exchanger with vapour diffusion;
- (31) ‘regenerative heat exchanger’ means a rotary heat exchanger incorporating a rotating wheel for the purpose of transferring thermal energy from one air stream to the other, including material allowing latent heat transfer, a drive mechanism, a casing or frame, and seals to reduce bypassing and leakage of air from one stream or another; such heat exchangers have varying degrees of moisture recovery depending on the material used;
- (32) ‘airflow sensitivity to pressure variations’ of a non-ducted RVU is the ratio between the maximum deviation from the maximum RVU flow rate at + 20 Pa and that at – 20 Pa external total pressure difference;
- (33) ‘indoor/outdoor air tightness’ of a non-ducted RVU is the flow rate (expressed in m^3/h) between indoors and outdoors when the fan(s) is(are) switched off.

ANNEX II

Specific energy consumption classes

Specific energy consumption (SEC) classes of residential ventilation units calculated for average climate:

TABLE 1

Classification from 1 January 2016

SEC class	SEC in kWh/a.m ²
A+ (most efficient)	SEC < – 42
A	– 42 ≤ SEC < – 34
B	– 34 ≤ SEC < – 26
C	– 26 ≤ SEC < – 23
D	– 23 ≤ SEC < – 20

Changes to legislation: There are outstanding changes not yet made to Commission Delegated Regulation (EU) No 1254/2014. Any changes that have already been made to the legislation appear in the content and are referenced with annotations. (See end of Document for details) [View outstanding changes](#)

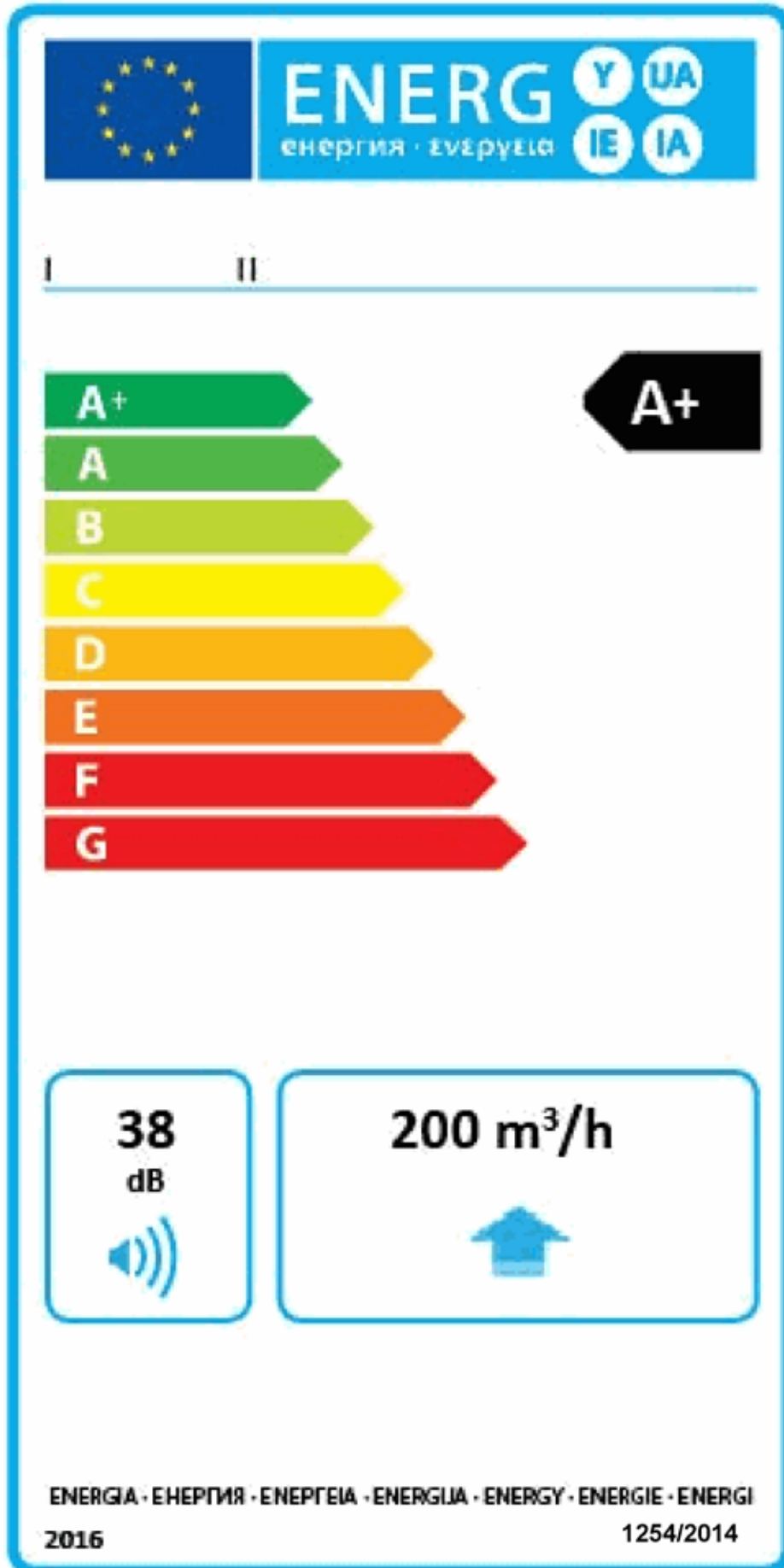
E	$-20 \leq \text{SEC} < -10$
F	$-10 \leq \text{SEC} < 0$
G (least efficient)	$0 \leq \text{SEC}$

ANNEX III

The label

1. Label for UVUs marketed after 1 January 2016:

Changes to legislation: There are outstanding changes not yet made to Commission Delegated Regulation (EU) No 1254/2014. Any changes that have already been made to the legislation appear in the content and are referenced with annotations. (See end of Document for details) [View outstanding changes](#)



I, II

III

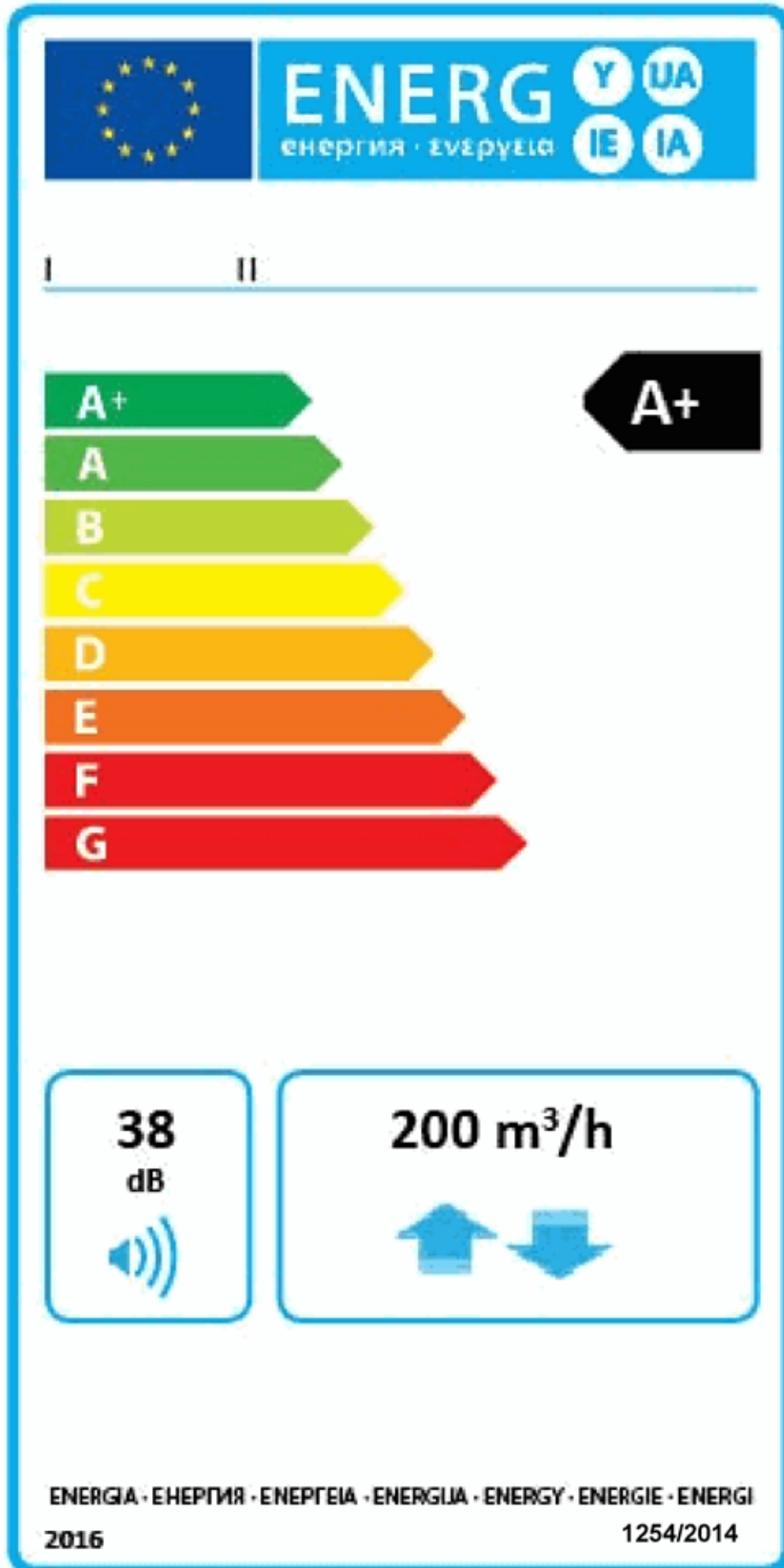
IV, V

Changes to legislation: There are outstanding changes not yet made to Commission Delegated Regulation (EU) No 1254/2014. Any changes that have already been made to the legislation appear in the content and are referenced with annotations. (See end of Document for details) [View outstanding changes](#)

The label shall provide the following information:

- I. supplier's name or trade mark;
 - II. supplier's model identifier;
 - III. energy efficiency; the head of the arrow containing the energy efficiency class of the appliance shall be placed at the same height as the head of the arrow of the relevant energy efficiency class. Energy efficiency is indicated for an 'average' climate;
 - IV. sound power level (L_{WA}) in dB rounded to the nearest integer;
 - V. maximum flow rate in m^3/h rounded to the nearest integer, accompanied by one arrow representing UVUs.
2. Label for BVUs marketed after 1 January 2016:

Changes to legislation: There are outstanding changes not yet made to Commission Delegated Regulation (EU) No 1254/2014. Any changes that have already been made to the legislation appear in the content and are referenced with annotations. (See end of Document for details) [View outstanding changes](#)



I, II

III

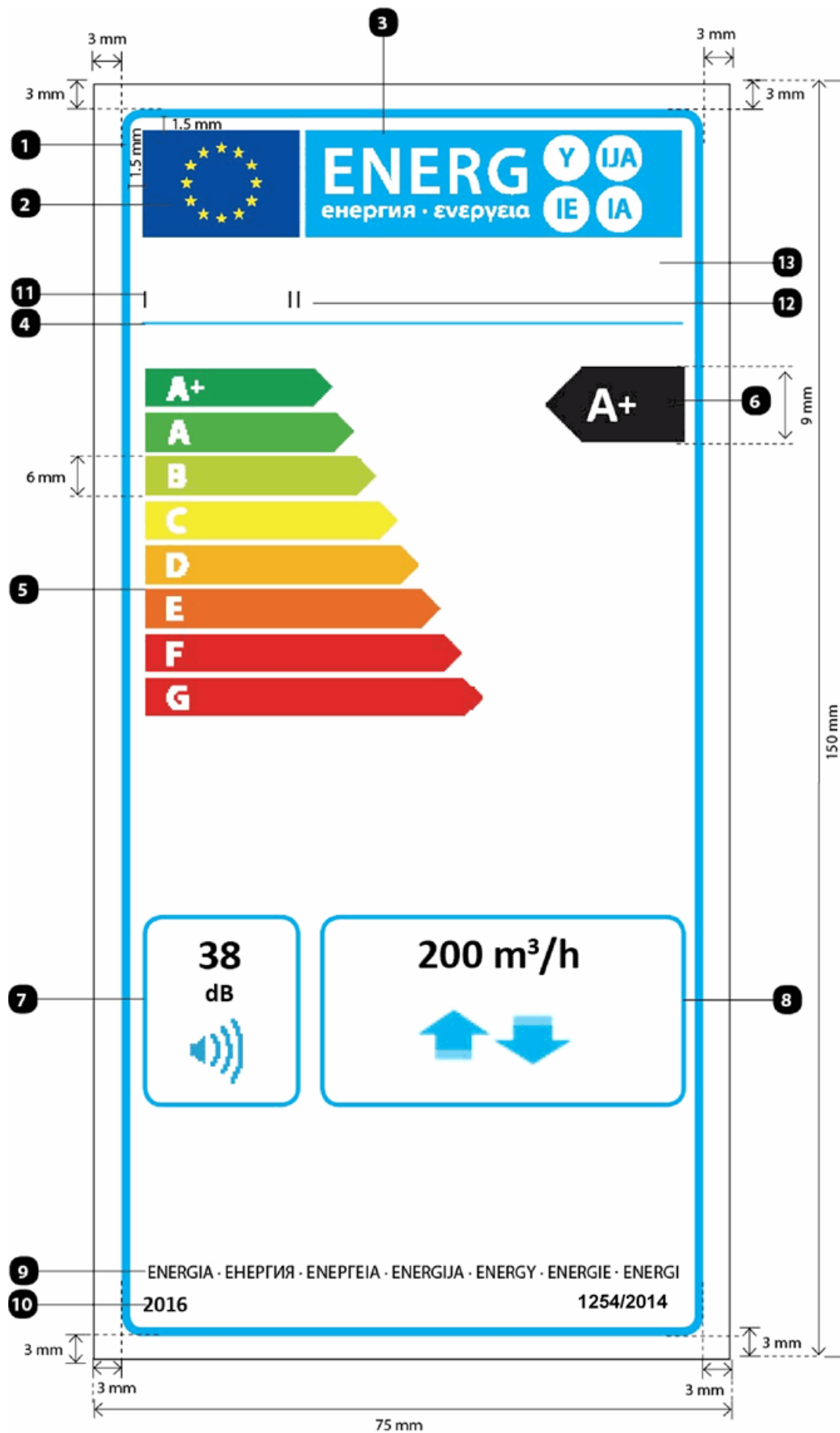
IV, V

Changes to legislation: There are outstanding changes not yet made to Commission Delegated Regulation (EU) No 1254/2014. Any changes that have already been made to the legislation appear in the content and are referenced with annotations. (See end of Document for details) [View outstanding changes](#)

The label shall provide the following information:

- I. supplier's name or trade mark;
 - II. supplier's model identifier;
 - III. energy efficiency; the head of the arrow containing the energy efficiency class of the appliance shall be placed at the same height as the head of the arrow of the relevant energy efficiency class. Energy efficiency is indicated for an 'average' climate;
 - IV. sound power level (L_{WA}) in dB rounded to the nearest integer;
 - V. maximum flow rate in m^3/h rounded to the nearest integer, accompanied by two arrows in opposite directions representing BVUs.
3. The design of the labels for residential ventilation units set out in points 1 to 2 shall be the following:

Changes to legislation: There are outstanding changes not yet made to Commission Delegated Regulation (EU) No 1254/2014. Any changes that have already been made to the legislation appear in the content and are referenced with annotations. (See end of Document for details) View outstanding changes



Changes to legislation: There are outstanding changes not yet made to Commission Delegated Regulation (EU) No 1254/2014. Any changes that have already been made to the legislation appear in the content and are referenced with annotations. (See end of Document for details) View outstanding changes

Whereby:

The label shall be at least 75 mm wide and 150 mm high. Where the label is printed in a larger format, its content shall nevertheless remain proportionate to the specifications above.

The background shall be white.

Colours are coded as CMYK — cyan, magenta, yellow and black, following this example: 00-70-X-00: 0 % cyan, 70 % magenta, 100 % yellow, 0 % black.

The label shall fulfil all of the following requirements (numbers refer to the figure above):

- a **EU label border stroke:** 3,5 pt — colour: Cyan 100 % — round corners: 2,5 mm.
- b **EU logo:** Colours: X-80-00-00 and 00-00-X-00.
- c **Energy logo:** Colour: X-00-00-00.
Pictogram as depicted: EU logo + energy logo: width: 62 mm, height: 12 mm.
- d **Sub-logos border:** 1 pt — colour: cyan 100 % — length: 62 mm.
- e **A+–G scales:**
 - Arrow: height: 6 mm, gap: 1 mm — colours:
 - Highest class: X-00-X-00,
 - Second class: 70-00-X-00,
 - Third class: 30-00-X-00,
 - Fourth class: 00-00-X-00,
 - Fifth class: 00-30-X-00,
 - Sixth class: 00-70-X-00,
 - Seventh class: 00-X-X-00,
 - Last class: 00-X-X-00,
 - Text: Calibri bold 13 pt, capitals, white.
- f **Specific energy consumption class**
 - Arrow: width: 17 mm, height: 9 mm, 100 % black;
 - Text: Calibri bold 18,5 pt, capitals, white; ‘+’ symbols: Calibri bold 11 pt, white aligned on a single row.
- g **Sound power level in dB:**
 - Border: 1,5 pt — colour: cyan 100 % — round corners: 2,5 mm;
 - Value: Calibri bold 16 pt, 100 % black;
 - ‘dB’: Calibri regular 10 pt, 100 % black.
- h **Maximum flow rate in m³/h:**
 - Border: 1,5 pt — colour: cyan 100 % — round corners: 2,5 mm;
 - Value: Calibri bold 16 pt, 100 % black;
 - ‘m³/h’: Calibri bold 16 pt, 100 % black;
 - One or two arrows
 - each width: 10 mm, each height: 10 mm.
 - Colour: cyan 100 %.

Changes to legislation: There are outstanding changes not yet made to Commission Delegated Regulation (EU) No 1254/2014. Any changes that have already been made to the legislation appear in the content and are referenced with annotations. (See end of Document for details) View outstanding changes

- i **Energy:**
 - Text: Calibri regular 6 pt, capitals, black.
- j **Reference period:**
 - Text: Calibri bold 8 pt.
- k **Supplier's name or trademark**
- l **Supplier's model identifier**
- m The suppliers' name or trade mark and model identifier shall fit in a space of 62×10 mm.

ANNEX IV

Product fiche

The information in the product fiche of the residential ventilation unit referred to in Article 3(1) (b) shall be given in the following order and shall be included in the product brochure or other literature provided with the product:

- (a) supplier's name or trade mark;
- (b) supplier's model identifier i.e. the code, usually alphanumeric, used to distinguish a specific residential ventilation unit model from other models with the same trade mark or supplier's name;
- (c) specific energy consumption (SEC) in kWh/(m².a) for each applicable climate zone and SEC class;
- (d) declared typology in accordance with Article 2 of this Regulation (, unidirectional or bidirectional);
- (e) type of drive installed or intended to be installed (multi-speed drive or variable speed drive);
- (f) type of heat recovery system (recuperative, regenerative, none);
- (g) thermal efficiency of heat recovery (in % or 'not applicable' if the product has no heat recovery system);
- (h) maximum flow rate in m³/h;
- (i) electric power input of the fan drive, including any motor control equipment, at maximum flow rate (W);
- (j) sound power level (L_{WA}), rounded to the nearest integer;
- (k) reference flow rate in m³/s;
- (l) reference pressure difference in Pa;
- (m) SPI in W/(m³/h);

Changes to legislation: There are outstanding changes not yet made to Commission Delegated Regulation (EU) No 1254/2014. Any changes that have already been made to the legislation appear in the content and are referenced with annotations. (See end of Document for details) View outstanding changes

- (n) control factor and control typology in accordance with the relevant definitions and classification in Annex VIII Table 1;
- (o) declared maximum internal and external leakage rates (%) for bidirectional ventilation units or carry over (for regenerative heat exchangers only), and external leakage rates (%) for ducted unidirectional ventilation units;
- (p) mixing rate of non-ducted bidirectional ventilation units not intended to be equipped with one duct connection on either supply or extract air side;
- (q) position and description of visual filter warning for RVUs intended for use with filters, including text pointing out the importance of regular filter changes for performance and energy efficiency of the unit;
- (r) for unidirectional ventilation systems, instructions to install regulated supply/exhaust grilles in the façade for natural air supply/extraction;
- (s) internet address for pre-/dis-assembly instructions;
- (t) for non-ducted units only: the airflow sensitivity to pressure variations at + 20 Pa and – 20 Pa;
- (u) for non-ducted units only: the indoor/outdoor air tightness in m³/h;
- (v) the annual electricity consumption (AEC) (in kWh electricity/a);
- (w) the annual heating saved (AHS) (in kWh primary energy/a) for each type of climate ('average', 'warm', 'cold').

ANNEX V

Technical documentation

The technical documentation referred to in Article 3(1)(c) shall include at least the following:

- (a) the name and address of the supplier;
- (b) supplier's model identifier i.e. the code, usually alphanumeric, used to distinguish a specific residential ventilation unit model from other models with the same trade mark or supplier's name;
- (c) where appropriate, the references of the harmonised standards applied;
- (d) where appropriate, the other calculation methods, measurement standards and specifications used;
- (e) identification and signature of the person empowered to bind the supplier;
- (f) where appropriate, the technical parameters for measurements, established in accordance with Annex VIII;
- (g) overall dimensions;
- (h) specification of the type of RVU;
- (i) the specific energy consumption class of the model as defined in Annex II;

Changes to legislation: There are outstanding changes not yet made to Commission Delegated Regulation (EU) No 1254/2014. Any changes that have already been made to the legislation appear in the content and are referenced with annotations. (See end of Document for details) View outstanding changes

- (j) the specific energy consumption (SEC) for each applicable climate zone;
- (k) sound power level (L_{WA});
- (l) the results of calculations carried out in accordance with Annex VIII.

Suppliers may include additional information at the end of the above list.

ANNEX VI

Information to be provided where end-users cannot be expected to see the product displayed, except on the internet

1. Where end-users cannot be expected to see the product displayed, except on the internet, the information shall be provided in the following order:
 - (a) the specific energy consumption class of the model as defined in Annex II;
 - (b) the specific energy consumption (SEC) in kWh/(m².a) for each applicable climate zone;
 - (c) the maximum flow rate (in m³/h);
 - (d) sound power level (L_{WA}) in dB(A) rounded to the nearest integer.
2. Where other information contained in the product information fiche is provided, it shall be in the form and order specified in Annex IV.
3. The size and font in which the information referred in this Annex is printed or shown shall be such that it is legible.

ANNEX VII

Information to be provided in the case of sale, hire or hire-purchase through the internet

1. For the purpose of points 2 to 5 of this Annex, the following definitions shall apply:
 - (a) ‘display mechanism’ means any screen, including tactile screen, or other visual technology used for displaying internet content to users;
 - (b) ‘nested display’ means a visual interface where an image or data set is accessed by a mouse click, mouse roll-over or tactile screen expansion of another image or data set;
 - (c) ‘tactile screen’ means a screen responding to touch, such as that of a tablet computer, slate computer or smartphone;
 - (d) ‘alternative text’ means text provided as an alternative to a graphic, allowing information to be presented in non-graphical form where display devices cannot render the graphic or as an aid to accessibility such as input to voice synthesis applications.
2. The appropriate label made available by suppliers in accordance with Article 3(1)(a) shall be shown on the display mechanism near the price of the product in accordance with the timelines indicated in Article 3(2) and (3). The size of the label shall be such that it is clearly visible and legible and shall be proportionate to the size specified in

Changes to legislation: There are outstanding changes not yet made to Commission Delegated Regulation (EU) No 1254/2014. Any changes that have already been made to the legislation appear in the content and are referenced with annotations. (See end of Document for details) View outstanding changes

Annex III. The label may be displayed using a nested display, in which case the image used for accessing it shall comply with the specifications in point 3 of this Annex. If nested display is applied, the label shall appear on the first mouse click, mouse roll-over or tactile screen expansion on the image.

3. The image used for accessing the label in the case of nested display shall:
 - (a) be an arrow in the colour corresponding to the energy efficiency class of the product on the label;
 - (b) indicate the energy efficiency class of the product in white in the same font size as that used for the price; and
 - (c) be in one of the following two formats:
4. In the case of nested display, the sequence of display of the label shall be as follows:
 - a) the image referred to in point 3 of this Annex is shown on the display mechanism in proximity to the price of the product;
 - b) the image links to the label;
 - c) the label is displayed after a mouse click, mouse roll-over or tactile screen expansion on the image;
 - d) the label is displayed by pop-up, new tab, new page or inset screen display;
 - e) for magnification of the label on tactile screens, the device conventions for tactile magnification apply;
 - f) display of the label is closed by means of a close option or other standard closing mechanism;
 - g) the alternative text for the graphic, to be displayed on failure to display the label, is the energy efficiency class of the product in the same font size as that used for the price.
5. The appropriate product fiche made available by suppliers in accordance with Article 3(1)(b) shall be shown on the display mechanism near the price of the product. The size shall be such that the product fiche is clearly visible and legible. The product fiche may be displayed using a nested display, in which case the link used for accessing it shall clearly and legibly indicate 'Product fiche'. If nested display is used, the fiche shall appear on the first mouse click, mouse roll-over or tactile screen expansion on the link.

ANNEX VIII

Measurements and calculations

1. The specific energy consumption (SEC) is calculated using the following equation:

$$SEC = t_a \times p_{ef} \times q_{net} \times MISC \times CTRL^2 \times SPI - t_h \times \Delta T_h \times \eta_{1}^h \times c_{air} \times (q_{ref} - q_{net} \times CTRL \times MISC \times (1 - \eta_t)) + Q_{def}$$

where:

- SEC is the specific energy consumption for ventilation per m² heated floor area of a dwelling or building [kWh/m².a];

Changes to legislation: There are outstanding changes not yet made to Commission Delegated Regulation (EU) No 1254/2014. Any changes that have already been made to the legislation appear in the content and are referenced with annotations. (See end of Document for details) View outstanding changes

- t_a is annual operating hours [h/a];
- pef is the primary energy factor for electric power generation and distribution [-];
- q_{net} is net ventilation rate demand per m² heated floor area [m³/h.m²];
- $MISC$ is an aggregated general typology factor, incorporating factors for ventilation effectiveness, duct leakage and extra infiltration [-];
- $CTRL$ is the ventilation control factor [-];
- x is an exponent that takes into account non-linearity between thermal energy and electricity saving, depending on motor and drive characteristics [-];
- SPI is specific power input [kW/(m³/h)];
- t_h is total hours heating season [h];
- ΔT_h is the average difference in indoor (19 °C) and outdoor temperature over a heating season, minus 3 K correction for solar and internal gains [K];
- η_h is the average space heating efficiency [-];
- c_{air} is the specific heat capacity of air at constant pressure and density [kWh/(m³ K)];
- q_{ref} is the reference natural ventilation rate per m² heated floor area [m³/h.m²];
- η_t is the thermal efficiency of heat recovery [-];
- Q_{defr} is the annual heating energy per m² heated floor area [kWh/m².a] for defrosting, based on a variable electric resistance heating.

$$Q_{defr} = t_{defr} \times \Delta T_{defr} \times c_{air} \times q_{net} \times pef$$

,

where:

- t_{defr} is the duration of the defrosting period, i.e. when the outdoor temperature is below - 4 °C [h/a]; and
- ΔT_{defr} is the average difference in K between the outdoor temperature and - 4 °C during the defrosting period.

Q_{defr} applies only to bidirectional units with recuperative heat exchanger; for unidirectional units or units with regenerative heat exchangers, $Q_{defr} = 0$.

SPI and η_t are values derived from tests and calculation methods.

Other parameters and their defaults are given in Table 1. The SEC for label classification is based on the 'average' climate.

2. The annual electricity consumption per 100 m² floor area (AEC) (in kWh/a electric per year); and the annual heating saved ((AHS), which means the annual saving in consumption of energy for heating (in kWh fuel gross calorific value per year) are calculated as follows, using the definitions in point 1, and the default values given in Table 1, for each type of climate (average, warm and cold):

$$AEC = t_a \times q_{net} \times MISC \times CTRL^x \times SPI + Q_{defr}$$

;

$$AHS = t_h \times \Delta T_h \times \eta_h^x \times c_{air} \times (q_{ref} - q_{net} \times CTRL \times MISC \times (1 - \eta_h))$$

.

Changes to legislation: There are outstanding changes not yet made to Commission Delegated Regulation (EU) No 1254/2014. Any changes that have already been made to the legislation appear in the content and are referenced with annotations. (See end of Document for details) View outstanding changes

TABLE 1

SEC calculation parameters

<i>general typology</i>						MISC
Ducted ventilation units						1,1
Non-ducted ventilation units						1,21
ventilation control						CTRL
Manual control (no DCV)						1
Clock control (no DCV)						0,95
Central demand control						0,85
Local demand control						0,65
motor & drive						x-value
on/off & single speed						1
2-speed						1,2
3-speed						1,5
variable speed						2
Climate	t_h in h	ΔT_h in K	t_{defr} in h	ΔT_{defr} in K	Q_{defr} in kWh/a.m²	
Cold	6 552	14,5	1 003	5,2	5,82	
Average	5 112	9,5	168	2,4	0,45	
Warm	4 392	5	—	—	—	
Defaults						value
specific heat capacity of air, c_{air} in kWh/(m ³ K)						0,000344
net ventilation requirement per m ² heated floor area, q_{net} in m ³ /h.m ²						1,3
reference natural ventilation rate per m ² heated floor area, q_{ref} in m ³ /h.m ²						2,2
annual operating hours, t_a in h						8 760
primary energy factor electric power generation & distribution, pef						2,5
space heating efficiency, η_h						75 %
<p>a Defrosting applies only to bidirectional units with recuperative heat exchanger and is calculated as $Q_{defr} = t_{defr} * \Delta T_{defr} * c_{air} * q_{net} * pef$. For unidirectional units or units with regenerative heat exchangers, $Q_{defr} = 0$</p>						

Changes to legislation: There are outstanding changes not yet made to Commission Delegated Regulation (EU) No 1254/2014. Any changes that have already been made to the legislation appear in the content and are referenced with annotations. (See end of Document for details) View outstanding changes

[^{F2} ANNEX IX

Product compliance verification by market surveillance authorities

Textual Amendments

F2 Substituted by Commission Delegated Regulation (EU) 2017/254 of 30 November 2016 amending Delegated Regulations (EU) No 1059/2010, (EU) No 1060/2010, (EU) No 1061/2010, (EU) No 1062/2010, (EU) No 626/2011, (EU) No 392/2012, (EU) No 874/2012, (EU) No 665/2013, (EU) No 811/2013, (EU) No 812/2013, (EU) No 65/2014, (EU) No 1254/2014, (EU) 2015/1094, (EU) 2015/1186 and (EU) 2015/1187 with regard to the use of tolerances in verification procedures (Text with EEA relevance).

The verification tolerances set out in this Annex relate only to the verification of the measured parameters by Member State authorities and shall not be used by the supplier as an allowed tolerance to establish the values in the technical documentation. The values and classes on the label or in the product fiche shall not be more favourable for the supplier than the values reported in the technical documentation.

When verifying the compliance of a product model with the requirements laid down in this Delegated Regulation, for the requirements referred to in this Annex, the authorities of the Member States shall apply the following procedure:

- (1) The Member State authorities shall verify one single unit of the model.
- (2) The model shall be considered to comply with the applicable requirements if:
 - (a) the values given in the technical documentation pursuant to Article 5(b) of Directive 2010/30/EU (declared values), and, where applicable, the values used to calculate these values, are not more favourable for the supplier than the corresponding values given in the test reports pursuant to point (iii) of the abovementioned Article; and
 - (b) the values published on the label and in the product fiche are not more favourable for the supplier than the declared values, and the indicated energy efficiency class is not more favourable for the supplier than the class determined by the declared values; and
 - (c) when the Member State authorities test the unit of the model, the determined values (the values of the relevant parameters as measured in testing and the values calculated from these measurements) comply with the respective verification tolerances as given in Table 1.
- (3) If the results referred to in points 2(a) or (b) are not achieved, the model and all other equivalent models shall be considered not to comply with this Delegated Regulation.
- (4) If the result referred to in point 2(c) is not achieved, the Member State authorities shall select three additional units of the same model for testing. As an alternative, the three additional units selected may be of one or more different equivalent models.
- (5) The model shall be considered to comply with the applicable requirements if for these three units, the arithmetical mean of the determined values complies with the respective tolerances given in Table 1.

Changes to legislation: There are outstanding changes not yet made to Commission Delegated Regulation (EU) No 1254/2014. Any changes that have already been made to the legislation appear in the content and are referenced with annotations. (See end of Document for details) [View outstanding changes](#)

- (6) If the result referred to in point 5 is not achieved, the model and all other equivalent models shall be considered not to comply with this Delegated Regulation.
- (7) The Member State authorities shall provide all relevant information to the authorities of the other Member States and to the Commission without delay after a decision being taken on the non-compliance of the model according to points 3 and 6.

The Member State authorities shall use the measurement and calculation methods set out in Annex VIII.

The Member State authorities shall only apply the verification tolerances that are set out in Table 1 and shall only use the procedure described in points 1 to 7 for the requirements referred to in this Annex. No other tolerances, such as those set out in harmonised standards or in any other measurement method, shall be applied.

TABLE 1

Verification tolerances

Parameters	Verification tolerances
SPI	The determined value shall be no more than 1,07 times the declared value.
Thermal efficiency RVU	The determined value shall be no less than 0,93 times the declared value.
Sound power level	The determined value shall be no more than the declared value plus 2 dB.]

Changes to legislation: *There are outstanding changes not yet made to Commission Delegated Regulation (EU) No 1254/2014. Any changes that have already been made to the legislation appear in the content and are referenced with annotations. (See end of Document for details) [View outstanding changes](#)*

- (1) [OJ L 153, 18.6.2010, p. 1.](#)
- (2) Commission Regulation (EU) No 1253/2014 of 7 July 2014 implementing Directive 2009/125/EC of the European Parliament and of the Council with regard to ecodesign requirements for ventilation units (see page 8 of this Official Journal).
- (3) Regulation (EU) No 1025/2012 of the European Parliament and of the Council of 25 October 2012 on European standardisation ([OJ L 316, 14.11.2012, p. 12.](#))
- (4) Directive 94/9/EC of the European Parliament and of the Council of 23 March 1994 on the approximation of the laws of the Member States concerning equipment and protective systems intended for use in potentially explosive atmospheres ([OJ L 100, 19.4.1994, p. 1.](#))
- (5) Regulation (EU) No 305/2011 of the European Parliament and of the Council of 9 March 2011 laying down harmonised conditions for the marketing of construction products and repealing Council Directive 89/106/EEC ([OJ L 88, 4.4.2011, p. 5.](#))
- (6) Commission Delegated Regulation (EU) No 65/2014 of 1 October 2013 supplementing Directive 2010/30/EU of the European Parliament and of the Council with regard to the energy labelling of domestic ovens and range hoods ([OJ L 29, 31.1.2014, p. 1.](#))

Changes to legislation:

There are outstanding changes not yet made to Commission Delegated Regulation (EU) No 1254/2014. Any changes that have already been made to the legislation appear in the content and are referenced with annotations.

[View outstanding changes](#)

Changes and effects yet to be applied to :

- Annex 9 word substituted by S.I. 2019/539 Sch. 5 para. 12(9)(c)(i)
- Annex 9 word substituted by S.I. 2019/539 Sch. 5 para. 12(9)(c)(ii)
- Annex 9 words substituted by S.I. 2019/539 Sch. 5 para. 12(9)(a)
- Annex 9 words substituted in earlier amending provision S.I. 2019/539, Sch. 5 para. 12(9)(a) by S.I. 2020/1528 reg. 6(1)reg. 6(2)(c)(xi)
- Art. 2 words inserted by S.I. 2019/539 Sch. 5 para. 12(3)
- Art. 3 words substituted in earlier amending provision S.I. 2019/539, Sch. 5 para. 12(4) by S.I. 2020/1528 reg. 6(3)reg. 6(4)(e)(x)
- Art. 6 words substituted by S.I. 2019/539 Sch. 5 para. 12(5)
- Art. 6 words substituted in earlier amending provision S.I. 2019/539, Sch. 5 para. 12(5) by S.I. 2020/1528 reg. 6(3)reg. 6(4)(e)(x)
- Art. 7 omitted by S.I. 2019/539 Sch. 5 para. 12(6)

Changes and effects yet to be applied to the whole legislation item and associated provisions

- Signature words omitted by S.I. 2019/539 Sch. 5 para. 12(7)
- Annex 5(c) word substituted by S.I. 2019/539 Sch. 5 para. 12(8)
- Annex 3 para. 1 image substituted by S.I. 2020/1528 Sch. 5 para. 12(2)
- Annex 3 para. 2 image substituted by S.I. 2020/1528 Sch. 5 para. 12(3)
- Annex 3 para. 3 image substituted by S.I. 2020/1528 Sch. 5 para. 12(4)(a)
- Annex 3 para. 3 words substituted by S.I. 2020/1528 Sch. 5 para. 12(4)(b)(i)
- Annex 3 para. 3 words substituted by S.I. 2020/1528 Sch. 5 para. 12(4)(b)(ii)
- Annex 9(7) omitted by S.I. 2019/539 Sch. 5 para. 12(9)(b)
- Art. 1(2)(b) words inserted by S.I. 2019/539 Sch. 5 para. 12(2)
- Art. 1(2)(b) words substituted in earlier amending provision S.I. 2019/539, Sch. 5 para. 12(2) by S.I. 2020/1528 reg. 4
- Art. 3(1)(c) words substituted by S.I. 2019/539 Sch. 5 para. 12(4)