

SCHEDULE 1 **E+W+S**

Regulation 2

Regulations Revoked

Title	Year and Number
The Motor Vehicles (Driving Licences) Regulations 1996	1996/2824
The Motor Vehicles (Driving Licences) (Amendment) Regulations 1997	1997/256
The Motor Vehicles (Driving Licences) (Amendment) (No. 2) Regulations 1997	1997/669
The Motor Vehicles (Driving Licences) (Amendment) (No. 3) Regulations 1997	1997/846
The Motor Vehicles (Driving Licences) (Amendment) (No. 4) Regulations 1997	1997/2070
The Motor Vehicles (Driving Licences) (Amendment) (No. 5) Regulations 1997	1997/2915
The Motor Vehicles (Driving Licences) (Amendment) Regulations 1998	1998/20
The Motor Vehicles (Driving Licences) (Amendment) (No. 2) Regulations 1998	1998/528
The Motor Vehicles (Driving Licences) (Amendment) (No. 3) Regulations 1998	1998/1229
The Motor Vehicles (Driving Licences) (Amendment) (No. 4) Regulations 1998	1998/2038
The Motor Vehicles (Driving Licences) (Amendment) Regulations 1999	1999/72
The Motor Vehicles (Driving Licences) (Amendment) (No. 2) Regulations 1999	1999/617

SCHEDULE 2 **E+W+S**

Regulations 4 to 6 and 43

CATEGORIES AND SUB-CATEGORIES OF VEHICLE FOR LICENSING PURPOSES

PART 1 **E+W+S**

(1) Category or sub-category	(2) Classes of vehicle included	(3) Additional categories and sub-categories
A	Motor bicycles.	B1, K and P
A1	A sub-category of category A comprising learner motor bicycles.	P

Status: Point in time view as at 12/11/1999.

Changes to legislation: There are currently no known outstanding effects for the The Motor Vehicles (Driving Licences) Regulations 1999. (See end of Document for details)

B	<p>Motor vehicles, other than vehicles included in category A, F, K or P, having a maximum authorised mass not exceeding 3.5 tonnes and not more than eight seats in addition to the driver's seat, including:</p> <p>(i) a combination of any such vehicle and a trailer where the trailer has a maximum authorised mass not exceeding 750 kilogrammes, and</p> <p>(ii) a combination of any such vehicle and a trailer where the maximum authorised mass of the combination does not exceed 3.5 tonnes and the maximum authorised mass of the trailer does not exceed the unladen weight of the tractor vehicle.</p>	F, K and P
B1	<p>A sub-category of category B comprising motor vehicles having three or four wheels and an unladen weight not exceeding 550 kilograms.</p>	K and P
B+E	<p>Combinations of a motor vehicle and trailer where the tractor vehicle is in category B but the combination does not fall within that category.</p>	None
C	<p>Motor vehicles having a maximum authorised mass exceeding 3.5 tonnes, other than vehicles falling within category D, F, G or H, including any such vehicle drawing a trailer having a maximum authorised mass not exceeding 750 kilograms.</p>	None
C1	<p>A sub-category of category C comprising motor vehicles having a maximum authorised mass exceeding 3.5 tonnes but not exceeding 7.5 tonnes, including any such vehicle drawing a trailer having a</p>	None

Status: Point in time view as at 12/11/1999.

Changes to legislation: There are currently no known outstanding effects for the The Motor Vehicles (Driving Licences) Regulations 1999. (See end of Document for details)

	maximum authorised mass not exceeding 750 kilograms.	
D	Motor vehicles constructed or adapted for the carriage of passengers having more than eight seats in addition to the driver's seat, including any such vehicle drawing a trailer having a maximum authorised mass not exceeding 750 kilograms.	None
D1	A sub-category of category D comprising motor vehicles having more than eight but not more than 16 seats in addition to the driver's seat and including any such vehicle drawing a trailer with a maximum authorised mass not exceeding 750 kilograms.	None
C+E	Combinations of a motor vehicle and trailer where the tractor vehicle is in category C but the combination does not fall within that category.	B+E
C1+E	A sub-category of category C +E comprising combinations of a motor vehicle and trailer where: (a)the tractor vehicle is in sub-category C1, (b)the maximum authorised mass of the trailer exceeds 750 kilograms but not the unladen weight of the tractor vehicle, and (c)the maximum authorised mass of the combination does not exceed 12 tonnes.	B+E
D+E	Combinations of a motor vehicle and trailer where the tractor vehicle is in category D but the combination does not fall within that category.	B+E
D1+E	A sub-category of category D +E comprising combinations	B+E

Status: Point in time view as at 12/11/1999.

Changes to legislation: There are currently no known outstanding effects for the The Motor Vehicles (Driving Licences) Regulations 1999. (See end of Document for details)

of a motor vehicle and trailer where:

(a) the tractor vehicle is in sub-category D1,

(b) the maximum authorised mass of the trailer exceeds 750 kilograms but not the unladen weight of the tractor vehicle,

(c) the maximum authorised mass of the combination does not exceed 12 tonnes, and

(d) the trailer is not used for the carriage of passengers.

F	Agricultural or forestry tractors, including any such vehicle drawing a trailer but excluding any motor vehicle included in category H.	K
G	Road rollers.	None
H	Track-laying vehicles steered by their tracks.	None
K	Mowing machines which do not fall within category A and vehicles controlled by a pedestrian.	None
P	Mopeds.	None

PART 2 **E+W+S**

(1) Sub-category	(2) Classes of vehicle included	(3) Additional categories and sub-categories
C1+E (8.25 tonnes)	A sub-category of category C +E comprising combinations of a motor vehicle and trailer in sub-category C1+E, the maximum authorised mass of which does not exceed 8.25 tonnes.	None
D1 (not for hire or reward)	A sub-category of category D comprising motor vehicles in sub-category D1 driven otherwise than for hire or reward.	None

Status: Point in time view as at 12/11/1999.

Changes to legislation: There are currently no known outstanding effects for the The Motor Vehicles (Driving Licences) Regulations 1999. (See end of Document for details)

D1+E (not for hire or reward)	A sub-category of category D +E comprising motor vehicles in sub-category D1+E driven otherwise than for hire or reward.	None
L	Motor vehicles propelled by electrical power.	None

PART 3 **E+W+S**

(1) Sub-category	(2) Classes of vehicle included	(3) Additional categories and sub-categories
B1 (invalid carriages)	A sub-category of category B comprising motor vehicles which are invalid carriages.	None

SCHEDULE 3 **E+W+S**

Regulation 14

LICENCE FEES

PART 1 **E+W+S**

TABLE OF FEES

No.	Description of Licence and circumstances of application	Fee payable
1.	A first licence.	£23.50
2.	A provisional licence granted following the revocation of a licence under the Road Traffic (New Drivers) Act 1995.	£23.50
3.	A full licence granted in exchange for a full Northern Ireland licence or to a person who has held a full Northern Ireland licence which was granted on or after 1st January 1976.	£13.50
4.	A provisional licence authorising the driving of vehicles of a class included in category A except— (a) a first licence	£13.50

Status: Point in time view as at 12/11/1999.

Changes to legislation: There are currently no known outstanding effects for the The Motor Vehicles (Driving Licences) Regulations 1999. (See end of Document for details)

- (b) a licence granted following the revocation of a licence under section 93(1) or (2) of the Traffic Act or the delivery of a Community licence to the Secretary of State under section 99C(1), (2) or (3) of the Traffic Act^{F1}, or
- (c) a licence falling within paragraph 8, 12 or 13.
5. A licence which is the applicant's first full Group 1 licence, first full licence authorising the driving of vehicles in category C or first full licence authorising the driving of vehicles in category D. £8.50
6. A licence granted in exchange for a licence still in force or in place of a licence which has been revoked or a Community licence which is required to be delivered to the Secretary of State, except—
- (a) a licence granted pursuant to section 118(4) of the Traffic Act,
- (b) a licence granted following the revocation of a licence under section 93(1) of the Traffic Act or the delivery of a Community licence to the Secretary of State under section 99C(1) or (3) of the Traffic Act,
- (c) a licence which the Secretary of State is required to grant free of charge under section 93(2), 99(7) or 99C(2) of the Traffic Act,
- (d) a short Group 2 licence, or
- (e) a licence falling within any other paragraph of this Part.

Status: Point in time view as at 12/11/1999.

Changes to legislation: There are currently no known outstanding effects for the The Motor Vehicles (Driving Licences) Regulations 1999. (See end of Document for details)

7.	<p>A Group 1 licence granted upon the expiry of a previous Group 1 licence, except—</p> <p>(a)a licence falling within paragraph 4, or</p> <p>(b)a licence granted under section 99(1)(b) of the Traffic Act.</p>	£8.50
8.	A licence granted by way of replacement of a lost or defaced licence.	£13.50
9.	A provisional licence authorising the driving of vehicles of a class included in category C.	£23.50
10.	A provisional licence authorising the driving of vehicles of a class included in category D.	£23.50
11.	<p>A full Group 2 licence granted upon the expiry of a previous full Group 2 licence, other than a licence granted under section 99(1)(b) or (1A)(c) of the Traffic Act</p> <p><small>F2</small></p> <p>.</p>	£28.50
12.	<p>A licence, other than a short Group 2 licence, granted upon the expiry of a period of disqualification ordered by a court under section 34 or 35 of the Offenders Act—</p> <p>(a)in the circumstances prescribed under section 94(4) of the Traffic Act irrespective of the date when the court order was made;</p> <p>(b)otherwise than in those circumstances.</p>	£33.50
13.	A provisional licence, other than a first licence, granted following disqualification ordered by a court under section 36 of the Offenders Act ^{F3} , whether or not the	£33.50

Status: Point in time view as at 12/11/1999.

Changes to legislation: There are currently no known outstanding effects for the The Motor Vehicles (Driving Licences) Regulations 1999. (See end of Document for details)

- court also made an order under section 34 or 35 of that Act—
- (a) in the circumstances prescribed under section 94(4) of the Traffic Act ^{F4} irrespective of the date when the court order was made;
- (b) otherwise than in those circumstances. £24.50
14. A provisional Group 2 licence granted first to a person who has been ordered to take a driving test under section 117 or 117A of the Traffic Act ^{F5} £24.50

Textual Amendments

- F1** Section 99C was inserted by the 1996 Regulations.
- F2** Subsection (1A) was inserted by section 2(2) of the [Road Traffic \(Driver Licensing and Information Systems\) Act 1989 \(c. 22\)](#).
- F3** Section 36 was substituted by section 32 of the [Road Traffic Act 1991 \(c. 40\)](#).
- F4** The relevant amendment is by section 5(1) of the Road Traffic (Driver Licensing and Information Systems) Act 1989.
- F5** Section 117 was substituted by section 2(1) of and Schedule 2 to the Road Traffic (Driver Licensing and Information Systems) Act 1989. Section 117A was inserted by the Driving Licences (Community Driving Licence) Regulations 1996.

PART 2 **E+W+S**

INTERPRETATION

E+W+S

In Part 1 of this Schedule—

“first licence” means a licence (other than a licence falling within paragraph 3 of the Table in Part 1) granted to a person—

- (a) who has not held a licence before, or
- (b) whose last licence was a full licence which expired before 31st December 1978, or
- (c) whose last licence was a provisional licence which was granted before 1st October 1982;

“short Group 2 licence” means a Group 2 licence which, when granted upon the expiry of a period of disqualification, must (by virtue of the expiry date of the licence which was revoked upon disqualification) expire not later than three months after the date it is granted.

SCHEDULE 4 **E+W+S**

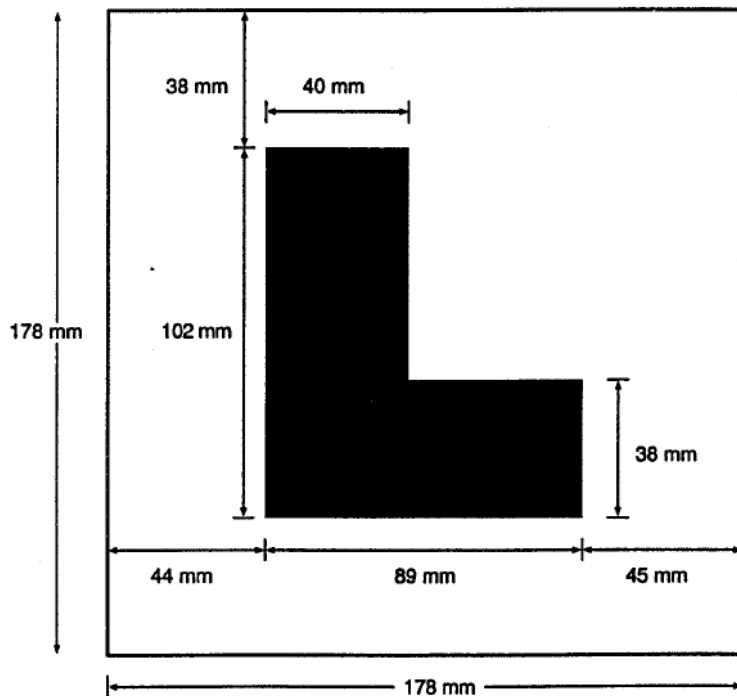
Regulation 16

DISTINGUISHING MARKS TO BE DISPLAYED ON A MOTOR VEHICLE BEING DRIVEN UNDER A PROVISIONAL LICENCE

PART 1 **E+W+S**

Diagram of distinguishing mark to be displayed on a motor vehicle in England, Wales or Scotland.

E+W+S



E+W+S

Red letter on white ground.

E+W+S

The corners of the ground can be rounded off.

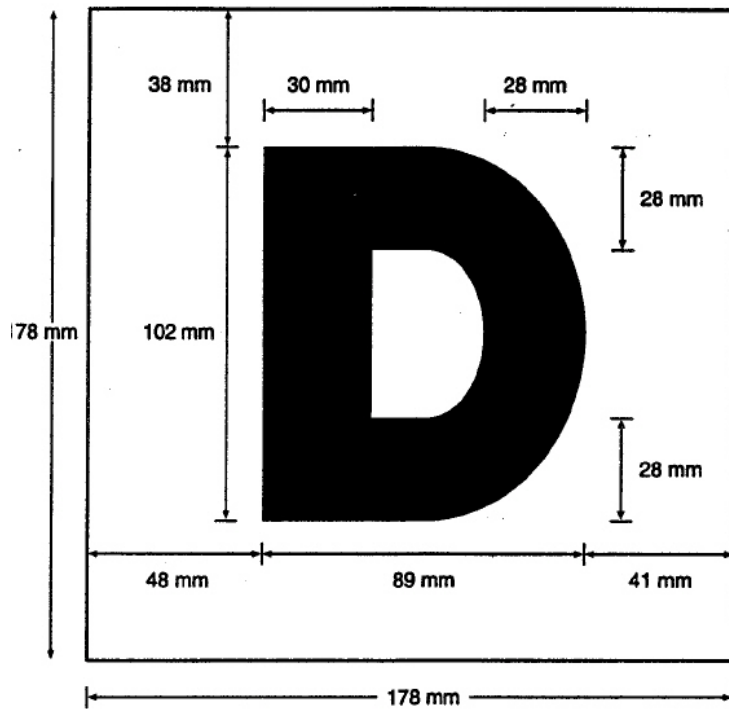
Status: Point in time view as at 12/11/1999.

Changes to legislation: There are currently no known outstanding effects for the The Motor Vehicles (Driving Licences) Regulations 1999. (See end of Document for details)

PART 2 E+W+S

Diagram of optional distinguishing mark to be displayed on a motor vehicle in Wales if a mark in the form set out in Part 1 is not displayed.

E+W+S



E+W+S

Red letter on white ground.

E+W+S

The corners of the ground can be rounded off.

SCHEDULE 5 E+W+S

Regulation 35

FEEES FOR PRACTICAL AND UNITARY TESTS

(1) Category or sub-category of vehicle	(2) Test, other than extended driving test, commencing:		(3) Extended driving test, commencing:	
	(a) During normal hours	(b) Out of hours	(a) During normal hours	(b) Out of hours
1. A and P	£45.00	£55.00	£90.00	£110.00

2. B1, B, F, G, H and K,	£36.75	£46.00	£73.50	£92.00
3. B+E, C1, C1+E, D1, D1+E, C, C+E, D and D +E	£73.50	£92.00		

SCHEDULE 6 **E+W+S**

Regulation 38

EVIDENCE OF IDENTITY OF TEST CANDIDATES

1. The documents referred to in regulation 38(3) and (5) are:—
 - (a) a passport;
 - (b) any of the following documents if it bears a photograph and signature of the person, namely—
 - (i) a cheque guarantee card or credit card,
 - (ii) an employer’s identity card,
 - (iii) a trade union card,
 - (iv) a students union card,
 - (v) a school bus pass, or
 - (vi) a card issued in connection with the sale and purchase of railway tickets;
 - (c) a photograph of the person which has been endorsed with a certificate in the prescribed form signed by an acceptable person.

2. In this Schedule—

“acceptable person” means a bank official, a certified instructor (within the meaning of regulation 60(5)(a)), a commissioned officer in Her Majesty’s Forces, an established civil servant, a person whose name is entered in the register of driving instructors under Part V of the Traffic Act, a local authority councillor, a Justice of the Peace, a medical practitioner, a Member of Parliament, a minister of religion, a police officer, a solicitor or barrister or a teacher;

“the prescribed form”, in relation to a certificate, means the following—

“I, [Name of acceptable person], certify that this is a true likeness of [Name of candidate], who has been known to me for [.....] years in my capacity as [Specify capacity]

Signed.....

Date.....

Business or profession (and registration or certificate number, if any).....

Telephone number.....”

E+W+S

or a form substantially to the same effect.

Status: Point in time view as at 12/11/1999.

Changes to legislation: There are currently no known outstanding effects for the The Motor Vehicles (Driving Licences) Regulations 1999. (See end of Document for details)

SCHEDULE 7 **E+W+S**

Regulation 40

SPECIFIED MATTERS FOR THEORY TEST

PART I **E+W+S**

CATEGORIES A AND P

E+W+S

The specified matters are set out in sections A to G. The person conducting the test shall examine candidates on all the items included in sections A to G but need not examine them on every item mentioned in sections F and G provided that he asks at least one question about them at random.

A. Road traffic regulation **E+W+S**

Road traffic regulations including road signs, road markings, signals, rights of way and speed limits.

B. The driver **E+W+S**

1. The importance of alertness and attitudes to other road users.
2. Perception, judgement and decision-making, including especially reaction time and changes in driver behaviour due to the influence of alcohol, drugs and medicinal products, state of mind and fatigue.

C. The road **E+W+S**

1. The most important principles concerning the observance of safe distance between vehicles, braking distances and roadholding under various weather and road conditions.
2. Driving risk factors related to various road conditions, in particular as they change with the weather and the time of day or night.
3. Characteristics of various types of road and the related statutory requirements.

D. Other road users **E+W+S**

1. Specific risk factors related to the lack of experience of other road users and the most vulnerable categories of user such as children, pedestrians, cyclists and people whose mobility is reduced.
2. Risks involved in the movement and driving of various types of vehicle and of the different fields of view of their drivers.

E. General rules and regulations and other matters **E+W+S**

1. Rules concerning the administrative documents required for the use of vehicles.
2. General rules specifying how the driver must behave in the event of an accident (setting warning device and raising the alarm) and the measures which he can take to assist road accident victims where necessary.
3. Safety factors relating to persons carried, including balancing with a passenger.

F. Road and Vehicle safety E+W+S

1. Mechanical aspects of the vehicle with a bearing on road safety, i.e. the detection of the most common faults, in particular in the steering, suspension and brake systems, tyres, lights and direction indicators, reflectors, rear-view mirrors, and the exhaust system.

2. Vehicle safety equipment including, in particular, the use of crash helmets and visors.

G. Environmental matters E+W+S

Rules regarding vehicle use in relation to the environment, including the appropriate use of audible warning devices, moderate fuel consumption, limitation of pollutant emissions and matters of a similar nature.

PART 2 E+W+S

CATEGORY B

E+W+S

The specified matters are set out in sections A to G. The person conducting the test shall examine candidates on all the items included in sections A to G but need not examine them on every item mentioned in sections F and G provided that he asks at least one question about them at random.

A. Road traffic regulation E+W+S

Road traffic regulations including road signs, road markings, signals, rights of way and speed limits.

B. The driver E+W+S

1. The importance of alertness and attitudes to other road users.

2. Perception, judgement and decision-making, including especially reaction time and changes in driver behaviour due to the influence of alcohol, drugs and medicinal products, state of mind and fatigue.

C. The road E+W+S

1. The most important principles concerning the observance of safe distance between vehicles, braking distances and roadholding under various weather and road conditions.

2. Driving risk factors related to various road conditions, in particular as they change with the weather and the time of day or night.

3. Characteristics of various types of road and the related statutory requirements.

D. Other road users E+W+S

1. Specific risk factors related to the lack of experience of other road users and the most vulnerable categories of user such as children, pedestrians, cyclists and people whose mobility is reduced.

2. Risks involved in the movement and driving of various types of vehicle and of the different fields of view of their drivers.

Status: Point in time view as at 12/11/1999.

Changes to legislation: There are currently no known outstanding effects for the The Motor Vehicles (Driving Licences) Regulations 1999. (See end of Document for details)

E. General rules and regulations and other matters **E+W+S**

1. Rules concerning the administrative documents required for the use of vehicles.
2. General rules specifying how the driver must behave in the event of an accident (setting warning device and raising the alarm) and the measures which he can take to assist road accident victims where necessary.
3. Safety factors relating to persons carried.

F. Road and Vehicle safety **E+W+S**

1. Mechanical aspects of the vehicle with a bearing on road safety, i.e. the detection of the most common faults, in particular in the steering, suspension and brake systems, tyres, lights and direction indicators, reflectors, rear-view mirrors, windscreen and wipers, and the exhaust system and seat-belts.
2. Vehicle safety equipment including, in particular, the use of seat-belts and child safety equipment.

G. Environmental matters **E+W+S**

Rules regarding vehicle use in relation to the environment, including the appropriate use of audible warning devices, moderate fuel consumption, limitation of pollutant emissions and matters of a similar nature.

PART 3 **E+W+S**

CATEGORY C

E+W+S

The specified matters are set out in sections A to G. The person conducting the test shall examine the candidate on all the items included in those sections.

A. Road traffic regulation **E+W+S**

Road traffic regulations including road signs, road markings, signals, rights of way and speed limits.

B. The driver **E+W+S**

1. The importance of alertness and attitudes to other road users.
2. Perception, judgement and decision-making, including especially reaction time and changes in driver behaviour due to the influence of alcohol, drugs and medicinal products, state of mind and fatigue.

C. The road **E+W+S**

1. The most important principles concerning the observance of safe distance between vehicles, braking distances and roadholding under various weather and road conditions.
2. Driving risk factors related to various road conditions as they change with the weather and the time of day or night, in particular, the effect of wind on the course of the vehicle.
3. Characteristics of various types of road and the related statutory requirements.

4. Precautions to be taken when overtaking because of the danger of splashing spray or mud.

D. Other road users E+W+S

1. Specific risk factors related to the lack of experience of other road users and the most vulnerable categories of user such as children, pedestrians, cyclists and people whose mobility is reduced.
2. Risks involved in the movement and driving of various types of vehicle.
3. Obstruction of the field of view of the driver and other road users caused by characteristics of their vehicles.

E. General rules and regulations and other matters E+W+S

1. Rules concerning the administrative documents required for the use of vehicles.
2. General rules specifying how the driver must behave in the event of an accident (setting warning device and raising the alarm) and the measures which he can take to assist road accident victims where necessary.
3. Rules on vehicle weights and dimensions.
4. Rules on driving hours, rest periods and the use of the tachograph.

F. Road and vehicle safety E+W+S

1. Mechanical aspects of the vehicle with a bearing on road safety, ie checks to detect the most common faults, in particular in the steering, suspension and brake systems, tyres, lights and direction indicators, reflectors, rear-view mirrors, audible warning devices, windscreen and wipers, the exhaust system and seat-belts.
2. Vehicle safety equipment.
3. Principles of braking systems and speed governors.
4. Precautions when alighting from the vehicle.
5. Safety factors relating to vehicle loading.

G. Environmental matters E+W+S

Rules regarding vehicle use in relation to the environment, including the appropriate use of audible warning devices, moderate fuel consumption, limitation of pollutant emissions and matters of a similar nature.

PART 4 E+W+S

CATEGORY D

E+W+S

The specified matters are set out in sections A to G. The person conducting the test shall examine the candidate on all the items included in those sections.

Status: Point in time view as at 12/11/1999.

Changes to legislation: There are currently no known outstanding effects for the The Motor Vehicles (Driving Licences) Regulations 1999. (See end of Document for details)

A. Road traffic regulation **E+W+S**

Road traffic regulations including road signs, road markings, signals, rights of way and speed limits.

B. The driver **E+W+S**

1. The importance of alertness and attitudes to other road users.
2. Perception, judgement and decision-making, including especially reaction time and changes in driver behaviour due to the influence of alcohol, drugs and medicinal products, state of mind and fatigue.

C. The road **E+W+S**

1. The most important principles concerning the observance of safe distance between vehicles, braking distances and roadholding under various weather and road conditions.
2. Driving risk factors related to various road conditions as they change with the weather and the time of day or night, in particular, the effect of wind on the course of the vehicle.
3. Characteristics of various types of road and the related statutory requirements.
4. Precautions to be taken when overtaking because of the danger of splashing spray or mud.

D. Other road users **E+W+S**

1. Specific risk factors related to the lack of experience of other road users and the most vulnerable categories of user such as children, pedestrians, cyclists and people whose mobility is reduced.
2. Risks involved in the movement and driving of various types of vehicle.
3. Obstruction of the field of view of the driver and other road users caused by characteristics of their vehicles.

E. General rules and regulations and other matters **E+W+S**

1. Rules concerning the administrative documents required for the use of vehicles.
2. General rules specifying how the driver must behave in the event of an accident (setting warning device and raising the alarm) and the measures which he can take to assist road accident victims where necessary.
3. Rules on vehicle weights and dimensions.
4. Rules on driving hours, rest periods and the use of the tachograph.
5. Rules concerning persons carried.

F. Road and vehicle safety **E+W+S**

1. Mechanical aspects of the vehicle with a bearing on road safety, ie checks to detect the most common faults, in particular in the steering, suspension and brake systems, tyres, lights and direction indicators, reflectors, rear-view mirrors, audible warning devices, windscreen and wipers, the exhaust system and seat-belts.
2. Vehicle safety equipment.
3. Principles of braking systems and speed governors.
4. Precautions when alighting from the vehicle.

5. Safety factors relating to vehicle loading and persons carried.

G. Environmental matters **E+W+S**

Rules regarding vehicle use in relation to the environment, including the appropriate use of audible warning devices, moderate fuel consumption, limitation of pollutant emissions and matters of a similar nature.

SCHEDULE 8 **E+W+S**

Regulation 40

SPECIFIED REQUIREMENTS FOR PRACTICAL OR UNITARY TEST

PART I **E+W+S**

PRACTICAL TEST: CATEGORIES A AND P

E+W+S

Each test candidate must satisfy the person conducting the test as to—

- (a) his ability to—
 - (i) carry out properly the activities, and
 - (ii) perform competently, without danger to and with due consideration for other road users, the manoeuvres specified in sections A to E below in all respects in accordance with those sections; and
- (b) his understanding of how to balance safely with a passenger.

A. Eyesight **E+W+S**

Read in good daylight (with the aid of corrective lenses if worn) a registration mark fixed to a motor vehicle and containing letters and figures 79.4 millimetres high at a distance of 20.5 metres.

B. Preparation to drive **E+W+S**

1. Adjust rear view mirrors.
2. Adjust crash helmet.

C. Technical control of the vehicle **E+W+S**

1. Start the engine and move off smoothly (uphill and downhill as well as on the flat).
2. Accelerate to a suitable speed while maintaining a straight course, including during gear-changes.
3. Adjust speed to negotiate left or right turns at junctions, possibly in restricted spaces, while maintaining control of the vehicle.
4. Lean over to turn.
5. Keep balance at various speeds.
6. Brake accurately to stop where directed, if need be by performing an emergency stop.

Status: Point in time view as at 12/11/1999.

Changes to legislation: There are currently no known outstanding effects for the The Motor Vehicles (Driving Licences) Regulations 1999. (See end of Document for details)

7. Park the vehicle on its stand.
8. Remove motor bicycle from its stand and move it, without the aid of the engine, by walking alongside it.
9. Cause the vehicle to face in the opposite direction by driving it forward (a "U-turn").

D. Behaviour in traffic **E+W+S**

1. Observe (including the use of the rear view mirrors) road alignment, markings, signs and potential or actual risks.
2. Communicate with other road users using the authorised means.
3. React appropriately in actual risk situations.
4. Comply with road traffic regulations and the instructions of the police and traffic controllers.
5. Move off from the kerb or a parking space.
6. Drive with the vehicle correctly positioned on the road, adjusting speed to traffic conditions and the line of the road.
7. Keep the right distance between vehicles.
8. Change lanes.
9. Pass parked or stationary vehicles and obstacles.
10. Approach and cross junctions.
11. Turn right and left at junctions or to leave the carriageway.
12. Where the opportunity arises—
 - (a) Pass oncoming vehicles, including in confined spaces.
 - (b) Overtake in various situations.
 - (c) Approach and cross level-crossings.

E. Alighting from vehicle **E+W+S**

Take all precautions necessary when alighting.

PART 2 **E+W+S**

PRACTICAL TEST: CATEGORIES B AND B+E

E+W+S

- (1) Each test candidate must, subject to paragraphs (2) and (3), satisfy the person conducting the test as to his ability to—
- (i) carry out properly the activities, and
 - (ii) perform competently, without danger to and with due consideration for other road users, the manoeuvres
- specified in sections A to E below in all respects in accordance with those sections.

(2) Any requirement contained in those paragraphs shall, in the case of a test for a licence authorising the driving of a motor vehicle in sub-category B1, only be complied with to the extent that it is compatible with the characteristics of the vehicle on which the test is taken.

(3) A test candidate undertaking a test for a licence authorising the driving of a vehicle of a class included in category B+E must in addition satisfy the person conducting the test as to his ability to carry out properly the activity specified in section F but in the case of a disabled driver, this requirement may be carried out through oral questioning.

A. Eyesight **E+W+S**

Read in good daylight (with the aid of corrective lenses if worn) a registration mark fixed to a motor vehicle and containing letters and figures 79.4 millimetres high at a distance of 20.5 metres.

B. Preparation to drive **E+W+S**

1. Adjust the seat as necessary to obtain a correct seating position.
2. Adjust rear view mirrors and seat belt.
3. Check that the doors are closed.

C. Technical control of the vehicle **E+W+S**

1. Start the engine and move off smoothly (uphill and downhill as well as on the flat).
2. Accelerate to a suitable speed while maintaining a straight course, including during gear-changes.
3. Adjust speed to negotiate left or right turns at junctions, possibly in restricted spaces, while maintaining control of the vehicle.
4. Brake accurately to stop where directed, if need be by performing an emergency stop.
5. Either—
 - (a) perform any two of the following manoeuvres—
 - (i) reverse in a straight line and reverse right or left round a corner while keeping within the correct traffic lane;
 - (ii) turn the vehicle to face the opposite way, using forward and reverse gears;
 - (iii) park the vehicle and leave a parking space (parallel, oblique or right-angle) both forwards and in reverse, on the flat, uphill and downhill; or
 - (b) (in the case of a test for a licence authorising the driving of vehicles in category B+E only) reverse in an S-shaped curve.

D. Behaviour in traffic **E+W+S**

1. Observe (including the use of the rear view mirrors) road alignment, markings, signs and potential or actual risks.
2. Communicate with other road users using the authorised means.
3. React appropriately in actual risk situations.
4. Comply with road traffic regulations and the instructions of the police and traffic controllers.
5. Move off from the kerb or a parking space.

Status: Point in time view as at 12/11/1999.

Changes to legislation: There are currently no known outstanding effects for the The Motor Vehicles (Driving Licences) Regulations 1999. (See end of Document for details)

6. Drive with the vehicle correctly positioned on the road, adjusting speed to traffic conditions and the line of the road.
7. Keep the right distance between vehicles.
8. Change lanes.
9. Pass parked or stationary vehicles and obstacles.
10. Approach and cross junctions.
11. Turn right and left at junctions or to leave the carriageway.
12. Where the opportunity arises—
 - (a) Pass oncoming vehicles, including in confined spaces.
 - (b) Overtake in various situations.
 - (c) Approach and cross level-crossings.

E. Alighting from vehicle **E+W+S**

Take all precautions necessary when alighting.

F. Trailer **E+W+S**

Uncouple and recouple trailer.

PART 3 **E+W+S**

PRACTICAL TEST: CATEGORIES C AND C+E

E+W+S

- (1) Each test candidate must satisfy the person conducting the test as to his ability to—
 - (i) carry out properly the activities, and
 - (ii) perform competently, without danger to and with due consideration for other road users, the manoeuvres prescribed in paragraph (2), (3) or (4), as the case may be, in all respects in accordance with this Part of this Schedule.
- (2) In the case of candidates taking a test for a licence authorising the driving of vehicles of a class included in category C or C+E or any sub-category thereof, the manoeuvres and activities mentioned in sections A to C and F below are prescribed.
- (3) In the case of candidates taking a test for a licence authorising the driving of vehicles of a class included in category C or C+E or in a sub-category C1+E, the manoeuvres and activities mentioned in section D are also prescribed.
- (4) In the case of candidates taking a test for a licence authorising the driving of vehicles of a class included in category C+E or sub-category C1+E, the activity mentioned in section E is also prescribed.

A. Preparation to drive **E+W+S**

1. Adjust the seat as necessary to obtain a correct seating position.
2. Adjust rear view mirrors and seat belt.

3. Check that the doors are closed.

B. Technical control of the vehicle **E+W+S**

1. Start the engine and move off smoothly (uphill and downhill as well as on the flat).
2. Accelerate to a suitable speed while maintaining a straight course, including during gear-changes.
3. Adjust speed to negotiate left or right turns at junctions, possibly in restricted spaces, while maintaining control of the vehicle.
4. Brake accurately to stop where directed, if need be by performing an emergency stop.
5. Either—
 - (a) perform any two of the following manoeuvres—
 - (i) reverse in a straight line and reverse right or left round a corner while keeping within the correct traffic lane;
 - (ii) turn the vehicle to face the opposite way, using forward and reverse gears;
 - (iii) park the vehicle and leave a parking space (parallel, oblique or right-angle) both forwards and in reverse, on the flat, uphill and downhill; or
 - (b) reverse in an S-shaped curve.

C. Behaviour in traffic **E+W+S**

1. Observe (including the use of the rear view mirrors) road alignment, markings, signs and potential or actual risks.
2. Communicate with other road users using the authorised means.
3. React appropriately in actual risk situations.
4. Comply with road traffic regulations and the instructions of the police and traffic controllers.
5. Move off from the kerb or a parking space.
6. Drive with the vehicle correctly positioned on the road, adjusting speed to traffic conditions and the line of the road.
7. Keep the right distance between vehicles.
8. Change lanes.
9. Pass parked or stationary vehicles and obstacles.
10. Approach and cross junctions.
11. Turn right and left at junctions or to leave the carriageway.
12. Where the opportunity arises—
 - (a) Pass oncoming vehicles, including in confined spaces.
 - (b) Overtake in various situations.
 - (c) Approach and cross level-crossings.

D. Larger vehicles: speed reduction and steering **E+W+S**

1. Check the power-assisted braking and steering systems.
2. Use the various braking systems.

Status: Point in time view as at 12/11/1999.

Changes to legislation: There are currently no known outstanding effects for the The Motor Vehicles (Driving Licences) Regulations 1999. (See end of Document for details)

3. Use the speed reduction systems other than the brakes.
4. Adjust course to allow for the length of the vehicle and its overhang.

E. Trailers **E+W+S**

Uncouple and re-couple trailer or semi-trailer from and to the tractor vehicle.

F. Vehicle safety **E+W+S**

Show awareness of vehicle safety measures and be able to operate vehicle safety systems.

PART 4 **E+W+S**

PRACTICAL TEST: CATEGORIES D AND D+E

E+W+S

- (1) Each test candidate must satisfy the person conducting the test as to his ability to—
- (i) carry out properly the activities, and
 - (ii) perform competently, without danger to and with due consideration for other road users, the manoeuvres

prescribed in paragraph (2), (3) or (4), as the case may be, in all respects in accordance with this Part of this Schedule.

(2) In the case of candidates taking a test for a licence authorising the driving of vehicles of a class included in category D or D+E or any sub-category thereof, the manoeuvres and activities mentioned in sections A to C and F below are prescribed.

(3) In the case of candidates taking a test for a licence authorising the driving of vehicles of a class included in category D or D+E or in sub-category D1+E, the manoeuvres and activities mentioned in section D are also prescribed.

(4) In the case of candidates taking a test for a licence authorising the driving of vehicles of a class included in category D+E or sub-category D1+E, the activity mentioned in section E is also prescribed.

A. Preparation to drive **E+W+S**

1. Adjust the seat as necessary to obtain a correct seating position.
2. Adjust rear view mirrors and seat belt.
3. Check that the doors are closed.

B. Technical control of the vehicle **E+W+S**

1. Start the engine and move off smoothly (uphill and downhill as well as on the flat).
2. Accelerate to a suitable speed while maintaining a straight course, including during gear-changes.
3. Adjust speed to negotiate left or right turns at junctions, possibly in restricted spaces, while maintaining control of the vehicle.
4. Brake accurately to stop where directed, if need be by performing an emergency stop.

5. Either—

(a) perform any two of the following manoeuvres—

- (i) reverse in a straight line and reverse right or left around a corner while keeping within the correct traffic lane;
- (ii) turn the vehicle to face the opposite way, using forward and reverse gears;
- (iii) park the vehicle and leave a parking space (parallel, oblique or right-angle) both forwards and in reverse, on the flat, uphill and downhill; or

(b) reverse in an S-shaped curve.

C. Behaviour in traffic **E+W+S**

1. Observe (including the use of the rear view mirrors) road alignment, markings, signs and potential or actual risks.

2. Communicate with other road users using the authorised means.

3. React appropriately in actual risk situations.

4. Comply with road traffic regulations and the instructions of the police and traffic controllers.

5. Move off from the kerb or a parking space.

6. Drive with the vehicle correctly positioned on the road, adjusting speed to traffic conditions and the line of the road.

7. Keep the right distance between vehicles.

8. Change lanes.

9. Pass parked or stationary vehicles and obstacles.

10. Approach and cross junctions.

11. Turn right and left at junctions or to leave the carriageway.

12. Where the opportunity arises—

- (a) Pass oncoming vehicles, including in confined spaces.
- (b) Overtake in various situations.
- (c) Approach and cross level-crossings.

D. Larger vehicles: speed reduction and steering **E+W+S**

1. Check the power-assisted braking and steering systems.

2. Use the various braking systems.

3. Use the speed reduction systems other than the brakes.

4. Adjust course to allow for the length of the vehicle and its overhang.

E. Trailers **E+W+S**

Uncouple and re-couple trailer or semi-trailer from and to the tractor vehicle.

F. Vehicle safety **E+W+S**

Show awareness of vehicle safety measures and be able to operate vehicle safety systems.

Status: Point in time view as at 12/11/1999.

Changes to legislation: There are currently no known outstanding effects for the The Motor Vehicles (Driving Licences) Regulations 1999. (See end of Document for details)

PART 5 **E+W+S**

UNITARY TEST: CATEGORIES F, G, H AND K

1. Read in good daylight (with the aid of corrective lenses if worn) a registration mark fixed to a motor vehicle and containing letters and figures 79.4 millimetres high at a distance of :
 - (a) 12.3 metres, in the case of a unitary test conducted in respect of a vehicle included in category K;
 - (b) 20.5 metres in any other case.
2. Start the engine of the vehicle.
3. Move away straight ahead or at an angle.
4. Overtake, meet or cross the path of other vehicles and take an appropriate course.
5. Turn right-hand and left-hand corners correctly.
6. Stop the vehicle in an emergency and normally and, in the latter case, bring it to rest in an appropriate part of the road.

PART 6 **E+W+S**

UNITARY TEST: CATEGORIES F AND G

1. Carry out manoeuvres involving the use of reverse gear (except in a case where the vehicle is not fitted with a means of reversing).
2. Indicate intended actions at appropriate times by giving appropriate signals in a clear and unmistakable manner.

E+W+S

In the case of a test taken on a vehicle with a left-hand drive or by a disabled person for whom it is impracticable or undesirable to give signals by arm, there shall be no requirement to give signals which cannot be given by mechanical means.

3. Act correctly and promptly on all signals given by traffic signs and traffic controllers and take appropriate action in relation to signs given by other road users.

PART 7 **E+W+S**

UNITARY TEST: CATEGORY H

1. Indicate intended actions at appropriate times by giving appropriate signals in a clear and unmistakable manner.

E+W+S

In the case of a test taken on a vehicle with a left-hand drive or by a disabled person for whom it is impracticable or undesirable to give signals by arm, there shall be no requirement to give signals which cannot be given by mechanical means.

2. Act correctly and promptly on all signals given by traffic signs and traffic controllers and take appropriate action in relation to signs given by other road users.

3. Drive the vehicle backwards and cause it to face in the opposite direction by means of its tracks.

SCHEDULE 9 **E+W+S**

Regulation 45

UPGRADED ENTITLEMENTS ON PASSING SECOND TEST

TABLE A

(1) Test prescribed in respect of:—	Prescribed test also passed for:— (2) Category C+E	(3) Sub-category C1+E
D	D+E	D1+E
D1	D1+E	D1+E

TABLE B

(A)		Manual test pass in category (or sub-category):						
Automatic test pass:—	(1) C1	(2) C	(3) C1+E	(4) C +E	(5) D1	(6) D	(7) D1+E	(8) D +E
C1			C1	C1 & C1+E	C1	C1	C1	C1
C				C	C1	C	C1	C
C1+E		C1+E			D1+E (a)	C1+E	C1+E	C1+E
C+E					D1+E (a)	D+E (a)		C+E
D1	D1	D1	D1 & D1+E	D1 & D1+E				D1 & D1+E
D		D		D & D +E				D
D1+E		D1+E	D1+E	D1+E		D1+E		
D+E				D+E				

SCHEDULE 10 **E+W+S**

Regulation 47

FORMS OF CERTIFICATE AND STATEMENT OF THEORY TEST RESULT

PART 1 **E+W+S**

THEORY TEST PASS CERTIFICATE

Certificate of passing a theory test **E+W+S**

Driver number.....

Status: Point in time view as at 12/11/1999.

Changes to legislation: There are currently no known outstanding effects for the The Motor Vehicles (Driving Licences) Regulations 1999. (See end of Document for details)

E+W+S

Date of test.....

E+W+S

It is hereby certified that [Name of candidate] has been examined and has PASSED the theory test prescribed under section 89 of the Road Traffic Act 1988 in respect of category/categories.....

E+W+S

Theory Test Centre [Number or location of centre].

PART 2 E+W+S

THEORY TEST FAILURE STATEMENT

Statement of failure to pass a theory test E+W+S

Driver number.....

E+W+S

Date of test.....

E+W+S

[Name of candidate] has been examined and has FAILED to pass the theory test prescribed under section 89 of the Road Traffic Act 1988 in respect of category/categories.....

E+W+S

Theory Test Centre [Number or location of centre].

SCHEDULE 11 E+W+S

Regulation 48

FORMS OF CERTIFICATE AND STATEMENT OF PRACTICAL AND UNITARY TEST RESULT

PART 1 E+W+S

TEST PASS CERTIFICATE

Certificate of passing the [extended*] test of competence to drive E+W+S

Driver number.....

E+W+S

Date of test.....

E+W+S

Test Centre.....

E+W+S

I certify that [Name of candidate] has been examined and has PASSED the test of competence prescribed for the purposes of section 89 of the Road Traffic Act [*and section 36 of the Road Traffic Offenders Act**] 1988 in respect of vehicles in category/categories.....

E+W+S

Whether vehicle fitted with automatic transmission.....Y/N.

E+W+S

Whether vehicle modified/other restrictions.....

E+W+S

Signature of examiner.....

E+W+S

Signature of candidate.....

E+W+S

*Words in italics to be omitted where inapplicable.

PART 2 E+W+S

TEST FAILURE STATEMENT

Statement of failure to pass the practical test/test of competence to drive E+W+S

(To be endorsed on the front or the reverse of the Driving Test Report Form)

E+W+S

Name of candidate.....

E+W+S

Category/ies of vehicle.....

E+W+S

Driver Number.....

Status: Point in time view as at 12/11/1999.

Changes to legislation: There are currently no known outstanding effects for the The Motor Vehicles (Driving Licences) Regulations 1999. (See end of Document for details)

E+W+S

Date of test.....

E+W+S

The candidate named herein has been examined and has FAILED to pass the practical test/test of competence to drive prescribed under the Road Traffic Act [*and for the purposes of section 36 of the Road Traffic Offenders Act*] 1988 in respect of vehicles in the above category/categories.

E+W+S

*Words in italics to be omitted where inapplicable.

SCHEDULE 12 **E+W+S**

Regulation 59

ELEMENTS OF AN APPROVED TRAINING COURSE

(A) Introduction **E+W+S**

1. Trainees must be told and must understand:—
 - the aims of the approved training course;
 - the importance of having the right equipment and clothing.

2. Trainees’ eyesight must be tested. Trainees must be able to read, in good daylight, a vehicle registration mark containing letters and figures 79.4 mm high at a distance of 20.5 metres (with the aid of glasses or contact lenses if worn).

(B) Practical on site training **E+W+S**

Trainees must receive practical on site training at the conclusion of which they must fulfil the following requirements, that is to say they must:—

- be familiar with the motor cycle, its controls and how it works;
- be able to carry out basic machine checks to a satisfactory standard and be able to take the bike on and off the stand satisfactorily;
- be able to wheel the machine around to the left and right showing proper balance and bring the motorcycle to a controlled halt by braking;
- be able to start and stop the engine satisfactorily.

(C) Practical on site riding **E+W+S**

Trainees must undertake practical on site riding at the conclusion of which they must be able to:—

- ride the machine under control in a straight line and bring the machine to a controlled halt;
- ride the machine round a figure of eight circuit under control;
- ride the machine slowly under control;
- carry out a U-turn manoeuvre satisfactorily;
- bring the machine to a stop under full control as in an emergency;
- carry out controlled braking using both brakes;

- change gear satisfactorily;
- carry out rear observation correctly;
- carry out simulated left and right hand turns correctly using the Observation-Signal-Manoeuvre (OSM) and Position-Speed-Look (PSL) routines.

(D) Practical on road training **E+W+S**

1. Before undertaking practical on road riding trainees must be instructed in the matters set out in paragraphs 2 and 3 below and achieve the objectives mentioned therein.

2. Trainees must understand the following:—

- the need to be clearly visible to other road users (the use of conspicuity aids);
- the importance of knowing the legal requirements for riding on the road;
- why motor cyclists are more vulnerable than most road users;
- the need to drive at the correct speed according to road and traffic conditions;
- the importance of knowing the Highway Code;
- the need to ride defensively and anticipate the actions of other road users;
- the need to use rear observation at appropriate times;
- the need to assume the correct road position when riding;
- the need to leave sufficient space when following another vehicle;
- the need to pay due regard to the effect of varying weather conditions when riding.

3. Trainees must be aware of:—

- the effect on a vehicle of the various types of road surface that can be encountered;
- the dangers of drug and alcohol use;
- the consequences of aggressive attitudes when riding;
- the importance of hazard perception.

(E) Practical on road riding **E+W+S**

1. Trainees must undertake on road riding for a period of not less than two hours. They must (subject to paragraph 2 below) encounter all the following traffic situations and demonstrate their ability to handle each one competently and safely:—

- roundabouts
- junctions
- pedestrian crossings
- traffic lights
- gradients
- bends
- obstructions.

2. Upon application being made by an approved training body for the purpose, the Secretary of State may excuse that body from compliance with a requirement mentioned in paragraph 1 above in respect of practical on-road instruction conducted from premises where the training body provides courses if, having regard to the location of those premises, he is satisfied that it is impractical to comply with that requirement.

Status: Point in time view as at 12/11/1999.

Changes to legislation: There are currently no known outstanding effects for the The Motor Vehicles (Driving Licences) Regulations 1999. (See end of Document for details)

- 3. Trainees must also repeat the following exercises in normal road conditions:—
 - carry out a U-turn manoeuvre satisfactorily;
 - bring the machine to a stop under full control as in an emergency.

SCHEDULE 13 **E+W+S**

Regulations 60, 65 and 68

APPROVED MOTOR BICYCLE TRAINING COURSES: FORMS OF CERTIFICATE

PART 1 **E+W+S**

CERTIFIED INSTRUCTOR'S CERTIFICATE

E+W+S

Road Traffic Act 1988

[Photograph of Certificate holder]

Certificate No.

Certified Motorcycle Instructor

Certificate of Authorisation

Name of Certificate holder.....

Name and address of training establishment for which certificate valid

.....

Date of expiry

.....

E+W+S

The certificate shall indicate, if appropriate, that the holder has successfully completed the Secretary of State's assessment course for certified instructors.

PART 2 **E+W+S**


CERTIFIED DIRECT ACCESS INSTRUCTOR'S CERTIFICATE

E+W+S

Status: Point in time view as at 12/11/1999.

Changes to legislation: There are currently no known outstanding effects for the The Motor Vehicles (Driving Licences) Regulations 1999. (See end of Document for details)

Road Traffic Act 1988



Certificate No.

Certified Motorcycle Instructor

Certificate of Authorisation

Name of Certificate holder.....

DIRECT ACCESS QUALIFIED

Name and address of training establishment for which certificate valid
.....

Date of expiry
.....

PART 3 E+W+S

CERTIFICATE OF COMPLETION OF APPROVED TRAINING COURSE

Road Traffic Act 1988 E+W+S

Certificate of Completion of an Approved Training Course for Motor Bicycles E+W+S

Driver Number of Candidate.....

E+W+S

Date and time of course completion.....

E+W+S

Current name.....

E+W+S

Current address.....

E+W+S

.....

E+W+S

.....[Postcode].....

Status: Point in time view as at 12/11/1999.

Changes to legislation: There are currently no known outstanding effects for the The Motor Vehicles (Driving Licences) Regulations 1999. (See end of Document for details)

E+W+S

has successfully completed an approved training course for riders of motor bicycles prescribed for the purpose of Section 97 of the Road Traffic Act 1988 (as amended by Section 6 of the Road Traffic (Driver Licensing and Information Systems) Act 1989).

E+W+S

Signature of certified instructor.....

Status:

Point in time view as at 12/11/1999.

Changes to legislation:

There are currently no known outstanding effects for the The Motor Vehicles (Driving Licences) Regulations 1999.