

SCHEDULE 3

LAYOUT OF REGISTRATION MARKS

PART 2

DIAGRAMS SHOWING PERMITTED LAYOUTS

Diagram 1a




Diagram 1b



Diagram 2a

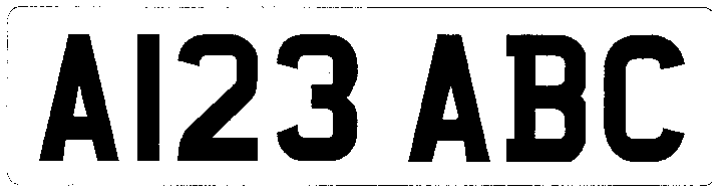


Diagram 2b



Diagram 2c

*Status: This is the original version (as it was originally made).*

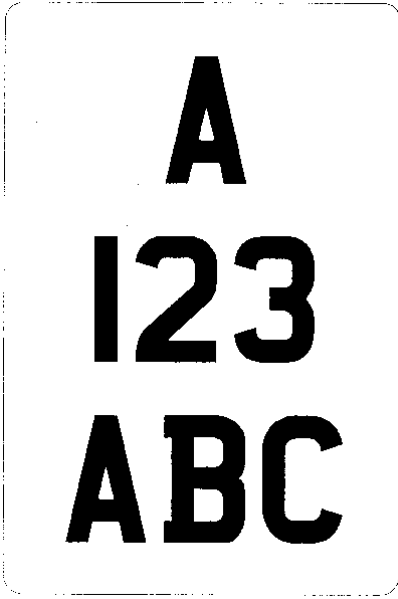


Diagram 3a



Diagram 3b



Diagram 3c

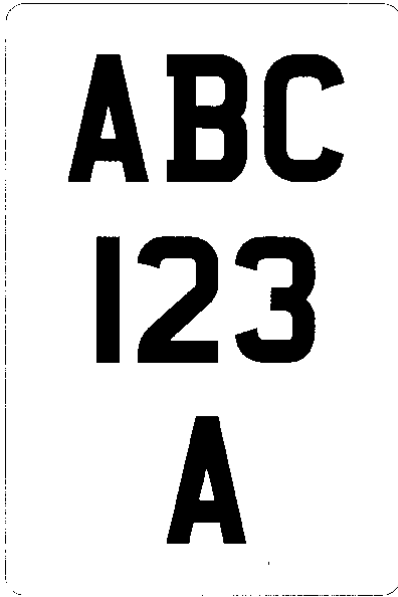


Diagram 4a




Diagram 4b

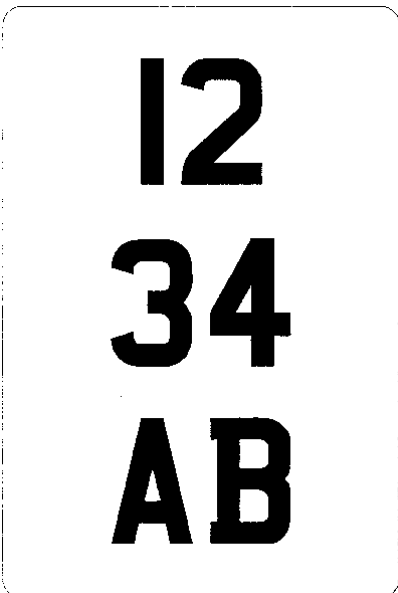


Diagram 5a

Status: This is the original version (as it was originally made).

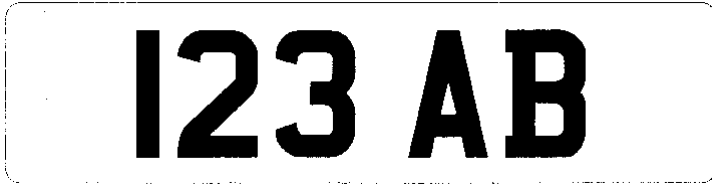


Diagram 5b



Diagram 6a



Diagram 6b

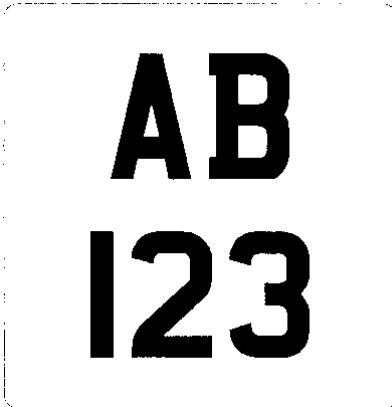


Diagram 7a

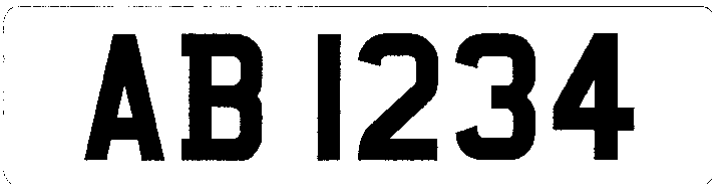


Diagram 7b




Diagram 8a



Diagram 8b



Diagram 9a

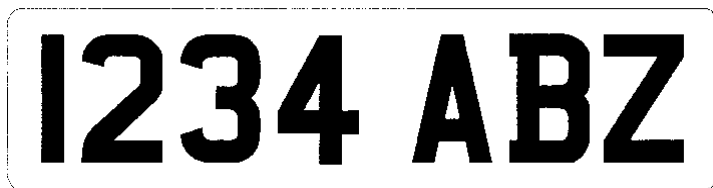


Diagram 9b

*Status: This is the original version (as it was originally made).*

