

Status: This is the original version (as it was originally made). This item of legislation is currently only available in its original format.

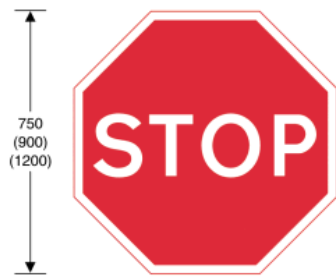
SCHEDULE 2 REGULATORY SIGNS

SCHEDULE 2

Regulation 11(1)

REGULATORY SIGNS

(other than those exclusively for railway and tramway level crossings,
bus and pedal cycle facilities, and road works)



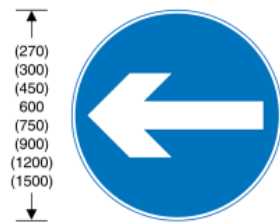
601.1
Vehicular traffic must comply with
the requirements prescribed in regulation 16

Item	
1	Regulations: 4, 10(1), 10(2), 16
2	Directions: 6, 17, 18(3), 20(1), 21(1), 30
3	Diagrams: 608, 783, 1002.1, 1022
4	Permitted variants: None
5	Illumination requirements: Schedule 17, item 1



602
Vehicular traffic must comply with
the requirements prescribed in regulation 16

Item	
1	Regulations: 4, 10(1), 16, 25
2	Directions: 17, 18(3), 20(1), 21(1), 34(1)
3	Diagrams: 608, 611.1, 774, 778, 778.1, 1003, 1003.4, 1023
4	Permitted variants: None
5	Illumination requirements: Schedule 17, item 1



606
Vehicular traffic must proceed in the direction
indicated by the arrow

Item	
1	Regulations: 10(1), 12(7), 47(3), 48(3), 49(3), 54
2	Directions: 7, 20(3), 21(1)
3	Diagrams: 515, 515.1A, 515.2, 607, 608, 954, 954.2, 954.3, 954.4, 954.5, 954.6, 954.7
4	Permitted variants: Schedule 16, item 13
5	Illumination requirements: Schedule 17, items 1, 6, 7

Status: This is the original version (as it was originally made). This item of legislation is currently only available in its original format.

SCHEDULE 2 REGULATORY SIGNS (contd.)



(50)
62.5
(75)
(100)
(125)

607
One-way traffic

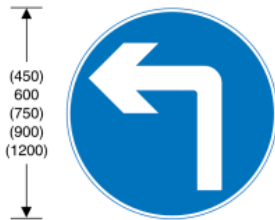
Item	
1	Regulations: 12(7)
2	Directions: 7, 21(1)
3	Diagrams: 606, 609
4	Permitted variants: None
5	Illumination requirements: Schedule 17, item 8



(50)
62.5
(75)
(100)
(125)

608
Dual carriageway

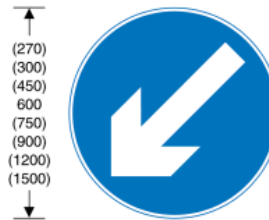
Item	
1	Regulations: None
2	Directions: 7(3), 21(1)
3	Diagrams: 501, 601.1, 602, 606, 609, 610
4	Permitted variants: None
5	Illumination requirements: Schedule 17, item 8



(450)
600
(750)
(900)
(1200)

609
Vehicular traffic must turn ahead in the direction indicated by the arrow

Item	
1	Regulations: 10(1), 12(7), 54
2	Directions: 7, 21(1)
3	Diagrams: 607, 608, 954, 954.2, 954.3, 954.4
4	Permitted variants: Schedule 16, item 28
5	Illumination requirements: Schedule 17, item 1



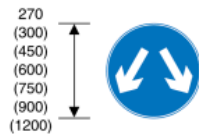
(270)
(300)
(450)
600
(750)
(900)
(1200)
(1500)

610
Vehicular traffic must comply with the requirements prescribed in regulation 15

Item	
1	Regulations: 10(1), 12(7), 14(1), 15, 26(6), 27(1), 54
2	Directions: 21(1)
3	Diagrams: 608
4	Permitted variants: Arrow may point downwards to the right
5	Illumination requirements: Schedule 17, items 1, 7

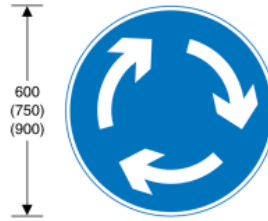
Status: This is the original version (as it was originally made). This item of legislation is currently only available in its original format.

SCHEDULE 2 REGULATORY SIGNS (contd.)




611
Vehicular traffic may reach the same destination by proceeding either side of the sign

Item	
1	Regulations: 12(7), 27(1)
2	Directions: None
3	Diagrams: None
4	Permitted variants: None
5	Illumination requirements: Schedule 17, items 1, 7



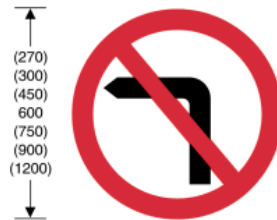
611.1
Vehicles entering the junction must comply with the requirements prescribed in regulation 16

Item	
1	Regulations: 10(1), 12(7), 16, 25
2	Directions: 17, 18(1), 18(3)
3	Diagrams: 602, 1003, 1003.3, 1003.4, 1023
4	Permitted variants: None
5	Illumination requirements: Schedule 17, item 1



612
No right turn for vehicular traffic

Item	
1	Regulations: 12(7), 27(1), 47(3), 48(3), 49(3)
2	Directions: 7, 21(1)
3	Diagrams: 954, 954.2, 954.3, 954.4, 954.5, 954.6, 954.7
4	Permitted variants: None
5	Illumination requirements: Schedule 17, items 1, 6



613
No left turn for vehicular traffic

Item	
1	Regulations: 12(7), 27(1), 47(3), 48(3), 49(3)
2	Directions: 7, 21(1)
3	Diagrams: 954, 954.2, 954.3, 954.4, 954.5, 954.6, 954.7
4	Permitted variants: None
5	Illumination requirements: Schedule 17, items 1, 6

Status: This is the original version (as it was originally made). This item of legislation is currently only available in its original format.

SCHEDULE 2 REGULATORY SIGNS (contd.)

(270)
(300)
(450)
600
(750)
(900)
(1200)



614
No U-turns for vehicular traffic

Item	
1	Regulations: 12(7)
2	Directions: 7, 11, 21(1)
3	Diagrams: 570, 645
4	Permitted variants: None
5	Illumination requirements: Schedule 17, items 1, 6

(600)
750
(900)
(1200)



615
Priority must be given to vehicles from the opposite direction

Item	
1	Regulations: 10(1)
2	Directions: 19, 20(1), 21(1)
3	Diagrams: 615.1, 645, 811, 1003, 1023, 1043, 1044
4	Permitted variants: None
5	Illumination requirements: Schedule 17, item 1



615.1
Same as diagram 615

Item	
1	Regulations: None
2	Directions: 20(1), 21(1)
3	Diagrams: 615
4	Permitted variants: Schedule 16, item 6 "for" and a distance may be added
5	Illumination requirements: Schedule 17, item 8

(62.5)
75
(100)
(125)

(270)
(450)
(600)
750
(900)
(1200)




616
No entry for vehicular traffic

Item	
1	Regulations: 10(1), 10(2), 12(7), 27(1), 47(3), 48(3), 49(3), 54
2	Directions: 7, 8, 18(4), 21(1), 21(2)
3	Diagrams: 954, 954.2, 1046, 1048.3
4	Permitted variants: None
5	Illumination requirements: Schedule 17, items 1, 7

Status: This is the original version (as it was originally made). This item of legislation is currently only available in its original format.

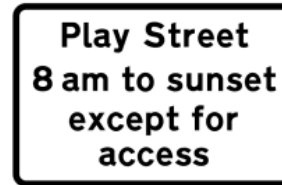
SCHEDULE 2 REGULATORY SIGNS (contd.)



617

All vehicles prohibited except non-mechanically propelled vehicles being pushed by pedestrians

Item	
1	Regulations: None
2	Directions: 7, 8, 20(1), 21(1)
3	Diagrams: 618, 618.1, 1046 varied to "PLAY STREET" (when diagram 617 is used with 618)
4	Permitted variants: None
5	Illumination requirements: Schedule 17, items 1, 9

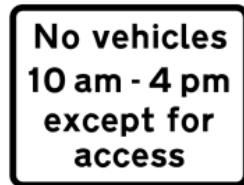


618

All vehicles prohibited from "Play Street" during the period indicated except for access

(37.5)
50
(62.5)

Item	
1	Regulations: None
2	Directions: 7, 8, 20(1), 21(1)
3	Diagrams: 617
4	Permitted variants: Schedule 16, item 38
5	Illumination requirements: Schedule 17, item 8



(37.5)
50
(62.5)
(75)
(100)

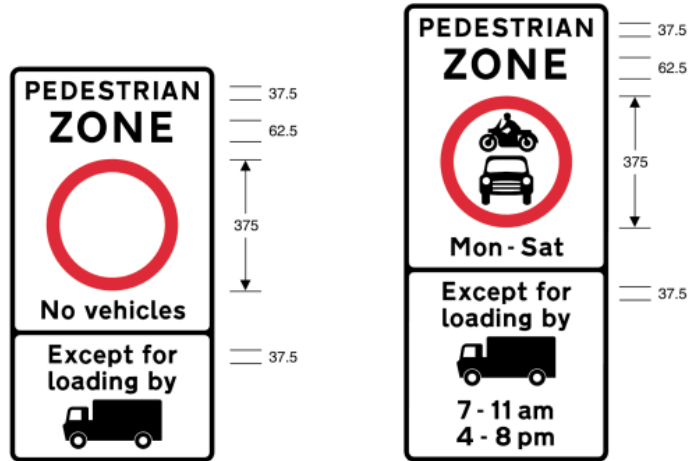
618.1

All vehicles prohibited during the period indicated except for access

Item	
1	Regulations: 22
2	Directions: 7, 8, 20(1), 21(1)
3	Diagrams: 617
4	Permitted variants: Schedule 16, item 38 "except for access" may be omitted. "for access" may be varied to: 1. "for loading" 2. "for loading by" with the goods vehicle symbol shown in diagram 618.2 3. "permit holders" and an identification symbol where appropriate 4. the blue badge symbol shown in diagram 661A 5. "buses" 6. "local buses" 7. "taxis" 8. "for access to off-street premises" These variants may be used in any combination with each other and with "for access", except that 1 and 2 shall not be used together or with "for access", 8 shall not be used with "for access", and 5 and 6 shall not be used together. The word "and" shall be inserted before the last variant where more than one is used
5	Illumination requirements: Schedule 17, item 8

Status: This is the original version (as it was originally made). This item of legislation is currently only available in its original format.

SCHEDULE 2 REGULATORY SIGNS (contd.)

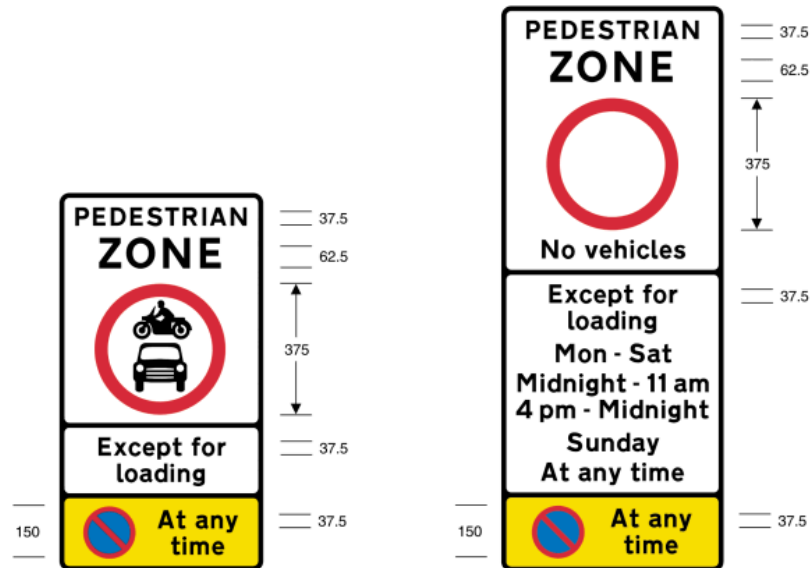


618.2
Entry to pedestrian zone restricted
(Alternative types)

Item	
1	Regulations: 22
2	Directions: 7, 8
3	Diagrams: None
4	<p>Permitted variants: Schedule 16, item 38 "for loading by" with the goods vehicle symbol may be varied to:</p> <ol style="list-style-type: none"> 1. "local buses" 2. "buses" 3. the blue badge symbol shown in diagram 661A 4. "permit holders" and an identification symbol where appropriate <p>These variants may be used in any combination with each other and with "for loading by" with the goods vehicle symbol, except that 1 and 2 shall not be used together. The word 'and' shall be inserted before the last variant where more than one is used. The lower panel may be omitted</p>
5	Illumination requirements: Schedule 17, item 1

Status: This is the original version (as it was originally made). This item of legislation is currently only available in its original format.

SCHEDULE 2 REGULATORY SIGNS (contd.)

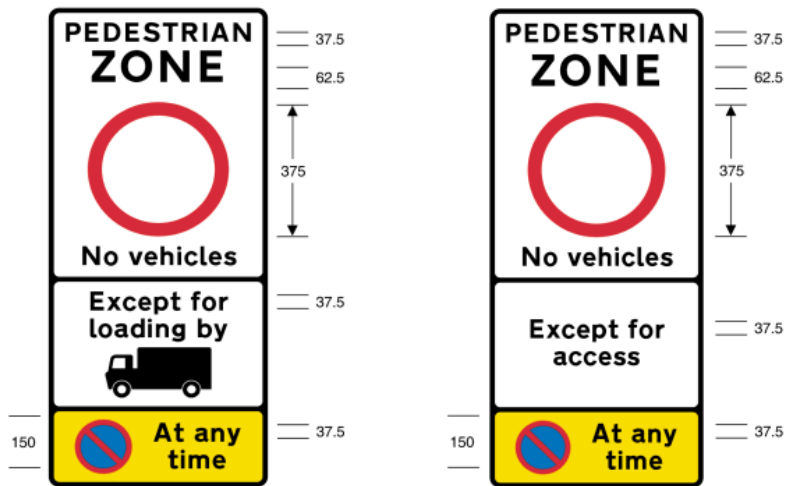


618.3
Entry to and waiting in pedestrian zone restricted
(Alternative types)

Item	
1	Regulations: 22
2	Directions: 7, 8, 24(3)
3	Diagrams: 637.2
4	Permitted variants: Schedule 16, item 38 "for loading" may be varied to: 1. "for loading by" with the goods vehicle symbol shown in diagram 618.2 2. "permit holders" and an identification symbol where appropriate 3. the blue badge symbol shown in diagram 661A 4. "buses" 5. "local buses" 6. "taxis" These variants may be used in any combination with each other and with "for loading", except that 1 shall not be used with "for loading", and 4 and 5 shall not be used together. The word "and" shall be inserted before the last variant where more than one is used
5	Illumination requirements: Schedule 17, item 1

Status: This is the original version (as it was originally made). This item of legislation is currently only available in its original format.

SCHEDULE 2 REGULATORY SIGNS (contd.)




618.3A

Entry to and waiting in pedestrian zone restricted
(Variable message sign)

Item	
1	Regulations: 22
2	Directions: 7, 8, 24(3), 56
3	Diagrams: 637.2
4	<p>Permitted variants: Schedule 16, item 38 (in respect of the bottom panel)</p> <p>The diagram 617 symbol may be varied to a diagram 619 symbol in which case the words "No vehicles" shall be omitted.</p> <p>"for loading by" and the goods vehicle symbol may be varied to:</p> <ol style="list-style-type: none"> 1. "for loading" 2. "permit holders" and an identification symbol where appropriate 3. the blue badge symbol shown in diagram 661A 4. "buses" 5. "local buses" 6. "taxis" <p>These variants may be used in any combination with each other and with "for loading by" and the goods vehicle symbol, except that 1 shall not be used with "for loading by" and the goods vehicle symbol, and 4 and 5 shall not be used together. The word "and" shall be inserted before the last variant where more than one is used. The words "Except for access" in the right hand version of the diagram may be omitted or variants 2 to 6 in any combination, except 4 and 5 together, and the word "and" may be inserted before the words "for access"</p>
5	Illumination requirements: Schedule 17, item 1

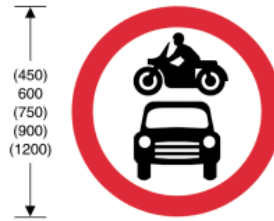
Status: This is the original version (as it was originally made). This item of legislation is currently only available in its original format.

SCHEDULE 2 REGULATORY SIGNS (contd.)




618.4
End of restrictions associated with a pedestrian zone

Item	
1	Regulations: None
2	Directions: 7, 10(1)
3	Diagrams: None
4	Permitted variants: The diagram 619 symbol may be varied to a grey symbol of diagram 617
5	Illumination requirements: Schedule 17, item 1



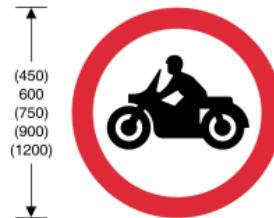
619
Motor vehicles prohibited

Item	
1	Regulations: None
2	Directions: 7, 8, 21(1)
3	Diagrams: 620, 620.1
4	Permitted variants: None
5	Illumination requirements: Schedule 17, item 1



619.1
Motor vehicles except solo motor cycles prohibited

Item	
1	Regulations: None
2	Directions: 7, 8, 21(1)
3	Diagrams: 620, 620.1
4	Permitted variants: None
5	Illumination requirements: Schedule 17, item 1

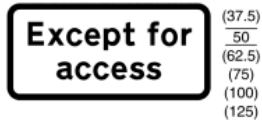


619.2
Solo motor cycles prohibited

Item	
1	Regulations: None
2	Directions: 7, 8, 21(1)
3	Diagrams: 620
4	Permitted variants: None
5	Illumination requirements: Schedule 17, item 1

Status: This is the original version (as it was originally made). This item of legislation is currently only available in its original format.

SCHEDULE 2 REGULATORY SIGNS (contd.)



(37.5)
50
(62.5)
(75)
(100)
(125)

620

Vehicles requiring access to premises or land adjacent to the road are exempted from the prohibition conveyed by the associated sign

Item	
1	Regulations: 22
2	Directions: 7, 8, 21(1)
3	Diagrams: 619, 619.1, 619.2, 622.1A, 622.5, 622.6, 622.7, 622.8, 629, 629A, 629.1, 952
4	Permitted variants: Schedule 16, item 38 Same as diagram 618.1. "Except" shall be varied to "except" when preceded by a time period
5	Illumination requirements: Schedule 17, item 8




(37.5)
50
(62.5)
(75)
(100)
(125)

620.1

Goods vehicles requiring to enter the road for loading or unloading of goods exempted from the prohibition conveyed by the associated sign

Item	
1	Regulations: None
2	Directions: 7, 8, 21(1)
3	Diagrams: 619, 619.1
4	Permitted variants: Schedule 16, item 38
5	Illumination requirements: Schedule 17, item 8



(450)
600
(750)
(900)
(1200)
(1500)

622.1A

Goods vehicles exceeding the maximum gross weight indicated on the goods vehicle symbol prohibited

Item	
1	Regulations: None
2	Directions: 7, 8, 21(1)
3	Diagrams: 554.3, 620
4	Permitted variants: "7.5T" may be varied to "18T"
5	Illumination requirements: Schedule 17, item 1



(450)
600
(750)
(900)

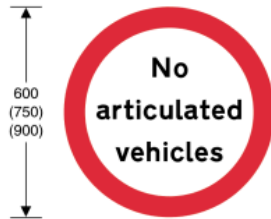
622.2

End of prohibition of goods vehicles exceeding the maximum gross weight indicated by signs to diagram 622.1A

Item	
1	Regulations: None
2	Directions: 7, 10(1)
3	Diagrams: None
4	Permitted variants: None
5	Illumination requirements: Schedule 17, item 1

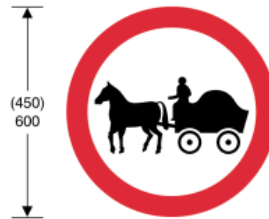
Status: This is the original version (as it was originally made). This item of legislation is currently only available in its original format.

SCHEDULE 2 REGULATORY SIGNS (contd.)




622.4
Articulated vehicles prohibited

Item	
1	Regulations: None
2	Directions: 7, 8, 21(1)
3	Diagrams: 554.3
4	Permitted variants: "No articulated vehicles" may be varied to "No track laying vehicles"
5	Illumination requirements: Schedule 17, item 1



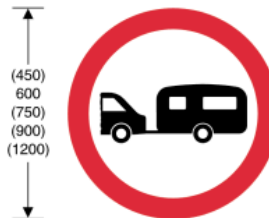
622.5
Horse drawn vehicles prohibited

Item	
1	Regulations: None
2	Directions: 7, 8, 21(1)
3	Diagrams: 620
4	Permitted variants: None
5	Illumination requirements: Schedule 17, item 9



622.6
Ridden or accompanied horses prohibited

Item	
1	Regulations: None
2	Directions: 7, 8, 21(1)
3	Diagrams: 620
4	Permitted variants: None
5	Illumination requirements: Schedule 17, item 9




622.7
Towed caravans prohibited

Item	
1	Regulations: None
2	Directions: 7, 8, 21(1)
3	Diagrams: 620
4	Permitted variants: None
5	Illumination requirements: Schedule 17, item 1

Status: This is the original version (as it was originally made). This item of legislation is currently only available in its original format.

SCHEDULE 2 REGULATORY SIGNS (contd.)



622.8
Vehicles carrying explosives prohibited

Item	
1	Regulations: None
2	Directions: 7, 8, 20(1), 21(1)
3	Diagrams: 620, 622.9
4	Permitted variants: None
5	Illumination requirements: Schedule 17, item 1



622.9
Same as diagram 622.8

Item	
1	Regulations: None
2	Directions: 7, 8, 20(1), 21(1)
3	Diagrams: 622.8
4	Permitted variants: "No explosives" may be varied to "No inflammables or explosives"
5	Illumination requirements: Schedule 17, item 8



625.1
Pedestrians prohibited

Item	
1	Regulations: None
2	Directions: 7, 8
3	Diagrams: None
4	Permitted variants: None
5	Illumination requirements: Schedule 17, item 9

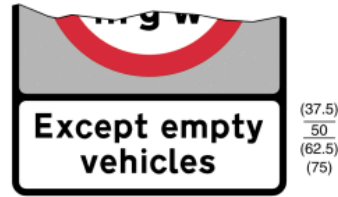


626.2A
Vehicles exceeding the maximum gross weight indicated prohibited from crossing the bridge or other structure

Item	
1	Regulations: 10(1)
2	Directions: 7, 8, 21(1)
3	Diagrams: 627.1
4	Permitted variants: "18T" may be varied to "3T", "7.5T", "10T", "13T", "26T" or "33T" "BRIDGE" may be varied to "ROAD"
5	Illumination requirements: Schedule 17, item 1

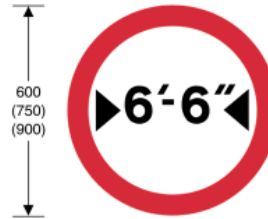
Status: This is the original version (as it was originally made). This item of legislation is currently only available in its original format.

SCHEDULE 2 REGULATORY SIGNS (contd.)



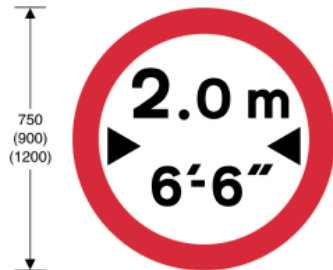
627.1
Exemption for unladen vehicles from the prohibition conveyed by the sign in diagram 626.2A

Item	
1	Regulations: None
2	Directions: 7, 8, 21(1)
3	Diagrams: 626.2A
4	Permitted variants: None
5	Illumination requirements: Schedule 17, item 1



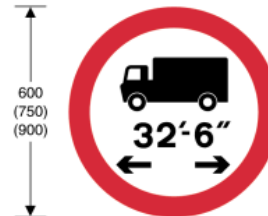
629
Vehicles exceeding width indicated prohibited

Item	
1	Regulations: None
2	Directions: 7, 8, 21(1)
3	Diagrams: 554.3, 620, 954, 954.2
4	Permitted variants: Schedule 16, item 1
5	Illumination requirements: Schedule 17, item 1



629A
As diagram 629, with width indicated in both metric and imperial units

Item	
1	Regulations: None
2	Directions: 7, 8, 21(1)
3	Diagrams: 554.3, 620, 954, 954.2
4	Permitted variants: Schedule 16, item 1
5	Illumination requirements: Schedule 17, item 1

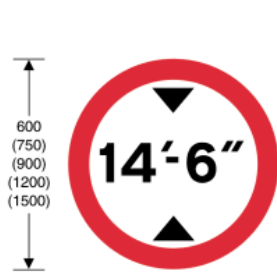


629.1
Vehicles or combinations of vehicles exceeding length indicated prohibited

Item	
1	Regulations: None
2	Directions: 7, 8, 21(1), 40
3	Diagrams: 554.3, 620, 954, 954.2
4	Permitted variants: Schedule 16, items 1, 2
5	Illumination requirements: Schedule 17, item 1

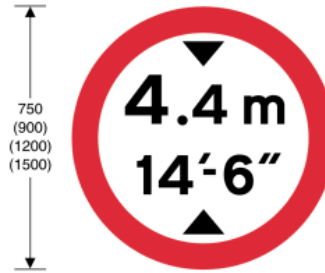
Status: This is the original version (as it was originally made). This item of legislation is currently only available in its original format.

SCHEDULE 2 REGULATORY SIGNS (contd.)




629.2
Vehicles exceeding height indicated prohibited

Item	
1	Regulations: 10(1), 10(2)
2	Directions: 7, 8, 21(1)
3	Diagrams: 530.2
4	Permitted variants: Schedule 16, item 1
5	Illumination requirements: Schedule 17, item 1



629.2A
As diagram 629.2, with height indicated in both metric and imperial units

Item	
1	Regulations: 10(1), 10(2)
2	Directions: 7, 8, 21(1)
3	Diagrams: 530.2
4	Permitted variants: Schedule 16, item 1
5	Illumination requirements: Schedule 17, item 1



632
No overtaking

Item	
1	Regulations: None
2	Directions: 7, 8, 11, 21(1)
3	Diagrams: 554.3, 570, 645
4	Permitted variants: None
5	Illumination requirements: Schedule 17, item 1



633
Vehicular traffic must not proceed beyond the sign where displayed temporarily by a constable in uniform or by a traffic warden

Item	
1	Regulations: 54
2	Directions: 39(4)
3	Diagrams: None
4	Permitted variants: A red or transparent protective strip, with a visible width not exceeding 6 millimetres, may be applied to the perimeter of the sign
5	Illumination requirements: Schedule 17, item 4

Status: This is the original version (as it was originally made). This item of legislation is currently only available in its original format.

SCHEDULE 2 REGULATORY SIGNS (contd.)



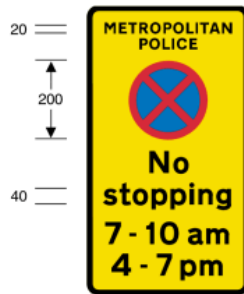
636
Temporary prohibition of waiting except for loading and unloading

Item	
1	Regulations: None
2	Directions: 7, 11
3	Diagrams: 636.1
4	Permitted variants: Schedule 16, item 11 Name of the police force or traffic authority, or the word "Police" or "POLICE" may be added above or below the roundel
5	Illumination requirements: Schedule 17, item 9



636.1
Temporary prohibition of loading and unloading

Item	
1	Regulations: None
2	Directions: 7, 11
3	Diagrams: 636
4	Permitted variants: The legend may be on one line
5	Illumination requirements: Schedule 17, item 9



636.2
Temporary prohibition on stopping during the periods indicated

Item	
1	Regulations: None
2	Directions: 7, 11, 39(4)
3	Diagrams: None
4	Permitted variants: Schedule 16, item 38 The name of the police force may be varied to the appropriate force, "POLICE" or "Police", the name of a traffic authority, or omitted. "No stopping" may be on one line
5	Illumination requirements: Schedule 17, item 9

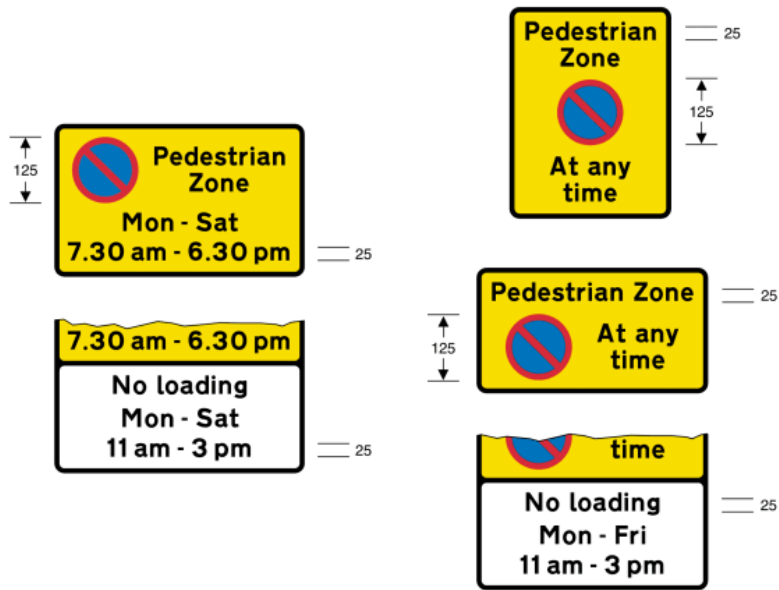


637.1
Continuous prohibition on waiting except loading and unloading on verge or footway

Item	
1	Regulations: None
2	Directions: 7, 11
3	Diagrams: None
4	Permitted variants: Schedule 16, item 11 The sign shown in diagram 642 may be substituted for the symbol of the sign shown in diagram 636. The words "verge or" or "or footway" may be omitted
5	Illumination requirements: Schedule 17, item 9

Status: This is the original version (as it was originally made). This item of legislation is currently only available in its original format.

SCHEDULE 2 REGULATORY SIGNS (contd.)



637.2
Prohibition on waiting (and loading and unloading)
in a pedestrian zone
(Alternative types)

Item	
1	Regulations: None
2	Directions: 7, 11, 24(3), 24(4), 25
3	Diagrams: 618.3, 618.3A, 1017, 1018.1, 1019, 1020.1
4	Permitted variants: Schedule 16, item 38 The panels indicating the prohibition of loading and unloading may be varied to diagram 638
5	Illumination requirements: Schedule 17, item 9

Status: This is the original version (as it was originally made). This item of legislation is currently only available in its original format.

SCHEDULE 2 REGULATORY SIGNS (contd.)



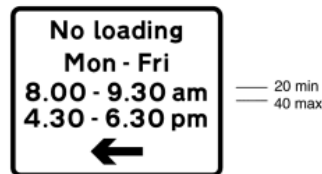
637.3
Continuous prohibition on waiting except for loading and unloading for at least 4 consecutive months

Item	
1	Regulations: None
2	Directions: 7, 11, 24(1), 24(2)
3	Diagrams: 1018.1
4	Permitted variants: Schedule 16, item 11 "1 May - 30 Sept" may be varied to any period of not less than 4 consecutive months
5	Illumination requirements: Schedule 17, item 9



638
Continuous prohibition on loading and unloading

Item	
1	Regulations: None
2	Directions: 7, 11, 24(1), 25
3	Diagrams: 1020.1
4	Permitted variants: Schedule 16, item 11
5	Illumination requirements: Schedule 17, item 9



638.1
Loading and unloading prohibited during the periods and in the direction indicated

Item	
1	Regulations: None
2	Directions: 7, 11, 24(1), 25
3	Diagrams: 1019
4	Permitted variants: Schedule 16, items 13, 14, 38
5	Illumination requirements: Schedule 17, item 9



639
Waiting prohibited except for loading and unloading during the period and in the direction indicated

Item	
1	Regulations: None
2	Directions: 7, 11, 24(1), 24(2), 25
3	Diagrams: 1017
4	Permitted variants: Schedule 16, items 13, 14, 38 The relative positions of the "no waiting" symbol and other legend may be as shown in the upper panel of either diagram 639.1B or 640
5	Illumination requirements: Schedule 17, item 9

Status: This is the original version (as it was originally made). This item of legislation is currently only available in its original format.

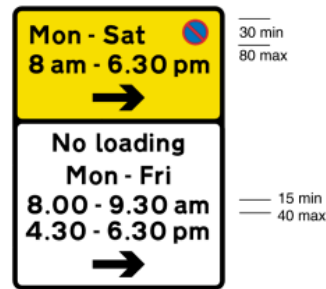
SCHEDULE 2 REGULATORY SIGNS (contd.)



639.1B

Waiting prohibited during the periods indicated on the upper panel and restrictions on waiting during the period indicated on the lower panel

Item	
1	Regulations: 24
2	Directions: 7, 11, 24(1), 25
3	Diagrams: 661.4, 857.1, 1017, 1019, 1028.3, 1028.4, 1032, 1033
4	Permitted variants: Schedule 16, items 11, 38, 39 The relative positions of the "no waiting" symbol and other legend in the upper panel may be as shown in diagram 639 or in the upper panel of diagram 640. The upper panel may be varied to diagram 650.2 or 650.3. The lower panel may be varied in a similar manner to diagram 661.1 or varied to diagram 660, 660.3, 660.4, 660.5, 660.6, 660.7, 661A, 661.2A, 661.3A or 662. The sign shown in diagram 638.1 may be added as a middle panel with the size of the legend as shown for diagram 639.1B
5	Illumination requirements: Schedule 17, item 9



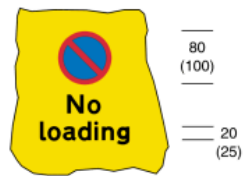
640

Waiting prohibited during the period and in the direction indicated on the upper panel and loading and unloading prohibited during the periods and in the direction indicated on the lower panel

Item	
1	Regulations: None
2	Directions: 7, 11, 24(1), 24(2), 25
3	Diagrams: 1017, 1018.1, 1019, 1020.1, 1028.2
4	Permitted variants: Schedule 16, items 13, 14, 38 The relative positions of the "no waiting" symbol and other legend in the upper panel may be as shown in diagram 639 or in the upper panel of diagram 639.1B. The upper panel may be varied to diagram 637.3 or 650.3 with the size of the symbol and legend as shown for diagram 640. The lower panel may be varied to diagram 638 with the size of the legend as shown for diagram 640
5	Illumination requirements: Schedule 17, item 9

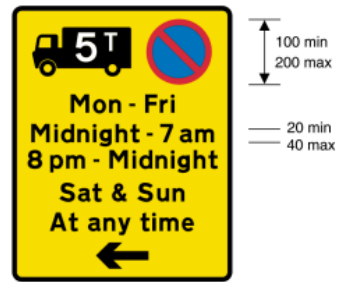
Status: This is the original version (as it was originally made). This item of legislation is currently only available in its original format.

SCHEDULE 2 REGULATORY SIGNS (contd.)



640.1
Waiting, loading and unloading prohibited at a parking place where parking is temporarily suspended (Indication on parking meter cover)

Item	
1	Regulations: None
2	Directions: None
3	Diagrams: None
4	Permitted variants: "during meter control" may be added. "No loading" may be omitted
5	Illumination requirements: Schedule 17, item 9



640.2A
Waiting by goods vehicles over maximum gross weight shown prohibited during the periods and in the direction indicated

Item	
1	Regulations: 4, 24
2	Directions: 7
3	Diagrams: None
4	Permitted variants: Schedule 16, items 13, 14, 38 "5T" may be varied to "7.5T". The bus symbol shown in diagram 952 may be added below or substituted for the lorry symbol. When the arrow points to the right the relative positions of the lorry or bus symbol and the no waiting roundel shall be reversed and the lorry or bus symbol (with a window substituted for the door) shall face to the right
5	Illumination requirements: Schedule 17, item 9

Status: This is the original version (as it was originally made). This item of legislation is currently only available in its original format.

SCHEDULE 2 REGULATORY SIGNS (contd.)



640.3
Entrance to a designated off-highway loading area in which waiting restrictions apply

Item	
1	Regulations: None
2	Directions: 7
3	Diagrams: None
4	Permitted variants: Schedule 16, item 38
5	Illumination requirements: Schedule 17, item 9



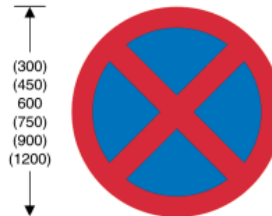
640.4
Waiting prohibited in a designated off-highway loading area during the period indicated except by permitted vehicles

Item	
1	Regulations: None
2	Directions: 7
3	Diagrams: None
4	Permitted variants: Schedule 16, item 38
5	Illumination requirements: Schedule 17, item 9



640.5
End of designated off-highway loading area in which waiting restrictions apply

Item	
1	Regulations: None
2	Directions: 7
3	Diagrams: None
4	Permitted variants: None
5	Illumination requirements: Schedule 17, item 9



642
No stopping on main carriageway

Item	
1	Regulations: 12(7)
2	Directions: 7, 8, 11, 21(1)
3	Diagrams: 570, 645
4	Permitted variants: None
5	Illumination requirements: Schedule 17, items 1, 4

Status: This is the original version (as it was originally made). This item of legislation is currently only available in its original format.

SCHEDULE 2 REGULATORY SIGNS (contd.)



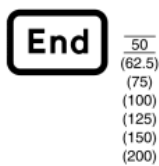
642.2A
No stopping on the road marking shown in diagram 1027.1 during the period indicated

Item	
1	Regulations: None
2	Directions: 7, 22(3), 24(1)
3	Diagrams: 1027.1
4	Permitted variants: Schedule 16, item 38 The "no stopping" symbol may be placed centrally above the top line of legend
5	Illumination requirements: Schedule 17, item 4



642.3
No stopping in lay-by except in emergency

Item	
1	Regulations: None
2	Directions: 7, 24(1)
3	Diagrams: 1018.1, 2713.1, 2714, 2715
4	Permitted variants: None
5	Illumination requirements: Schedule 17, item 4

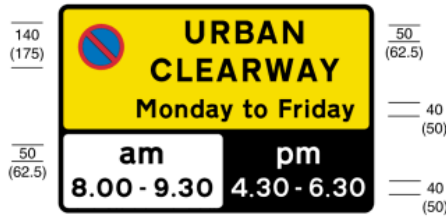


645
End of restriction or prohibition conveyed by associated sign or, when used with the sign shown in diagram 7001, end of all restrictions or prohibitions associated with road works

Item	
1	Regulations: 12(7)
2	Directions: 10(1), 10(3), 20(1), 21(1)
3	Diagrams: 614, 615, 632, 642, 811, 7001
4	Permitted variants: None
5	Illumination requirements: Schedule 17, item 8

Status: This is the original version (as it was originally made). This item of legislation is currently only available in its original format.

SCHEDULE 2 REGULATORY SIGNS (contd.)



646
No stopping during periods indicated except for so long as may be necessary for the purpose of picking up or setting down passengers

Item	
1	Regulations: None
2	Directions: 7, 8, 11
3	Diagrams: None
4	Permitted variants: Schedule 16, item 38
5	Illumination requirements: Schedule 17, item 4



647
End of restriction on stopping

Item	
1	Regulations: None
2	Directions: 7, 10(1)
3	Diagrams: None
4	Permitted variants: None
5	Illumination requirements: Schedule 17, item 4



650.1
Prohibition on stopping by vehicles other than taxis during the period indicated

Item	
1	Regulations: None
2	Directions: 7, 11, 24(1), 24(2), 25
3	Diagrams: 857.1, 1028.2
4	Permitted variants: Schedule 16, items 11, 38 "taxis" may be varied to "ambulances" or "police vehicles"
5	Illumination requirements: Schedule 17, item 4

Status: This is the original version (as it was originally made). This item of legislation is currently only available in its original format.

SCHEDULE 2 REGULATORY SIGNS (contd.)



650.2
Prohibition on waiting by vehicles other than taxis during the period indicated

Item	
1	Regulations: None
2	Directions: 7, 11, 24(1), 25
3	Diagrams: 857.1, 1028.2
4	Permitted variants: Schedule 16, items 11, 38 Same as diagram 650.1
5	Illumination requirements: Schedule 17, item 9



650.3
Continuous prohibition on waiting by vehicles with an exemption for taxis during the period indicated

Item	
1	Regulations: None
2	Directions: 7, 11, 24(1), 25
3	Diagrams: 857.1, 1017, 1018.1, 1028.2
4	Permitted variants: Schedule 16, items 11, 38 Same as diagram 650.1. Where "At any time" is varied to another time of day, the relative positions of the "no waiting" symbol and legend may be as shown in the upper panel of either diagram 639.1B or 640
5	Illumination requirements: Schedule 17, item 9

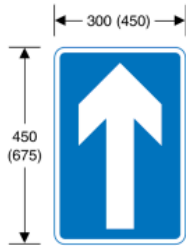


651
Use of verge maintained in mown or ornamental condition by specified traffic prohibited

Item	
1	Regulations: None
2	Directions: 7, 42(1), 42(4)
3	Diagrams: None
4	Permitted variants: Schedule 16, item 11 The word "animals" or the diagram 625.1 symbol and the word "pedestrians" may be omitted, or this symbol and both these words may be omitted
5	Illumination requirements: Schedule 17, item 9

Status: This is the original version (as it was originally made). This item of legislation is currently only available in its original format.

SCHEDULE 2 REGULATORY SIGNS (contd.)



652
One-way traffic

Item	
1	Regulations: None
2	Directions: 7
3	Diagrams: None
4	Permitted variants: None
5	Illumination requirements: Schedule 17, item 1



660
Parking place reserved for permit holders

Item	
1	Regulations: None
2	Directions: 7, 11, 24(1), 25
3	Diagrams: 1028.3, 1028.4, 1032, 1033
4	Permitted variants: Schedule 16, items 11, 38, 39 "Permit holders only" may be varied to: 1. "Card holders only" 2. "Doctor permit holders only" 3. "Large or slow vehicles only" 4. "Business permit holders only" 5. "Resident permit holders only"
5	Illumination requirements: Schedule 17, item 9



660.3
Parking place reserved for holders of residents' permits

Item	
1	Regulations: None
2	Directions: 7, 11, 24(1), 25
3	Diagrams: 1028.4, 1032, 1033
4	Permitted variants: Schedule 16, items 11, 38, 39 "Resident permit holders only" may be varied to: 1. "Permit holders only" 2. "Doctor permit holders only" 3. "Business permit holders only"
5	Illumination requirements: Schedule 17, item 9

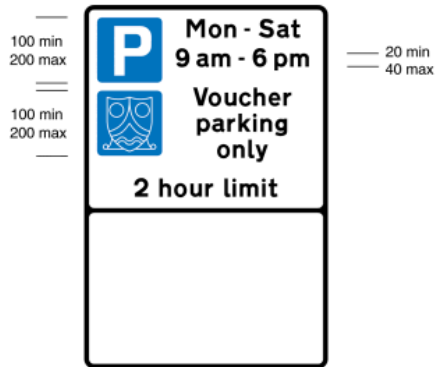
Status: This is the original version (as it was originally made). This item of legislation is currently only available in its original format.

SCHEDULE 2 REGULATORY SIGNS (contd.)



660.4
Part of the carriageway reserved
for loading and unloading

Item	
1	Regulations: None
2	Directions: 7, 11, 24(1), 25
3	Diagrams: 1028.3, 1032, 1033
4	Permitted variants: Schedule 16, items 11, 28, 38, 39 "Loading only" may be varied to "Goods vehicles loading only"
5	Illumination requirements: Schedule 17, item 9

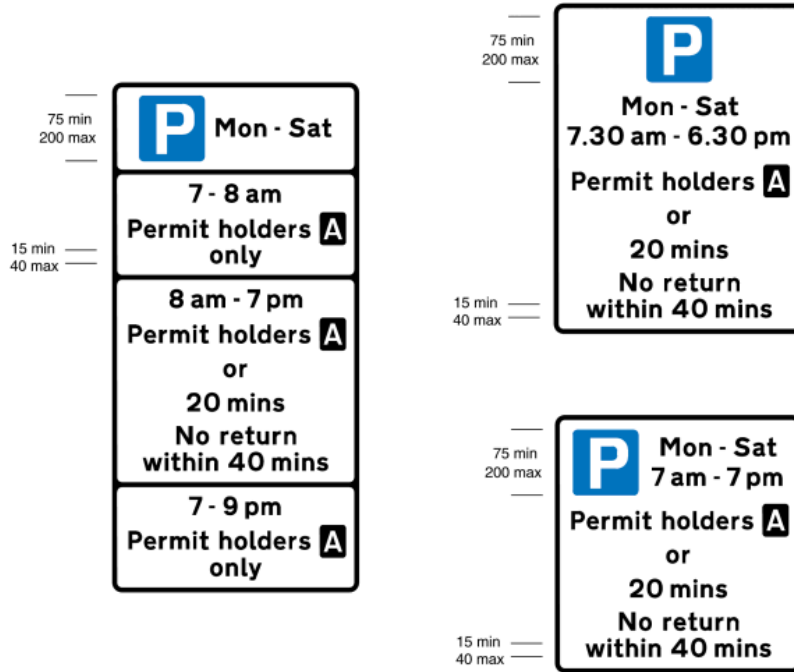


660.5
Parking place reserved for voucher parking
during the period indicated

Item	
1	Regulations: None
2	Directions: 7, 11, 24(1), 25
3	Diagrams: 1028.4, 1032, 1033
4	Permitted variants: Schedule 16, items 11, 38, 39 The words "and resident permits", "and business permits" or "and permits" may be inserted after "Voucher parking". The voucher parking symbol is to be varied to correspond with the design on the approved voucher within the size shown. Information on the voucher parking scheme may be shown in the lower panel. The lower panel may be omitted
5	Illumination requirements: Schedule 17, item 9

Status: This is the original version (as it was originally made). This item of legislation is currently only available in its original format.

SCHEDULE 2 REGULATORY SIGNS (contd.)

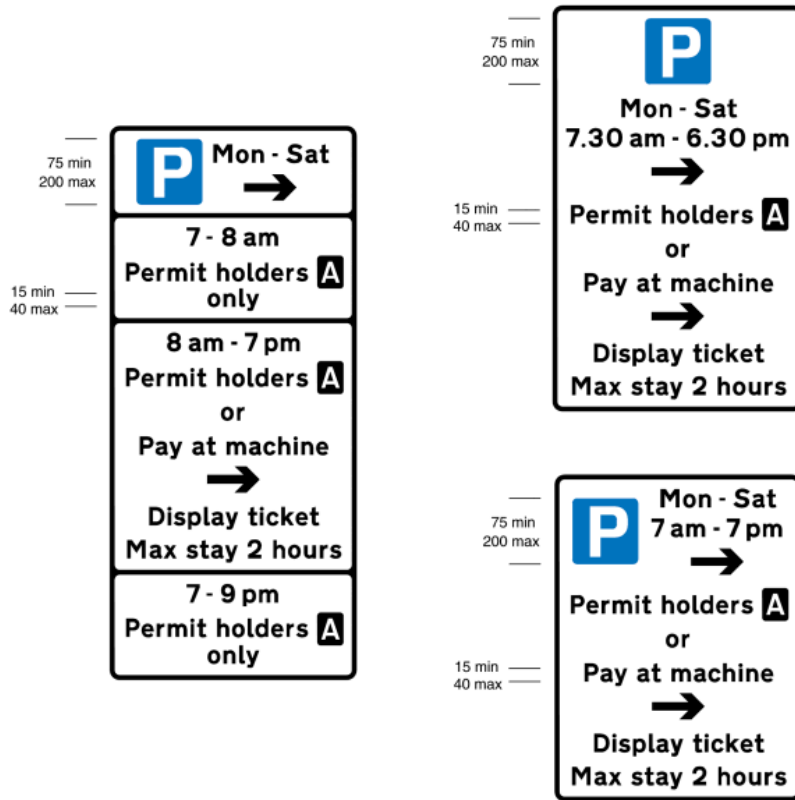


660.6
 Parking place for permit holders with limited waiting permitted by others at specified times (Alternative types)

Item	
1	Regulations: None
2	Directions: 7, 11, 24(1), 25
3	Diagrams: 1028.4, 1032, 1033
4	Permitted variants: Schedule 16, items 11, 38, 39 "Permit holders" may be varied to "Resident permit holders", "Business permit holders", "Doctor permit holders" or "Card holders". The number of panels in the left hand diagram may be varied. Each panel in the left hand diagram, other than the top panel, shall be in the form shown in the second or third panels from the top. In the third panel from the top, the legend "Permit holders A or" may be omitted. Where the "P" symbol only is shown in the top panel of the left hand diagram, it shall be centred horizontally on the sign
5	Illumination requirements: Schedule 17, item 9

Status: This is the original version (as it was originally made). This item of legislation is currently only available in its original format.

SCHEDULE 2 REGULATORY SIGNS (contd.)



660.7
 Parking place for permit holders with paid limited waiting permitted by others at specified times (Alternative types)

Item	
1	Regulations: None
2	Directions: 7, 24(1), 25
3	Diagrams: 661.4, 1028.4, 1032, 1033
4	Permitted variants: Schedule 16, items 13, 14, 38, 39 Same as diagram 660.6. The arrow below the legend "Pay at machine" may be replaced by the legend "across road" or "opposite", or, when the arrow at the top of the sign is omitted, replaced by two horizontal arrows pointing in opposite directions
5	Illumination requirements: Schedule 17, item 9

Status: This is the original version (as it was originally made). This item of legislation is currently only available in its original format.

SCHEDULE 2 REGULATORY SIGNS (contd.)



661A
Parking place reserved for disabled badge holders

Item	
1	Regulations: None
2	Directions: 7, 11, 24(1), 25
3	Diagrams: 1028.3, 1032, 1033
4	Permitted variants: Schedule 16, items 11, 38, 39
5	Illumination requirements: Schedule 17, item 9



661.1
Restrictions on length of waiting time and return period

Item	
1	Regulations: 24
2	Directions: 7, 11, 24(1), 25
3	Diagrams: 1028.3, 1028.4, 1032, 1033
4	Permitted variants: Schedule 16, items 11, 38, 39 The "P" symbol may be placed centrally above the top line of legend. The car symbol shown in diagram 804.2, the motor cycle symbol shown in diagram 804.4 or the bus symbol shown in diagram 952 may be added. When an arrow pointing to the right is added to the sign, the car, motor cycle or bus symbol (with a window substituted for the door) shall face to the right
5	Illumination requirements: Schedule 17, item 9



661.2A
'Pay and Display' ticket-regulated parking place

Item	
1	Regulations: None
2	Directions: 7, 24(1), 25
3	Diagrams: 661.4, 1028.4, 1032, 1033
4	Permitted variants: Schedule 16, items 13, 38, 39 The arrow may be replaced by the legend "across road" or "opposite". A second arrow pointing in the opposite direction may be added
5	Illumination requirements: Schedule 17, item 9



661.3A
Location of 'Pay and Display' ticket machine

Item	
1	Regulations: None
2	Directions: 7, 24(1), 25
3	Diagrams: 661.4, 1028.4, 1032, 1033
4	Permitted variants: Schedule 16, items 38, 39
5	Illumination requirements: Schedule 17, item 9

Status: This is the original version (as it was originally made). This item of legislation is currently only available in its original format.

SCHEDULE 2 REGULATORY SIGNS (contd.)



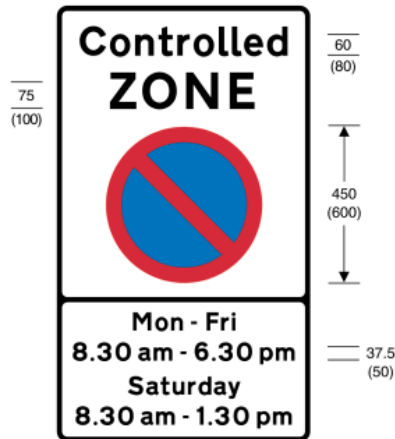
661.4
Drivers must obtain and display parking tickets
(Alternative types)

Item	
1	Regulations: None
2	Directions: 7
3	Diagrams: 639.1B, 660.7, 661.2A, 661.3A
4	Permitted variants: Schedule 16, item 39
5	Illumination requirements: Schedule 17, item 9



662
Period during which waiting is limited and display
of a disc is required at a parking place in a disc zone

Item	
1	Regulations: None
2	Directions: 7, 11, 24(1), 25
3	Diagrams: 1028.4, 1032, 1033
4	Permitted variants: Schedule 16, items 11, 38, 39 "Disc" may be varied to "Ticket"
5	Illumination requirements: Schedule 17, item 9

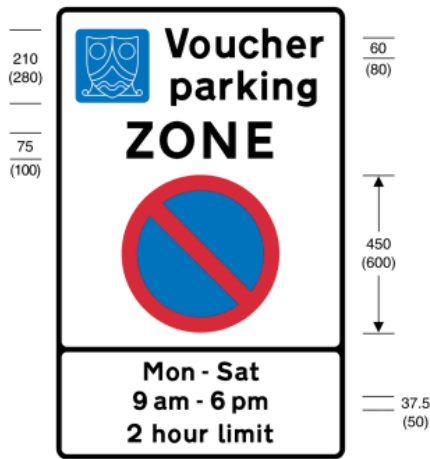


663
Entrance to a controlled parking zone

Item	
1	Regulations: 4
2	Directions: 7, 8, 25(2), 26
3	Diagrams: 1017, 1018.1, 1019, 1020.1
4	Permitted variants: Schedule 16, items 38, 39 "Controlled" may be varied to: 1. "Meter" 2. "Disc" 3. "Ticket" 4. "Disc and Meter" 5. "Ticket and Meter" 6. "Pay and Display" The legend "No loading" may be added beneath the no waiting roundel. The lower panel shall be omitted where the restrictions apply at all times
5	Illumination requirements: Schedule 17, item 4

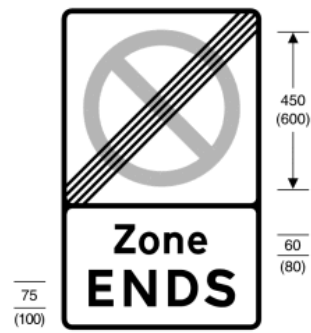
Status: This is the original version (as it was originally made). This item of legislation is currently only available in its original format.

SCHEDULE 2 REGULATORY SIGNS (contd.)



663.1
Entrance to a voucher parking zone

Item	
1	Regulations: 4
2	Directions: 7, 8, 25(2), 26
3	Diagrams: 1017, 1018.1, 1019, 1020.1, 1028.4, 1032, 1033
4	Permitted variants: Schedule 16, items 38, 39 The voucher parking symbol is to be varied to correspond with the design on the approved voucher within the size shown. "Voucher parking" may be varied to "Voucher parking and Meter" or "Voucher parking and Ticket". "No loading" may be added below the no waiting roundel
5	Illumination requirements: Schedule 17, item 4




664
End of controlled or voucher parking zone

Item	
1	Regulations: None
2	Directions: 7, 10(1), 26
3	Diagrams: None
4	Permitted variants: None
5	Illumination requirements: Schedule 17, item 4

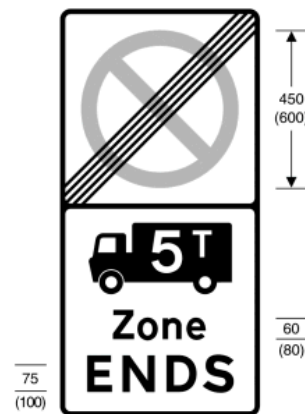
Status: This is the original version (as it was originally made). This item of legislation is currently only available in its original format.

SCHEDULE 2 REGULATORY SIGNS (contd.)



665
Entrance to a controlled parking zone applying to goods vehicles over maximum gross weight shown

Item	
1	Regulations: 4, 24
2	Directions: 7, 8, 26
3	Diagrams: None
4	Permitted variants: Schedule 16, item 38 "5T" may be varied to "7.5T". The bus symbol shown in diagram 952 may be added below or substituted for the lorry symbol
5	Illumination requirements: Schedule 17, item 4



666
End of a controlled parking zone applying to goods vehicles over maximum gross weight shown

Item	
1	Regulations: 24
2	Directions: 7, 10(1), 26
3	Diagrams: None
4	Permitted variants: "5T" may be varied to "7.5T". The bus symbol shown in diagram 952 may be added below or substituted for the lorry symbol
5	Illumination requirements: Schedule 17, item 4

Status: This is the original version (as it was originally made). This item of legislation is currently only available in its original format.

SCHEDULE 2 REGULATORY SIGNS (contd.)



667
Vehicles may be parked partially on the verge or footway

Item	
1	Regulations: None
2	Directions: 7, 8, 25
3	Diagrams: 1028.4
4	Permitted variants: Schedule 16, item 11 The symbol of the car on the footway may be reversed in a mirror image
5	Illumination requirements: Schedule 17, item 9



667.1
Vehicles may be parked partially on the verge or footway during the period indicated

Item	
1	Regulations: None
2	Directions: 7, 8, 25
3	Diagrams: 1028.4
4	Permitted variants: Schedule 16, items 11, 38 The symbol of the car on the footway may be reversed in a mirror image. "In marked bays" may be added to or substituted for the times shown in the lower panel
5	Illumination requirements: Schedule 17, item 9



667.2
End of area where vehicles may be parked partially on the verge or footway

Item	
1	Regulations: None
2	Directions: 7, 10(1)
3	Diagrams: None
4	Permitted variants: Schedule 16, item 11 The symbol of the car on the footway may be reversed in a mirror image
5	Illumination requirements: Schedule 17, item 9

Status: This is the original version (as it was originally made). This item of legislation is currently only available in its original format.

SCHEDULE 2 REGULATORY SIGNS (contd.)



668
Vehicles may be parked wholly on the verge or footway

Item	
1	Regulations: None
2	Directions: 7, 8, 25
3	Diagrams: 1028.4
4	Permitted variants: Schedule 16, item 11 The symbol of the car on the footway may be reversed in a mirror image
5	Illumination requirements: Schedule 17, item 9



668.1
Vehicles may be parked wholly on the verge or footway during the period indicated

Item	
1	Regulations: None
2	Directions: 7, 8, 25
3	Diagrams: 1028.4
4	Permitted variants: Schedule 16, items 11, 38 The symbol of the car on the footway may be reversed in a mirror image. "In marked bays" may be added to or substituted for the times shown in the lower panel
5	Illumination requirements: Schedule 17, item 9




668.2
End of area where vehicles may be parked wholly on the verge or footway

Item	
1	Regulations: None
2	Directions: 7, 10(1)
3	Diagrams: None
4	Permitted variants: Schedule 16, item 11 The symbol of the car on the footway may be reversed in a mirror image
5	Illumination requirements: Schedule 17, item 9

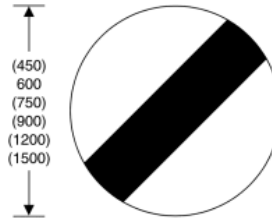
Status: This is the original version (as it was originally made). This item of legislation is currently only available in its original format.

SCHEDULE 2 REGULATORY SIGNS (contd.)




670
Maximum speed limit in miles per hour

Item	
1	Regulations: 58(6), 58(7)
2	Directions: 7, 8, 9, 10(3), 11, 18(1)
3	Diagrams: 1065
4	Permitted variants: Schedule 16, item 1
5	Illumination requirements: Schedule 17, items 10, 11



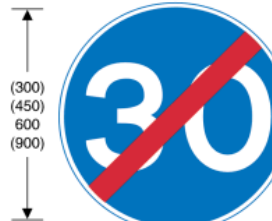
671
National speed limits apply

Item	
1	Regulations: None
2	Directions: 7, 10, 11(5)
3	Diagrams: None
4	Permitted variants: None
5	Illumination requirements: Schedule 17, items 10, 11



672
Minimum speed limit in miles per hour

Item	
1	Regulations: None
2	Directions: 7, 8, 11
3	Diagrams: None
4	Permitted variants: Schedule 16, item 1
5	Illumination requirements: Schedule 17, items 10, 11

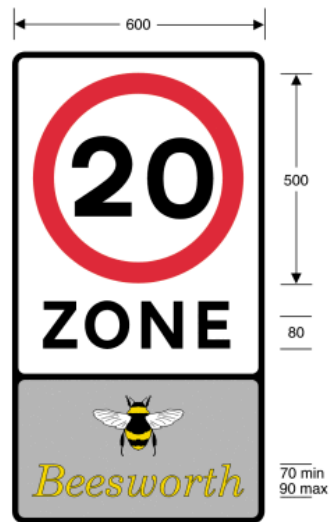


673
End of a minimum speed limit

Item	
1	Regulations: None
2	Directions: 7, 10(1), 10(4)
3	Diagrams: None
4	Permitted variants: Schedule 16, item 1
5	Illumination requirements: Schedule 17, items 10, 11

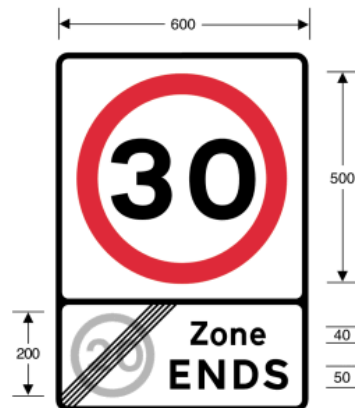
Status: This is the original version (as it was originally made). This item of legislation is currently only available in its original format.

SCHEDULE 2 REGULATORY SIGNS (contd.)



674
Entrance to a 20 mph speed limit zone

Item	
1	Regulations: 13(2), 13(4)
2	Directions: 7, 8, 9, 11(3), 16, 18(1)
3	Diagrams: 1065
4	Permitted variants: Schedule 16, item 19 The place name may be omitted or varied to a road safety slogan. The bottom panel may be omitted. The symbol or pictogram may be varied or omitted. The place name may be in any style of lettering. Any contrasting colours except red may be used for the place name and the background of that part of the sign. Advertising material or political slogans must not be included on the sign
5	Illumination requirements: Schedule 17, item 11



675
End of a 20 mph speed limit zone

Item	
1	Regulations: None
2	Directions: 7, 9, 10
3	Diagrams: None
4	Permitted variants: Schedule 16, item 1 The upper part of the sign may be replaced by a roundel in the form of diagram 671 against a grey background
5	Illumination requirements: Schedule 17, item 11