

This document is meant purely as a documentation tool and the institutions do not assume any liability for its contents

► **B**

COUNCIL DIRECTIVE

of 28 June 1977

on the approximation of the laws of the Member States relating to rear fog lamps for motor vehicles and their trailers

(77/538/EEC)

(OJ L 220, 29.8.1977, p. 60)

Amended by:

	Official Journal		
	No	page	date
► <u>M1</u> Council Directive 87/354/EEC of 25 June 1987	L 192	43	11.7.1987
► <u>M2</u> Commission Directive 89/518/EEC of 1 August 1989	L 265	24	12.9.1989

Amended by:

► <u>A1</u> Act of Accession of Greece	L 291	17	19.11.1979
► <u>A2</u> Act of Accession of Spain and Portugal	L 302	23	15.11.1985

Corrected by:

► **C1** Corrigendum, OJ L 284, 10.10.1978, p. 11 (77/538/EEC)



COUNCIL DIRECTIVE

of 28 June 1977

on the approximation of the laws of the Member States relating to rear fog lamps for motor vehicles and their trailers

(77/538/EEC)

THE COUNCIL OF THE EUROPEAN COMMUNITIES,

Having regard to the Treaty establishing the European Economic Community, and in particular Article 100 thereof,

Having regard to the proposal from the Commission,

Having regard to the opinion of the European Parliament ⁽¹⁾,

Having regard to the opinion of the Economic and Social Committee ⁽²⁾,

Whereas the technical requirements which motor vehicles must satisfy pursuant to national laws relate *inter alia* to their rear fog lamps;

Whereas these requirements differ from one Member State to another; whereas it is therefore necessary that all Member States adopt the same requirements either in addition to or in place of their existing rules, in order, in particular, to allow the EEC type-approval procedure which was the subject of Council Directive 70/156/EEC of 6 February 1970 on the approximation of the laws of the Member States relating to the type-approval of motor vehicles and their trailers ⁽³⁾, to be introduced in respect of each type of vehicle;

Whereas in Directive 76/756/EEC ⁽⁴⁾, the Council laid down the common requirements for the installation of lighting and light-signalling devices on motor vehicles and their trailers;

Whereas a harmonized component type-approval procedure for rear fog lamps makes it possible for each Member State to check compliance with the common construction and testing requirements and to inform the other Member States of its findings by sending a copy of the component type-approval certificate completed for each type of rear fog lamp; whereas the placing of an EEC component type-approval mark on all rear fog lamps manufactured in conformity with the approved type obviates any need for technical checks on these rear fog lamps in the other Member States;

Whereas it is desirable to draft the technical requirements so that they have the same aim as the work being carried out on the subject in the UN Economic Commission for Europe;

Whereas the approximation of national laws relating to motor vehicles entails reciprocal recognition by Member-States of the tests carried out by each of them on the basis of the common requirements,

HAS ADOPTED THIS DIRECTIVE:

Article 1

1. Each Member State shall grant EEC component type-approval for any type of rear fog lamp which satisfies the construction and testing requirements laid down in Annexes 0, II and III.
2. The Member State which has granted EEC component type-approval shall take the measures required in order to verify that production models conform to the approved type, in so far as this is necessary and if need be in cooperation with the competent authorities in the other Member States. Such verification shall be limited to spot checks.

⁽¹⁾ OJ No C 118, 16. 5. 1977, p. 29.

⁽²⁾ OJ No C 114, 11. 5. 1977, p. 2.

⁽³⁾ OJ No L 42, 23. 2. 1970, p. 1.

⁽⁴⁾ OJ No L 262, 27. 9. 1976, p. 1.

▼B*Article 2*

Member States shall for each type of rear fog lamp which they approve pursuant to Article 1, issue to the manufacturer, or to his authorized representative, an EEC component type-approval mark conforming to the model shown in Annex II.

Member States shall take all appropriate measures to prevent the use of marks liable to create confusion between rear fog lamps which have been type-approved pursuant to Article 1, and other devices.

Article 3

1. No Member State may prohibit the placing on the market of rear fog lamps on grounds relating to their construction or method of functioning if they bear the EEC component type-approval mark.

2. Nevertheless, a Member State may prohibit the placing on the market of rear fog lamps bearing the EEC component type-approval mark which consistently fail to conform to the approved type.

That State shall inform the other Member States and the Commission forthwith of the measures taken, specifying the reasons for its decision.

Article 4

The competent authorities of each Member State shall within one month send to the competent authorities of the other Member States a copy of the component type-approval certificates, an example of which is given in Annex I, completed for each type of rear fog lamp which they approve or refuse to approve.

Article 5

1. If the Member State which has granted EEC component type-approval finds that a number of rear fog lamps bearing the same EEC component type-approval mark do not conform to the type which it has approved, it shall take the necessary measures to ensure that production models conform to the approved type. The competent authorities of that State shall advise those of the other Member States of the measures taken which may, where there is consistent failure to conform, extend to withdrawal of EEC component type-approval. The said authorities shall take the same measures if they are informed by the competent authorities of another Member State of such failure to conform.

2. The competent authorities of Member States shall inform each other within one month of any withdrawal of EEC component type-approval, and of the reasons for such a measure.

Article 6

Any decision taken pursuant to the provisions adopted in implementation of this Directive, to refuse or withdraw EEC component type-approval for a rear fog lamp or prohibit its placing on the market or use shall set out in detail the reasons on which it is based. Such decision shall be notified to the party concerned, who shall at the same time be informed of the remedies available to him under the laws in force in the Member States and of the time limits allowed for the exercise of such remedies.

Article 7

No Member State may refuse to grant EEC type-approval or national type-approval of any vehicle on grounds relating to its rear fog lamps if these bear the EEC component type-approval mark and are fitted in accordance with the requirements laid down in Directive 76/756/EEC.

Article 8

No Member State may refuse or prohibit the sale, registration, entry into service or use of any vehicle on grounds relating to its rear fog lamps if

▼B

these bear the EEC component type-approval mark and are fitted in accordance with the requirements laid down in Directive 76/756/EEC.

Article 9

For the purposes of this Directive, 'vehicle' means any motor vehicle intended for use on the road, with or without bodywork, having at least four wheels and a maximum design speed exceeding 25 km/h, and its trailers, with the exception of vehicles which run on rails, agricultural or forestry tractors and machinery and public works vehicles.

Article 10

Any amendments necessary to adjust the requirements of the Annexes to take account of technical progress shall be adopted in accordance with the procedure laid down in Article 13 of Directive 70/156/EEC.

Article 11

1. Member States shall bring into force the provisions needed in order to comply with this Directive within 18 months of its notification and shall forthwith inform the Commission thereof.
2. Member States shall ensure that the texts of the main provisions of national law which they adopt in the field covered by this Directive are communicated to the Commission.

Article 12

This Directive is addressed to the Member States.

▼B**LIST OF ANNEXES**

ANNEX 0:	Definitions, general specifications, intensity of light emitted, test procedure, heat resistance test, colour of light emitted, conformity of production
ANNEX I:	Model EEC component type-approval certificate
ANNEX II:	EEC component type-approval and marking requirements
ANNEX III:	Photometric measurements

▼B

ANNEX 0

DEFINITIONS, GENERAL SPECIFICATIONS, INTENSITY OF LIGHT EMITTED, TEST PROCEDURE, HEAT RESISTANCE TEST, COLOUR OF LIGHT EMITTED, CONFORMITY OF PRODUCTION**▼M2**

1. DEFINITIONS

1.1. The definitions set out in Directive 76/756/EEC of:

- rear fog lamp,
- lamp,
- light source with regard to filament lamps,
- independent lamps,
- grouped lamps,
- combined lamps,
- reciprocally incorporated lamps,
- device,
- illuminating surface of a signalling lamp other than a reflex reflector,
- apparent surface,
- light-emitting surface,
- axis of reference,
- centre of reference,
- single lamp,

shall apply to this Directive.

▼B

►M2 1.2. ◀ ‘*Type of rear fog lamp*’ means rear fog lamps which do not differ in such essential respects as:

- M2 1.2.1. ◀ the trade name or mark;
- M2 1.2.2. ◀ the characteristics of the optical system;
- M2 1.2.3. ◀ the inclusion of components capable of altering the optical effects by reflection, refraction or absorption;
- M2 1.2.4. ◀ the type of filament lamp.

2. GENERAL SPECIFICATIONS

- 2.1. Each sample referred to in 1.2.3 of Annex II shall conform to the specifications set forth in the sections below.
- 2.2. The rear fog lamps shall be so designed and constructed that under normal conditions of use, notwithstanding any vibration to which they may be subjected during such use, their satisfactory operation remains assured and they retain the characteristics prescribed by this Directive.

3. INTENSITY OF LIGHT EMITTED

- 3.1. The light emitted by each of the two samples referred to in 1.2.3 of Annex II, having met the requirements of 5 below, shall be of not less than the minimum intensity and of not more than the maximum intensity specified below and shall be measured in relation to the axis of reference in the directions shown below (expressed in degrees from the axis of reference).
- 3.2. The intensity along the H and V axes, between 10° to the left and 10° to the right and between 5° up and 5° down, shall not be less than 150 cd. The intensity between the axes shall not be less than 75 cd.
- 3.3. The intensity of the light emitted in all directions in which the light can be observed shall not exceed 300 cd.

▼M2

- 3.4. The illuminating surface of the lamp shall not exceed 140 cm².

▼B

- 3.5. Annex III gives particulars of the measurement methods to be used.

▼B

4. TEST PROCEDURE

All measurements shall be carried out with a colourless standard filament lamp of the type recommended for the rear fog lamp and so regulated as to produce the normal luminous flux prescribed for this type of lamp.

5. HEAT RESISTANCE TEST

5.1. The lamp shall be subjected to a one-hour test of continuous operation following a warm-up period of 20 minutes. The ambient temperature shall be 23 ± 5 °C. The filament lamp used shall be of the category recommended for the lamp, and shall be supplied with current at a voltage such that it gives the specified average power at the corresponding test voltage.

5.2. Where only the maximum power is specified, the test shall be carried out by regulating the voltage to obtain a power equal to 90 % of the specified power. The average or maximum power specified above shall in all cases be chosen from the voltage range of 6, 12 or 24 V at which it reaches the highest value.

5.3. After the lamp has been stabilized at the ambient temperature, no distortion, deformation, cracking or colour modification shall be perceptible.

6. COLOUR OF LIGHT EMITTED

The device must emit a red light. The colour of the light emitted, measured by using a source of light at a colour temperature of **►M2** 2 856 K **◄**, corresponding to illuminant A of the International Commission on Illumination (CIE), must be within the limits of the following trichromatic coordinates:

limit towards yellow: $y \leq 0.335$

limit towards purple: $z \leq 0.008$.

7. CONFORMITY OF PRODUCTION

Every rear fog lamp being an EEC component type-approval mark must conform to the type approved and comply with the photometric conditions specified in 3 and 6. Nevertheless, in the case of a rear fog lamp picked at random from series production, the requirements as to minimum intensity of the light emitted (measured with a standard filament lamp as referred to in 4) may be limited in each relevant direction to 80 % of the minimum value specified in 3.

▼B

ANNEX I

MODEL EEC COMPONENT TYPE-APPROVAL CERTIFICATE

(Maximum format: A4 (210 × 297 mm))

Name of administration

Notification concerning the granting, refusal or withdrawal of EEC component type-approval for a type of rear fog lamp

- EEC component type-approval No
- 1. Type of rear fog lamp
- 2. Type(s) of filament lamp(s)
- 3. Trade name or mark of the rear fog lamp
- 4. Name and address of manufacturer
- 5. If applicable, name and address of manufacturer's authorized representative
- 6. Submitted for EEC component type-approval on
- 7. Technical service conducting EEC component type-approval tests
- 8. Date of report issued by that service
- 9. Number of report issued by that service
- 10. Date of granting/refusal/withdrawal of EEC component type-approval ⁽¹⁾
- 11. Single EEC component type-approval granted on the basis of 3.3 of Annex II for a lighting and light-signalling device comprising several lamps, and in particular
- 12. Date of granting/refusal/withdrawal of single EEC component type-approval ⁽¹⁾
- 13. Place
- 14. Date
- 15. Signature
- 16. The attached drawing No shows the geometrical position in which the rear fog lamp is to be mounted on the vehicle, and the axis of reference and centre of reference of the rear fog lamp.
- 17. Remarks

⁽¹⁾ Delete where inapplicable.

▼B*ANNEX II***EEC COMPONENT TYPE-APPROVAL AND MARKING REQUIREMENTS****1. APPLICATION FOR EEC COMPONENT TYPE-APPROVAL**

- 1.1. The application for EEC component type-approval shall be submitted by the holder of the trade name or mark or by his authorized representative.
- 1.2. For each type of rear fog lamp, the application shall be accompanied by:
 - 1.2.1. a brief technical description stating, in particular, the type(s) of filament lamp(s) recommended, which must comply with the specifications of ►**C1** the International Electrotechnical Commission (IEC); ◀

▼M2

- 1.2.2. drawings (three copies) in sufficient detail to permit identification of the type and showing, geometrically, the position in which the device is to be mounted on the vehicle, the axis of observation to be taken as the axis of reference in the tests (horizontal angle $H = 0^\circ$, vertical angle $V = 0^\circ$), the point to be taken as the centre of reference in the said tests, the vertical and horizontal tangents to the illuminating surface and their distance from the centre of reference of the lamp;

▼B

- 1.2.3. two samples; if the rear fog lamp is such that it can be mounted only on one side of the vehicle, the two samples submitted may be identical and be suitable for mounting only on the right or only on the left side of the vehicle;
- 1.2.4. an additional sample to be kept by the laboratory for any subsequent verification which may prove necessary.

2. MARKINGS

- 2.1. The samples of a type of rear fog lamp submitted for EEC component type-approval must bear:
 - 2.1.1. the trade name or mark of the applicant, which must be clearly legible and indelible;
 - 2.1.2. a clearly legible and indelible marking indicating the type(s) of filament lamp(s) recommended;
 - 2.1.3. and incorporate a space large enough to contain the EEC component type-approval mark, including the additional symbols prescribed in 4; this space shall be shown in the drawings mentioned in 1.2.2.

3. EEC COMPONENT TYPE-APPROVAL

- 3.1. If the two samples submitted in accordance with 1.2.3 meet the requirements of Annexes 0, II and III, EEC component type-approval shall be granted and a component type-approval number assigned.
- 3.2. This number shall not be assigned to any other type of rear fog lamp.
- 3.3. Where EEC component type-approval is requested for a type of lighting and light-signalling device comprising a rear fog lamp and other lamps, a single EEC component type-approval ►**M2** number ◀ may be issued provided that the rear fog lamp complies with the requirements of this Directive and that each of the other lamps forming part of the lighting and light-signalling device for which EEC component type-approval is requested, complies with the specific Directive applying to it.

4. MARKS

- 4.1. Every rear fog lamp conforming to a type approved under this Directive shall bear an EEC component type-approval mark.

▼M2

- 4.2. This mark shall consist of a rectangle surrounding the letter 'e' followed by the distinguishing number or letters of the Member State which has granted type-approval:
 - 1 for Germany,
 - 2 for France,
 - 3 for Italy,
 - 4 for the Netherlands,

▼ M2

- 6 for Belgium,
- 9 for Spain,
- 11 for the United Kingdom,
- 13 for Luxembourg,
- 18 for Denmark,
- 21 for Portugal,
- EL for Greece,
- IRL for Ireland.

It must also include the EEC component type-approval number which corresponds to the number of the EEC component type-approval certificate issued for the type of rear fog lamp in question (see Annex I), preceded by two figures indicating the sequence number assigned to the most recent major technical amendment of Council Directive 77/538/EEC, on the date when EEC component type-approval was delivered. For the present Directive, this number is '00'.

▼ B

- 4.3. The EEC component type-approval mark shall be supplemented by an additional symbol 'F'.
- 4.4. The EEC component type-approval number must be placed in any convenient position near the rectangle surrounding the letter 'e'.
- 4.5. The EEC component type-approval mark and the additional symbol must be affixed to the lens of the lamp, or one of the lenses, in such a way as to be indelible and clearly legible even when the rear fog lamp(s) is (are) fitted on the vehicle.

▼ M2

- 4.6. Examples of the EEC component type-approval mark and the additional symbol are shown in Appendix 1.

The component type approval numbers in accordance with appendix 1 to Directive 77/538/EEC, in its initial form i.e. without sequence number '00', may however be retained provided that the technical requirements relating to rear fog lamps are not modified.

- 4.7. Where a single EEC component type-approval number is issued, as under 3.3, for a type of lighting and light-signalling device comprising a rear fog lamp that is grouped, combined or reciprocally incorporated with other lamps, one EEC component type-approval mark only may be affixed, consisting of:
 - a rectangle surrounding the letter 'e' followed by the distinguishing number or letters of the Member State which has granted the type approval,
 - the EEC component type-approval number and, where necessary, the appropriate arrow.
- 4.7.1. This EEC component type-approval mark may be placed anywhere on lamps that are grouped, combined or reciprocally incorporated, provided that:
 - 4.7.1.1. it is visible when the lamps have been installed;
 - 4.7.1.2. no light-transmitting component of the grouped, combined or reciprocally incorporated lamps may be removed without the EEC component type-approval mark being removed at the same time.
 - 4.7.2. The identification symbol for each lamp corresponding to each Directive pursuant to which EEC component type-approval was granted, together with the two figures indicating the sequence number referred to in item 4.2, final indent, above and, where necessary, the additional letter 'D' must be indicated,
 - 4.7.2.1. either on the appropriate light-emitting surface;
 - 4.7.2.2. or in a group, such that each of the grouped, combined or reciprocally incorporated lamps may be clearly identified.

▼ B

- 4.8. The dimensions of the various components of this mark shall not be less than the largest of the minimum dimensions specified for individual markings by the Directives under which the EEC component type-approval was granted.

▼ M2

- 4.9. Examples of an EEC component type-approval mark for a lamp that is grouped, combined or reciprocally incorporated with other lamps are shown in Appendix 2.

▼B

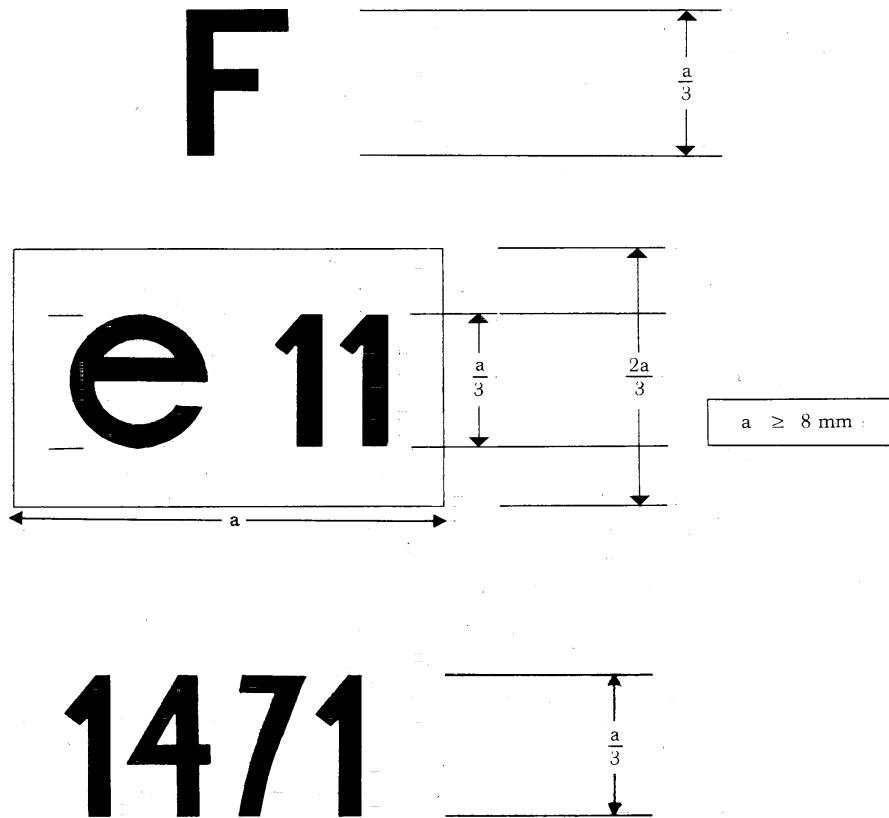
Appendix 1

► M2 Examples ◀ of an EEC component type-approval mark

▼M2

Figure 1

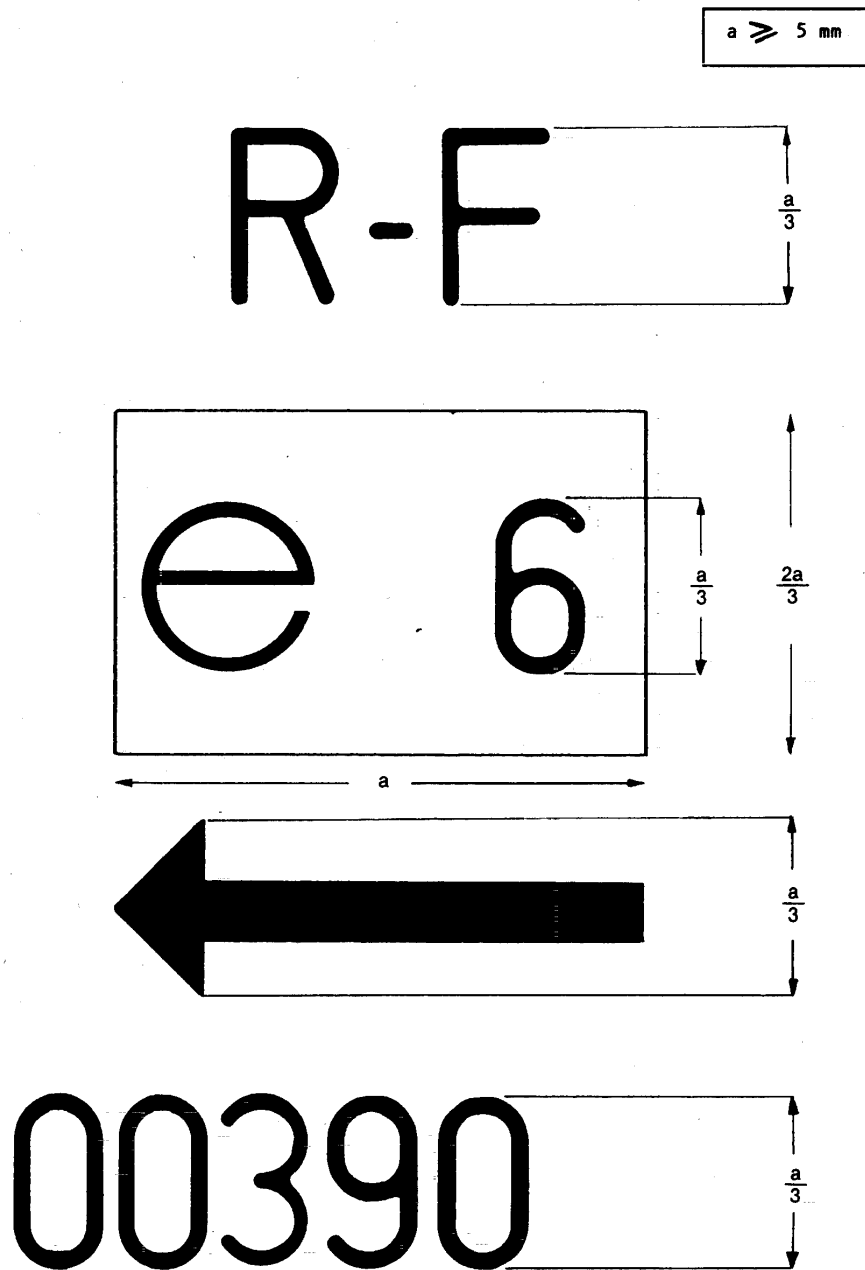
▼B



The device bearing the EEC component type-approval mark shown above is a rear fog lamp EEC type-approved in the United Kingdom (e 11) under the number 1471.

▼M2

Figure 2



The device bearing the EEC component type-approval mark shown above is a device comprising a rear position (side) lamp and a rear fog lamp, EEC type-approved in Belgium (e 6) under the number 00390.

The arrow indicates the side on which the photometric measurements on the rear position (side) lamp are satisfied up to an angle of 80° H .

▼M2

Appendix 2

EXAMPLES OF SIMPLIFIED MARKING FOR GROUPED, COMBINED OR RECIPROCALLY INCORPORATED LAMPS

Model A

<div style="border: 1px dashed black; padding: 5px;"> <p style="text-align: center;">3333</p> <div style="border: 1px solid black; display: inline-block; padding: 2px;">e 4</div> <p style="margin-left: 20px;">→</p> </div>	IA 02	2a 01	R 01
	F 00	AR 00	S1 01

Model B

<div style="border: 1px dashed black; padding: 5px;"> <p style="text-align: center;">3333</p> <div style="border: 1px solid black; display: inline-block; padding: 2px;">e 4</div> <p style="margin-left: 20px;">→</p> </div>	IA 02	2a 01	R 01
	F 00	AR 00	S1 01

Model C

<div style="border: 1px dashed black; padding: 5px;"> <table border="1" style="font-size: small;"> <tr> <td style="text-align: center;">IA 02</td> <td style="text-align: center;">2a 01</td> <td style="text-align: center;">R 01</td> </tr> <tr> <td style="text-align: center;">F 00</td> <td style="text-align: center;">AR 00</td> <td style="text-align: center;">S1 01</td> </tr> </table> <p style="text-align: center; margin-top: 10px;">3333</p> <div style="border: 1px solid black; display: inline-block; padding: 2px;">e 4</div> <p style="margin-left: 20px;">→</p> </div>	IA 02	2a 01	R 01	F 00	AR 00	S1 01			
IA 02	2a 01	R 01							
F 00	AR 00	S1 01							

Note: In the above examples the vertical and horizontal lines depict the general shape of a lamp unit and do not form part of the component type-approval mark.

The three examples of EEC component type-approval marks shown above, namely models A, B and C, represent three possible alternatives for marking a lighting device where two or more lamps form part of the same set of grouped, combined or reciprocally incorporated lamps. They show that the device in question was EEC type-approved in the Netherlands (e 4) under the number 3333 and consists of:

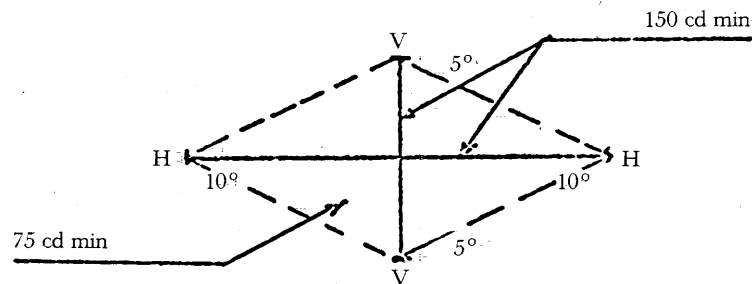
- a class IA reflex reflector, EEC type-approved pursuant to Directive 76/757/EEC;
- a category 2a rear direction indicator, EEC type-approved pursuant to Directive 76/759/EEC;
- a red rear position (side) lamp (R), EEC type-approved pursuant to Directive 76/758/EEC;
- a rear fog lamp (F), EEC type-approved pursuant to this Directive;
- a reversing lamp (AR), EEC type-approved pursuant to Directive 77/539/EEC;
- a stop lamp (S1), EEC type-approved pursuant to Directive 76/758/EEC.

▼B

ANNEX III

PHOTOMETRIC MEASUREMENTS

1. During photometric measurements, stray reflections shall be prevented by appropriate masking.
2. The measurements shall be carried out in such a way as to meet the following requirements:
 - 2.1. the distance of measurement shall be such that the law of the inverse of the square of the distance is applicable;
 - 2.2. the measuring equipment shall be such that the angular aperture of the receiver viewed from the reference centre of the lamp is between $10'$ and 1° ;
 - 2.3. the intensity requirement for a particular direction of observation shall be satisfied if that requirement is met in a direction deviating by not more than $15'$ from the direction of observation.
3. The direction $H = 0^\circ$ and $V = 0^\circ$ corresponds to the axis of reference (which, when the lamp is mounted on the vehicle, must be horizontal, parallel to the median longitudinal plane of the vehicle and oriented in the required direction of visibility). It passes through the centre of reference.



- 3.1. Intensities outside the axes shall be measured within the rhombus described by the extreme directions of measurement (see diagram above).