

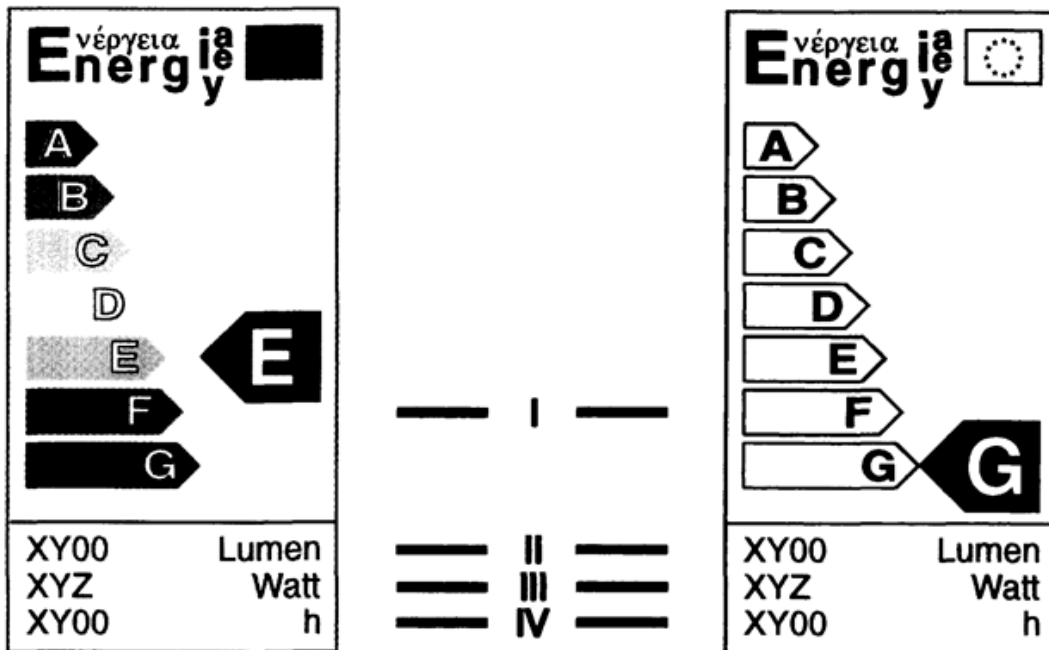
Commission Directive 98/11/EC of 27 January 1998 implementing
Council Directive 92/75/EEC with regard to energy labelling
of household lamps (Text with EEA relevance) (repealed)

ANNEX I

THE LABEL

Label design

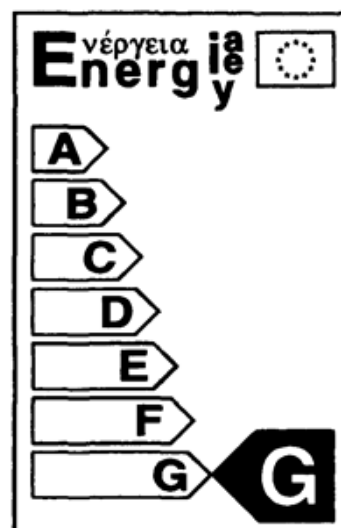
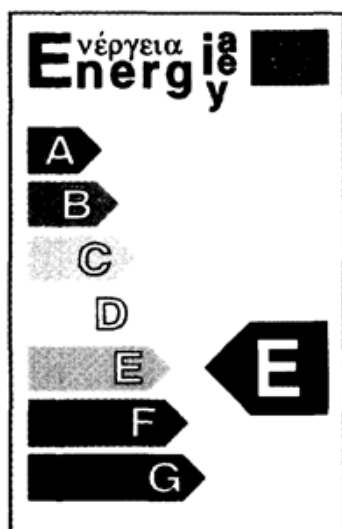
- The label shall be chosen from the following illustrations. Where the label is not printed on the packaging but a separate label is placed on, or attached to the packaging, the colour version shall be used. If the 'black on white' version of the label is used, the printing and background may be in any colours that preserve the legibility of the label.



- The following notes define the information to be included:

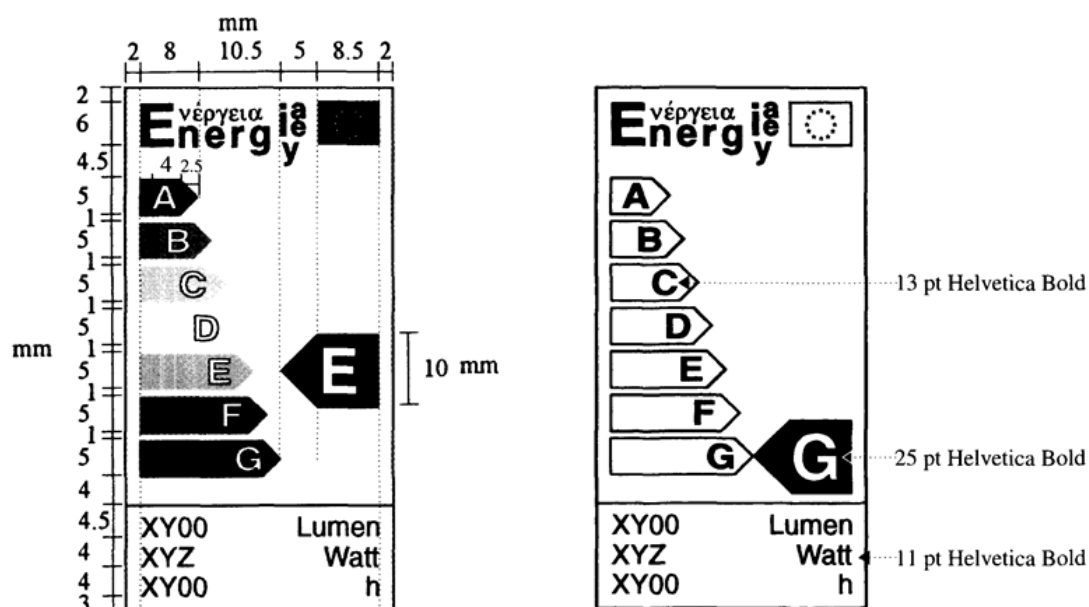
Note

- The energy efficiency class of the lamp, determined in accordance with Annex IV. This indicator letter shall be placed at the same level as the relevant arrow.
 - The luminous flux of the lamp in lumens, measured in accordance with the test procedures of the harmonised standards referred to in Article 1(4).
 - The input power (wattage) of the lamp, measured in accordance with the test procedures of the harmonised standards referred to in Article 1(4).
 - The average rated life of the lamp in hours, measured in accordance with the test procedures of the harmonised standards referred to in Article 1(4). Where no other information on the life of the lamp is included on the packaging, this may be omitted.
- Where the information specified in II, III and, where applicable, IV of point 2 is included elsewhere on the packaging of the lamp, it may be omitted from the label, as may the box that contains it. The label shall then be chosen from the following illustrations:



Printing

4. The following defines certain aspects of the label:



The label shall be contained in a blank border of at least 5 mm, as shown. Where there is no side of the packaging that is large enough to contain the label and this blank border, or where this would cover more than 50 % of the surface area of the largest side, the label and border may be reduced but by no more than is required to meet both these conditions. However in no case may the label be reduced to less than 40 % (by length) of its standard size. Where the packaging is too small to take such a reduced label, the label must be attached to the lamp or the packaging. However, where a full-size label is displayed together with the lamp (for example attached to the shelf on which the lamp is displayed) then the label may be omitted.

Colours used

Colour version:

Status: This is the original version (as it was originally adopted).

CMYB — cyan, magenta, yellow, black.

Ex. 07X0: 0 % cyan, 70 % magenta, 100 % yellow, 0 % black.

Arrows

A	:	X0X0
B	:	70X0
C	:	30X0
D	:	00X0
E	:	03X0
F	:	07X0
G	:	0XX0

Outline colour X070

All text is in black. The background is white.