



**COMMISSION IMPLEMENTING REGULATION (EU) 2017/717
of 10 April 2017**

**laying down rules for the application of Regulation (EU) 2016/1012
of the European Parliament and of the Council with regard to the
model forms of zootechnical certificates for breeding animals and
their germinal products**

(Text with EEA relevance)

Article 1

Subject matter and scope

This Regulation lays down rules for zootechnical certificates for trade in and the entry into the Union of breeding animals and germinal products thereof as provided for in Chapter VII of Regulation (EU) 2016/1012.

Article 2

**Zootechnical certificates for trade in purebred breeding animals
and their germinal products and in hybrid breeding pigs and
their germinal products**

1. For trade in purebred breeding animals and their germinal products, the information set out in Parts 1 and 2 of Annex V to Regulation (EU) 2016/1012 to be included in the zootechnical certificates accompanying consignments of those commodities shall be presented in accordance with the model forms set out in the following Sections of Annex I to this Regulation:

- (a) Section A for purebred breeding animals of the bovine, porcine, ovine and caprine species;
- (b) Section B for semen of purebred breeding animals of the bovine, porcine, ovine, caprine and equine species;
- (c) Section C for oocytes of purebred breeding animals of the bovine, porcine, ovine, caprine and equine species;
- (d) Section D for embryos of purebred breeding animals of the bovine, porcine, ovine, caprine and equine species.

2. For trade in hybrid breeding pigs and their germinal products, the information set out in Parts 1 and 3 of Annex V to Regulation (EU) 2016/1012 to be included in the zootechnical certificates accompanying consignments of those commodities shall be presented in accordance with the model forms set out in the following Sections of Annex II to this Regulation:

- (a) Section A for hybrid breeding pigs;
- (b) Section B for semen of hybrid breeding pigs;
- (c) Section C for oocytes of hybrid breeding pigs;

▼B

- (d) Section D for embryos of hybrid breeding pigs.

*Article 3***Zootechnical certificates for the entry into the Union of purebred breeding animals and their germinal products and of hybrid breeding pigs and their germinal products**

1. For the entry into the Union of purebred breeding animals and their germinal products, the information set out in Parts 1 and 2 of Annex V to Regulation (EU) 2016/1012 to be included in the zootechnical certificates accompanying consignments of those commodities shall be presented in accordance with the model forms set out in the following Sections of Annex III to this Regulation:

- (a) Section A for purebred breeding animals of the bovine, porcine, ovine, caprine and equine species;
- (b) Section B for semen of purebred breeding animals of the bovine, porcine, ovine, caprine and equine species;
- (c) Section C for oocytes of purebred breeding animals of the bovine, porcine, ovine, caprine and equine species;
- (d) Section D for embryos of purebred breeding animals of the bovine, porcine, ovine, caprine and equine species.

2. For entry into the Union of hybrid breeding pigs and their germinal products, the information set out in Parts 1 and 3 of Annex V to Regulation (EU) 2016/1012 to be included in the zootechnical certificates accompanying consignments of those commodities shall be presented in accordance with the model forms set out in the following Sections of Annex IV to this Regulation:

- (a) Section A for hybrid breeding pigs;
- (b) Section B for semen of hybrid breeding pigs;
- (c) Section C for oocytes of hybrid breeding pigs;
- (d) Section D for embryos of hybrid breeding pigs.

*Article 4***Entry into force and applicability**

This Regulation shall enter into force on the twentieth day following that of its publication in the *Official Journal of the European Union*.

It shall apply from 1 November 2018.

This Regulation shall be binding in its entirety and directly applicable in all Member States.

▼ **M1**

ANNEX I

MODEL FORMS FOR ZOOTECHNICAL CERTIFICATES FOR TRADE IN PUREBRED BREEDING ANIMALS AND THEIR GERMINAL PRODUCTS

SECTION A

Zootechnical certificate for trade in purebred breeding animals of the bovine, porcine, ovine and caprine species

Zootechnical certificate, in accordance with Regulation (EU) 2016/1012, for trade in purebred breeding animals of the following species: (a) bovine species (<i>Bos taurus</i> , <i>Bos indicus</i> , <i>Bubalus bubalis</i>) ⁽¹⁾ (b) porcine species (<i>Sus scrofa</i>) ⁽¹⁾ ⁽²⁾ (c) ovine species (<i>Ovis aries</i>) ⁽¹⁾ (d) caprine species (<i>Capra hircus</i>) ⁽¹⁾ <i>All EU official languages of the zootechnical certificates, including footnotes and notes, are available in EUR-Lex</i>		<i>(a logo of the issuing breed society or competent authority may be included)</i>
		Certificate number ⁽³⁾
1. Name of issuing breed society/competent authority <i>(provide contact details and, where available, a reference to the website)</i>		
2. Name of breeding book	3. Name of breed of purebred breeding animal	
4. Class within the main section of the breeding book where animal is entered ⁽³⁾		
5. Sex of animal	6. Breeding book number of animal	
7. Identification of purebred breeding animal ⁽⁴⁾	8. Identity verification ⁽³⁾ ⁽⁶⁾ ⁽⁷⁾	
7.1. System	8.1. Method	
7.2. Individual identification number	8.2. Result	
7.3. Animal health identification number ⁽⁵⁾		
7.4. Name ⁽³⁾		
9. Date <i>(use format dd.mm.yyyy or ISO 8601)</i> ⁽⁸⁾ and country of birth of animal		
10. Name, address and email address ⁽³⁾ of breeder		
11. Name, address and email address ⁽³⁾ of owner		
12. The pedigree of the purebred breeding animal ⁽⁷⁾ ⁽⁹⁾		
12.1. Sire Breeding book number and section Individual identification number ⁽⁴⁾ ⁽¹⁰⁾ Animal health identification number ⁽⁵⁾ Name ⁽³⁾	12.1.1. Paternal Grand sire Breeding book number and section Individual identification number ⁽⁴⁾ ⁽¹⁰⁾ Animal health identification number ⁽⁵⁾ Name ⁽³⁾	

▼ **M1**

	12.1.2. Paternal Granddam Breeding book number and section Individual identification number ⁽⁴⁾ ⁽¹⁰⁾ Animal health identification number ⁽⁵⁾ Name ⁽³⁾
12.2. Dam Breeding book number and section Individual identification number ⁽⁴⁾ ⁽¹⁰⁾ Animal health identification number ⁽⁵⁾ Name ⁽³⁾	12.2.1. Maternal Grandsire Breeding book number and section Individual identification number ⁽⁴⁾ ⁽¹⁰⁾ Animal health identification number ⁽⁵⁾ Name ⁽³⁾
	12.2.2. Maternal Granddam Breeding book number and section Individual identification number ⁽⁴⁾ ⁽¹⁰⁾ Animal health identification number ⁽⁵⁾ Name ⁽³⁾
13. Additional information ⁽³⁾ ⁽⁷⁾ ⁽¹¹⁾	
13.1. Results of performance testing	
13.2. Up-to-date results of the genetic evaluation carried out last on ... <i>(insert date in format dd.mm.yyyy or ISO 8601)</i>	
13.3. Genetic defects and genetic peculiarities of the animal in relation to the breeding programme	
13.4. Other relevant information on purebred breeding animal	
13.5. Other relevant information, including results of performance testing or genetic evaluation, on parents and grandparents, if not indicated in point 12	
14. Insemination ⁽¹⁾ /mating ⁽¹⁾ ⁽³⁾ ⁽¹²⁾	
14.1. Date <i>(insert date in format dd.mm.yyyy or ISO 8601, or indicate in the same date format the mating period from to ...)</i>	
14.2. Identification of the fertilising male(s)	
14.2.1. Breeding book number(s) and section(s)	
14.2.2. Individual identification number(s) ⁽⁴⁾ ⁽¹⁰⁾	
14.2.3. Animal health identification number(s) ⁽⁵⁾	
14.2.4. Name(s) ⁽³⁾	
14.2.5. System(s) of identity verification and result(s) ⁽⁶⁾	
15. Validation	
15.1. Done at :	15.2. on:
<i>(insert place of issue)</i>	<i>(insert date of issue)</i>
15.3. Name and capacity of the signatory:	
<i>(insert in capital letters name and capacity of the individual ⁽¹³⁾ signing the certificate)</i>	
15.4. Signature:	

▼ **M1***Footnotes:*

- (¹) Delete where not applicable.
- (²) A single zootechnical certificate may be issued for a group of purebred breeding animals of the porcine species provided that those purebred breeding animals have the same age and the same genetic dam and sire and that individual information is provided in points 5, 6, 7.2, 13 and, as appropriate, 14 of this zootechnical certificate.
- (³) Keep empty if not applicable.
- (⁴) For animals of the bovine, ovine and caprine species, individual identification in accordance with Union animal health legislation on the identification and registration of animals. For animals of the porcine species, individual identification in accordance with the rules of the breeding programme approved in accordance with Article 8(3), and, where applicable, Article 12 of Regulation (EU) 2016/1012, and identification number in accordance with Union animal health legislation on the identification and registration of animals.
- (⁵) Only required for animals of the porcine species: Identification number in accordance with Union animal health legislation on the identification and registration of animals of the porcine species.
- (⁶) Required in accordance with Article 22(1) of Regulation (EU) 2016/1012 for purebred breeding animals of the bovine, ovine and caprine species used for the collection of semen for artificial insemination. This may be required by breed societies in accordance with Article 22(2) of Regulation (EU) 2016/1012 for purebred breeding animals of the porcine species used for the collection of semen for artificial insemination or for purebred breeding animals of the bovine, ovine, caprine and porcine species used for the collection of oocytes and embryos.
- (⁷) If necessary attach additional sheets of paper.
- (⁸) For animals of the ovine and caprine species kept in extensive farming conditions, instead of the date of birth, the year of birth (yyyy) and date of identification (dd.mm.yyyy or ISO 8601) may be provided.
- (⁹) Insert 'main section' or 'supplementary section' as appropriate. Information on additional generations may be provided.
- (¹⁰) Add individual identification number if different from breeding book number.
- (¹¹) If the results of performance testing or genetic evaluation can be accessed on a website, a direct reference to that website may be provided instead.
- (¹²) Required in the case of pregnant females. Information may be indicated in a separate document.
- (¹³) That individual shall be a representative of the breed society, or of a competent authority referred to in Article 30(2)(b) of Regulation (EU) 2016/1012, who is authorised to sign the zootechnical certificate.

Notes:

- The zootechnical certificate shall be issued in at least one of the official languages of the Member State of dispatch.
- The colour of the signature must be different from that of the printing.
- The zootechnical certificate may be issued in portrait or landscape orientation.
- The footnotes and notes of this zootechnical certificate may not be printed, provided a reference to a directly accessible multi-lingual source of information is included in the title.

▼ **M1**

SECTION B

Zootechnical certificate for trade in semen of purebred breeding animals

Zootechnical certificate, in accordance with Regulation (EU) 2016/1012, for trade in semen of purebred breeding animals of the following species: (a) bovine species (<i>Bos taurus</i> , <i>Bos indicus</i> , <i>Bubalus bubalis</i>) ⁽¹⁾ (b) porcine species (<i>Sus scrofa</i>) ⁽¹⁾ (c) ovine species (<i>Ovis aries</i>) ⁽¹⁾ (d) caprine species (<i>Capra hircus</i>) ⁽¹⁾ (e) equine species (<i>Equus caballus</i> and <i>Equus asinus</i>) ⁽¹⁾ <i>All EU official languages of the zootechnical certificates, including footnotes and notes, are available in EUR-Lex</i>		<i>(a logo of the issuing breed society, competent authority or semen collection or storage centre may be included)</i>
		Certificate number ⁽²⁾
Name of issuing breed society/competent authority/semen collection or storage centre (<i>provide contact details and, where available, a reference to the website</i>)/reference to zootechnical certificate of donor animal ⁽³⁾		
✂		
Part A. Information on the donor male purebred breeding animal ⁽⁴⁾		
1. Name of issuing breed society/competent authority (<i>provide contact details and, where available, a reference to the website</i>)		
2. Name of breeding book	3. Name of breed of donor male	
4. Class within the main section of the breeding book where donor male is entered ⁽²⁾		
5. Breeding book number of donor male ⁽⁵⁾	6. Individual identification number for donor male of the equine species ⁽²⁾ ⁽⁶⁾ □□□-□□□-□□□□□□□□	
7. Identification of donor male ⁽⁷⁾	8. Identity verification ⁽²⁾ ⁽⁹⁾ ⁽¹⁰⁾	
7.1. System	8.1. Method	
7.2. Individual identification number ⁽⁶⁾	8.2. Result	
7.3. Animal health identification number ⁽⁸⁾		
7.4. Name ⁽²⁾		
9. Date (<i>use format dd.mm.yyyy or ISO 8601</i>) ⁽¹¹⁾ and country of birth of donor male		
10. Name, address and email address ⁽²⁾ of breeder		
11. Name, address and email address ⁽²⁾ of owner		
12. The pedigree of donor male ⁽¹⁰⁾ ⁽¹²⁾		
12.1. Sire Breeding book number and section Individual identification number ⁽⁶⁾ ⁽⁷⁾ Animal health identification number ⁽⁸⁾ Name ⁽²⁾	12.1.1. Paternal Grandsire Breeding book number and section Individual identification number ⁽⁶⁾ ⁽⁷⁾ Animal health identification number ⁽⁸⁾ Name ⁽²⁾	

▼ M1

	12.1.2. Paternal Granddam Breeding book number and section Individual identification number ⁽⁶⁾ ⁽⁷⁾ Animal health identification number ⁽⁸⁾ Name ⁽²⁾
12.2. Dam Breeding book number and section Individual identification number ⁽⁶⁾ ⁽⁷⁾ Animal health identification number ⁽⁸⁾ Name ⁽²⁾	12.2.1. Maternal Grandsire Breeding book number and section Individual identification number ⁽⁶⁾ ⁽⁷⁾ Animal health identification number ⁽⁸⁾ Name ⁽²⁾
	12.2.2. Maternal Granddam Breeding book number and section Individual identification number ⁽⁶⁾ ⁽⁷⁾ Animal health identification number ⁽⁸⁾ Name ⁽²⁾
13. Additional information ⁽²⁾ ⁽¹⁰⁾ ⁽¹³⁾	
13.1. Results of performance testing	
13.2. Up-to-date results of the genetic evaluation carried out last on ... <i>(insert date in format dd.mm.yyyy or ISO 8601)</i>	
13.3. Genetic defects and genetic peculiarities of donor male in relation to the breeding programme	
13.4. Other relevant information on donor male	
13.5. Other relevant information, including results of performance testing or genetic evaluation, on parents and grandparents, if not indicated in point 12	
14. Validation ⁽¹⁴⁾	
14.1. Done at: 14.2. on: <i>(insert place of issue)</i> <i>(insert date of issue)</i>	
14.3. Name and capacity of the signatory: <i>(insert in capital letters name and capacity of the individual ⁽¹⁵⁾ signing the certificate)</i>	
14.4. Signature:	
✂	
<i>Part B. Information on semen ⁽¹⁶⁾</i>	
1. Identification of donor male(s) ⁽⁷⁾ ⁽¹⁴⁾	
1.1. Individual identification number(s) ⁽⁶⁾	
1.2. Animal health identification number(s) ⁽⁸⁾	
1.3. Individual identification number for donor male(s) of the equine species ⁽²⁾ ⁽⁶⁾ □□□-□□□-□□□□□□□□□□	
1.4. Reference(s) to zootechnical certificate(s) of donor male(s) ⁽²⁾	

▼ M1

2. Identification of semen					
Colour of straws or other packages ⁽²⁾ ⁽¹⁷⁾	Code on straws or other packages	Number of straws or other packages ⁽¹⁸⁾	Place of collection	Date of collection (<i>dd.mm.yyyy or ISO 8601</i>)	Others ⁽²⁾ ⁽¹⁹⁾
3. Semen collection or storage centre of dispatch					
3.1. Name					
3.2. Address					
3.3. Approval number					
4. Destination (<i>insert name and address</i>)					
5. Name and address of the breed society ⁽¹⁾ , or the third party ⁽¹⁾ designated by that breed society, responsible for carrying out testing ⁽²⁾ ⁽²⁰⁾					
6. Validation					
6.1. Done at: 6.2. on:					
<i>(insert place of issue)</i> <i>(insert date of issue)</i>					
6.3. Name and capacity of the signatory:					
<i>(insert in capital letters name and capacity of the individual ⁽²¹⁾ signing the certificate)</i>					
6.4. Signature:					
<p><i>Footnotes:</i></p> <p>⁽¹⁾ Delete where not applicable.</p> <p>⁽²⁾ Keep empty if not applicable.</p> <p>⁽³⁾ In case Part A of the zootechnical certificate is kept empty or removed from the zootechnical certificate and a copy of the zootechnical certificate issued for the donor male purebred breeding animal(s) is attached, a reference (certificate number) to that zootechnical certificate of the donor male purebred breeding animal(s) must be provided.</p> <p>⁽⁴⁾ Part A of the zootechnical certificate may be kept empty or removed from the zootechnical certificate following the instructions in footnote 16.</p> <p>⁽⁵⁾ In the case of purebred breeding animals of the equine species, leave blank if breeding book number is equal to individual identification number.</p> <p>⁽⁶⁾ Add individual identification number if different from breeding book number. In the case of purebred breeding animals of the equine species, indicate the individual identification number in accordance with point 3 of Chapter I of Part I of Annex II to Regulation (EU) 2016/1012, referred to as 'unique code' in Article 114(1)(a) of Regulation (EU) 2016/429. If individual identification number is either not available or different from the number under which the animal is entered in the breeding book, enter breeding book number.</p> <p>⁽⁷⁾ For animals of the bovine, ovine, caprine and equine species, individual identification in accordance with Union animal health legislation on the identification and registration of animals. For animals of the porcine species, individual identification in accordance with the rules of the breeding programme approved in accordance with Article 8(3), and, where applicable, Article 12 of Regulation (EU) 2016/1012, and identification number in accordance with Union animal health legislation on the identification and registration of animals.</p> <p>⁽⁸⁾ Only required for animals of the porcine species: Identification number in accordance with Union animal health legislation on the identification and registration of animals of the porcine species.</p>					

▼ **M1**

- ⁽⁹⁾ Required in accordance with Article 22(1) of Regulation (EU) 2016/1012 for purebred breeding animals of the bovine, ovine, caprine and equine species used for the collection of semen for artificial insemination. This may be required by breed societies in accordance with Article 22(2) of Regulation (EU) 2016/1012 for purebred breeding animals of the porcine species used for the collection of semen for artificial insemination.
- ⁽¹⁰⁾ If necessary attach additional sheets of paper.
- ⁽¹¹⁾ For animals of the ovine and caprine species kept in extensive farming conditions, instead of the date of birth, the year of birth (yyyy) and date of identification (dd.mm.yyyy or ISO 8601) may be provided.
- ⁽¹²⁾ Insert 'main section' or 'supplementary section' as appropriate. Information on additional generations may be provided.
- ⁽¹³⁾ If the results of performance testing or genetic evaluation can be accessed on a website, a direct reference to that website may be provided instead.
- ⁽¹⁴⁾ Only required if Part A of the zootechnical certificate is issued by the breed society, or by a competent authority referred to in Article 30(2)(b) of Regulation (EU) 2016/1012, and Part B of the zootechnical certificate is issued by a semen collection or storage centre authorised in accordance with Article 31(1) of that Regulation.
- ⁽¹⁵⁾ That individual shall be a representative of the breed society, or of a competent authority referred to in Article 30(2)(b) of Regulation (EU) 2016/1012, who is authorised to sign the zootechnical certificate.
- ⁽¹⁶⁾ In case only Part B of the zootechnical certificate is issued by a semen collection or storage centre authorised in accordance with Article 31(1) of Regulation (EU) 2016/1012 and Part A of the zootechnical certificate is kept empty or removed from the zootechnical certificate, point I of Part B must be completed and a copy of the zootechnical certificate for donor males must be attached as follows:
- (i) in case of purebred breeding animals of the bovine, ovine, caprine or porcine species, in accordance with the model laid down in Section A of Annex I to Regulation (EU) 2017/717;
 - (ii) in case of purebred breeding animals of the equine species, in accordance with the model laid down in the Annex to Delegated Regulation (EU) 2017/1940, of which at least Part I is incorporated in the single lifetime identification document issued in accordance with Article 118(2)(b) of Regulation (EU) 2016/429.
- ⁽¹⁷⁾ Optional.
- ⁽¹⁸⁾ A straw or another package may contain semen collected from more than one purebred breeding animal, provided information on all contributing donor male purebred breeding animals is provided in point 1.4. of Part B.
- ⁽¹⁹⁾ Where applicable, information on sexed semen may be provided.
- ⁽²⁰⁾ For semen intended for the testing of purebred breeding animals of the bovine, porcine, ovine or caprine species which have not undergone performance testing or genetic evaluation, in accordance with the quantity limits referred to in Article 21(1)(g) of Regulation (EU) 2016/1012.
- ⁽²¹⁾ That individual shall be a representative of the breed society, or of a competent authority referred to in Article 30(2)(b) of Regulation (EU) 2016/1012, or of a semen collection or storage centre authorised in accordance with Article 31(1) of that Regulation, who is authorised to sign the zootechnical certificate.

Notes:

- The zootechnical certificate shall be issued in at least one of the official languages of the Member State of dispatch.
- The colour of the signature must be different from that of the printing.
- The zootechnical certificate may be issued in portrait or landscape orientation.
- The footnotes and notes of this zootechnical certificate may not be printed, provided a reference to a directly accessible multi-lingual source of information is included in the title.

▼ **M1**

SECTION C

Zootechnical certificate for trade in oocytes of purebred breeding animals

Zootechnical certificate, in accordance with Regulation (EU) 2016/1012, for trade in oocytes of purebred breeding animals of the following species: (a) bovine species (<i>Bos taurus</i> , <i>Bos indicus</i> , <i>Bubalus bubalis</i>) ⁽¹⁾ (b) porcine species (<i>Sus scrofa</i>) ⁽¹⁾ (c) ovine species (<i>Ovis aries</i>) ⁽¹⁾ (d) caprine species (<i>Capra hircus</i>) ⁽¹⁾ (e) equine species (<i>Equus caballus</i> and <i>Equus asinus</i>) ⁽¹⁾ <i>All EU official languages of the zootechnical certificates, including footnotes and notes, are available in EUR-Lex</i>		<i>(a logo of the issuing breed society, competent authority or embryo production team may be included)</i>
		Certificate number ⁽²⁾
Name of issuing breed society/competent authority/embryo production team <i>(provide contact details and, where available, a reference to the website)</i> /reference to zootechnical certificate of donor animal ⁽³⁾		
✂		
Part A. Information on the donor female purebred breeding animal ⁽⁴⁾		
1. Name of issuing breed society/competent authority <i>(provide contact details and, where available, a reference to the website)</i>		
2. Name of breeding book	3. Name of breed of donor female	
4. Class within the main section of the breeding book where donor female is entered ⁽²⁾		
5. Breeding book number of donor female ⁽⁵⁾	6. Individual identification number for donor female of the equine species ⁽²⁾ ⁽⁶⁾ □□□-□□□-□□□□□□□□	
7. Identification of donor female ⁽⁷⁾	8. Identity verification ⁽²⁾ ⁽⁹⁾ ⁽¹⁰⁾	
7.1. System	8.1. Method	
7.2. Individual identification number ⁽⁶⁾	8.2. Result	
7.3. Animal health identification number ⁽⁸⁾		
7.4. Name ⁽²⁾		
9. Date <i>(use format dd.mm.yyyy or ISO 8601)</i> ⁽¹¹⁾ and country of birth of donor female		
10. Name, address and email address ⁽²⁾ of breeder		
11. Name, address and email address ⁽²⁾ of owner		
12. The pedigree of donor female ⁽¹⁰⁾ ⁽¹²⁾		
12.1. Sire Breeding book number and section Individual identification number ⁽⁶⁾ ⁽⁷⁾ Animal health identification number ⁽⁸⁾ Name ⁽²⁾	12.1.1. Paternal Grandsire Breeding book number and section Individual identification number ⁽⁶⁾ ⁽⁷⁾ Animal health identification number ⁽⁸⁾ Name ⁽²⁾	

▼ M1

	12.1.2. Paternal Granddam Breeding book number and section Individual identification number ⁽⁶⁾ ⁽⁷⁾ Animal health identification number ⁽⁸⁾ Name ⁽²⁾
12.2. Dam Breeding book number and section Individual identification number ⁽⁶⁾ ⁽⁷⁾ Animal health identification number ⁽⁸⁾ Name ⁽²⁾	12.2.1. Maternal Grandsire Breeding book number and section Individual identification number ⁽⁶⁾ ⁽⁷⁾ Animal health identification number ⁽⁸⁾ Name ⁽²⁾
	12.2.2. Maternal Granddam Breeding book number and section Individual identification number ⁽⁶⁾ ⁽⁷⁾ Animal health identification number ⁽⁸⁾ Name ⁽²⁾
13. Additional information ⁽²⁾ ⁽¹⁰⁾ ⁽¹³⁾	
13.1. Results of performance testing	
13.2. Up-to-date results of the genetic evaluation carried out last on ... <i>(insert date in format dd.mm.yyyy or ISO 8601)</i>	
13.3. Genetic defects and genetic peculiarities of donor female in relation to the breeding programme	
13.4. Other relevant information on donor female	
13.5. Other relevant information, including results of performance testing or genetic evaluation, on parents and grandparents, if not indicated in point 12	
14. Validation ⁽¹⁴⁾	
14.1. Done at: 14.2. on: <i>(insert place of issue)</i> <i>(insert date of issue)</i>	
14.3. Name and capacity of the signatory: <i>(insert in capital letters name and capacity of the individual ⁽¹⁵⁾ signing the certificate)</i>	
14.4. Signature:	
✂	
<i>Part B. Information on oocytes ⁽¹⁶⁾</i>	
1. Identification of donor female ⁽⁷⁾ ⁽¹⁴⁾	
1.1. Individual identification number ⁽⁶⁾	
1.2. Animal health identification number ⁽⁸⁾	
1.3. Individual identification number for donor female of the equine species ⁽²⁾ ⁽⁶⁾ □□□-□□□-□□□□□□□□□□	
1.4. Reference to zootechnical certificate of donor female ⁽²⁾	

▼ M1

2. Identification of oocytes						
Colour of straws or other packages ⁽²⁾ ⁽¹⁷⁾	Code on straws or other packages	Number of straws or other packages	Number of oocytes ⁽¹⁸⁾	Place of collection	Date of collection (<i>dd.mm.yyyy</i> or <i>ISO 8601</i>)	Others ⁽²⁾
3. Embryo production team of dispatch						
3.1. Name						
3.2. Address						
3.3. Approval number						
4. Destination (<i>insert name and address</i>)						
5. Validation						
5.1. Done at: 5.2. on:						
<i>(insert place of issue)</i> <i>(insert date of issue)</i>						
5.3. Name and capacity of the signatory:						
<i>(insert in capital letters name and capacity of the individual ⁽¹⁹⁾ signing the certificate)</i>						
5.4. Signature:						
<p><i>Footnotes:</i></p> <p>(¹) Delete where not applicable.</p> <p>(²) Keep empty if not applicable.</p> <p>(³) In case Part A of the zootechnical certificate is kept empty or removed from the zootechnical certificate and a copy of the zootechnical certificate issued for the donor female purebred breeding animal is attached, a reference (certificate number) to that zootechnical certificate of the donor female purebred breeding animal must be provided.</p> <p>(⁴) Part A of the zootechnical certificate may be kept empty or removed from the zootechnical certificate following the instructions in footnote 16.</p> <p>(⁵) In the case of purebred breeding animals of the equine species, leave blank if breeding book number is equal to individual identification number.</p> <p>(⁶) Add individual identification number if different from breeding book number. In the case of purebred breeding animals of the equine species, indicate the individual identification number in accordance with point 3 of Chapter I of Part 1 of Annex II to Regulation (EU) 2016/1012, referred to as 'unique code' in Article 114(1)(a) of Regulation (EU) 2016/429. If individual identification number is either not available or different from the number under which the animal is entered in the breeding book, enter breeding book number.</p> <p>(⁷) For animals of the bovine, ovine, caprine and equine species, individual identification in accordance with Union animal health legislation on the identification and registration of animals. For animals of the porcine species, individual identification in accordance with the rules of the breeding programme approved in accordance with Article 8(3), and, where applicable, Article 12 of Regulation (EU) 2016/1012, and identification number in accordance with Union animal health legislation on the identification and registration of animals.</p> <p>(⁸) Only required for animals of the porcine species: Identification number in accordance with Union animal health legislation on the identification and registration of animals of the porcine species.</p> <p>(⁹) This may be required by breed societies in accordance with Article 22(2) of Regulation (EU) 2016/1012 for purebred breeding animals of the bovine, ovine, caprine, porcine and equine species used for the collection of oocytes.</p> <p>(¹⁰) If necessary attach additional sheets of paper.</p> <p>(¹¹) For animals of the ovine and caprine species kept in extensive farming conditions, instead of the date of birth, the year of birth (yyyy) and date of identification (dd.mm.yyyy or ISO 8601) may be provided.</p> <p>(¹²) Insert 'main section' or 'supplementary section' as appropriate. Information on additional generations may be provided.</p>						

▼ **M1**

- (¹³) If the results of performance testing or genetic evaluation can be accessed on a website, a direct reference to that website may be provided instead.
- (¹⁴) Only required if Part A of the zootechnical certificate is issued by the breed society, or by a competent authority referred to in Article 30(2)(b) of Regulation (EU) 2016/1012, and Part B of the zootechnical certificate is issued by an embryo production team authorised in accordance with Article 31(1) of that Regulation.
- (¹⁵) That individual shall be a representative of the breed society, or of a competent authority referred to in Article 30(2)(b) of Regulation (EU) 2016/1012, who is authorised to sign the zootechnical certificate.
- (¹⁶) In case only Part B of the zootechnical certificate is issued by an embryo production team authorised in accordance with Article 31(1) of Regulation (EU) 2016/1012 and Part A of the zootechnical certificate is kept empty or removed from the zootechnical certificate, point 1 of Part B must be completed and a copy of the zootechnical certificate for the donor female must be attached as follows:
- (i) in case of purebred breeding animals of the bovine, ovine, caprine or porcine species, in accordance with the model laid down in Section A of Annex I to Regulation (EU) 2017/717;
 - (ii) in case of purebred breeding animals of the equine species, in accordance with the model laid down in the Annex to Delegated Regulation (EU) 2017/1940, of which at least Part I is incorporated in the single lifetime identification document issued in accordance with Article 118(2)(b) of Regulation (EU) 2016/429.
- (¹⁷) Optional.
- (¹⁸) Where there is more than one oocyte in a straw or another package, a clear indication of the number of oocytes is required. A straw or another package shall contain only oocytes collected from one purebred breeding animal.
- (¹⁹) That individual shall be a representative of the breed society, or of a competent authority referred to in Article 30(2)(b) of Regulation (EU) 2016/1012, or of an embryo production team authorised in accordance with Article 31(1) of that Regulation, who is authorised to sign the zootechnical certificate.

Notes:

- The zootechnical certificate shall be issued in at least one of the official languages of the Member State of dispatch.
- The colour of the signature must be different from that of the printing.
- The zootechnical certificate may be issued in portrait or landscape orientation.
- The footnotes and notes of this zootechnical certificate may not be printed, provided a reference to a directly accessible multi-lingual source of information is included in the title.

▼ **M1**

SECTION D

Zootechnical certificate for trade in embryos of purebred breeding animals

Zootechnical certificate, in accordance with Regulation (EU) 2016/1012, for trade in embryos of purebred breeding animals of the following species: (a) bovine species (<i>Bos taurus</i> , <i>Bos indicus</i> , <i>Bubalus bubalis</i>) ⁽¹⁾ (b) porcine species (<i>Sus scrofa</i>) ⁽¹⁾ (c) ovine species (<i>Ovis aries</i>) ⁽¹⁾ (d) caprine species (<i>Capra hircus</i>) ⁽¹⁾ (e) equine species (<i>Equus caballus</i> and <i>Equus asinus</i>) ⁽¹⁾ <i>All EU official languages of the zootechnical certificates, including footnotes and notes, are available in EUR-Lex</i>		<i>(a logo of the issuing breed society, competent authority or embryo collection or production team may be included)</i>
		Certificate number ⁽²⁾
Name of issuing breed society/competent authority/embryo collection or production team (<i>provide contact details and, where available, a reference to the website</i>)/reference to zootechnical certificate(s) of donor animal(s) ⁽³⁾		
✂		
Part A. Information on the donor female purebred breeding animal ⁽⁴⁾		
1. Name of issuing breed society/competent authority (<i>provide contact details and, where available, a reference to the website</i>)		
2. Name of breeding book	3. Name of breed of donor female	
4. Class within the main section of the breeding book where donor female is entered ⁽²⁾		
5. Breeding book number of donor female ⁽⁵⁾	6. Individual identification number for donor female of the equine species ⁽²⁾ ⁽⁶⁾ □□□-□□□-□□□□□□□□	
7. Identification of donor female ⁽⁷⁾	8. Identity verification ⁽²⁾ ⁽⁹⁾ ⁽¹⁰⁾	
7.1. System	8.1. Method	
7.2. Individual identification number ⁽⁶⁾	8.2. Result	
7.3. Animal health identification number ⁽⁸⁾		
7.4. Name ⁽²⁾		
9. Date (<i>use format dd.mm.yyyy or ISO 8601</i>) ⁽¹¹⁾ and country of birth of donor female		
10. Name, address and email address ⁽²⁾ of breeder		
11. Name, address and email address ⁽²⁾ of owner		
12. The pedigree of donor female ⁽¹⁰⁾ ⁽¹²⁾		
12.1. Sire Breeding book number and section Individual identification number ⁽⁶⁾ ⁽⁷⁾ Animal health identification number ⁽⁸⁾ Name ⁽²⁾	12.1.1. Paternal Grandsire Breeding book number and section Individual identification number ⁽⁶⁾ ⁽⁷⁾ Animal health identification number ⁽⁸⁾ Name ⁽²⁾	


▼ M1

<p>12.2. Dam Breeding book number and section Individual identification number ⁽⁶⁾ ⁽⁷⁾ Animal health identification number ⁽⁸⁾ Name ⁽²⁾</p>	<p>12.1.2. Paternal Granddam Breeding book number and section Individual identification number ⁽⁶⁾ ⁽⁷⁾ Animal health identification number ⁽⁸⁾ Name ⁽²⁾</p> <p>12.2.1. Maternal Grandsire Breeding book number and section Individual identification number ⁽⁶⁾ ⁽⁷⁾ Animal health identification number ⁽⁸⁾ Name ⁽²⁾</p>
	<p>12.2.2. Maternal Granddam Breeding book number and section Individual identification number ⁽⁶⁾ ⁽⁷⁾ Animal health identification number ⁽⁸⁾ Name ⁽²⁾</p>
<p>13. Additional information ⁽²⁾ ⁽¹⁰⁾ ⁽¹³⁾</p> <p>13.1. Results of performance testing of donor female</p> <p>13.2. Up-to-date results of the genetic evaluation carried out last on ...<i>(insert date in format dd.mm.yyyy or ISO 8601)</i></p> <p>13.3. Genetic defects and genetic peculiarities of donor female in relation to the breeding programme</p> <p>13.4. Other relevant information on donor female</p> <p>13.5. Other relevant information, including results of performance testing or genetic evaluation, on parents and grandparents, if not indicated in point 12</p>	
<p>14. Validation ⁽¹⁴⁾</p> <p>14.1. Done at: 14.2. on: <i>(insert place of issue)</i> <i>(insert date of issue)</i></p> <p>14.3. Name and capacity of the signatory: <i>(insert in capital letters name and capacity of the individual ⁽¹⁵⁾ signing the certificate)</i></p> <p>14.4. Signature:</p>	
<p>✂</p>	
<p><i>Part B. Information on the donor male purebred breeding animal ⁽⁴⁾</i></p>	
<p>1. Name of issuing breed society <i>(provide contact details and, where available, a reference to the website)</i></p>	
<p>2. Name of breeding book</p>	<p>3. Name of breed of donor male</p>
<p>4. Class within the main section of the breeding book where donor male is entered ⁽²⁾</p>	
<p>5. Breeding book number of donor male ⁽⁵⁾</p>	<p>6. Individual identification number for donor male of the equine species ⁽²⁾ ⁽⁶⁾ □□□-□□□-□□□□□□□□□□</p>

▼ **M1**

7. Identification of donor male ⁽⁷⁾	8. Identity verification ⁽²⁾ ⁽⁹⁾ ⁽¹⁰⁾
7.1. System	8.1. Method
7.2. Individual identification number ⁽⁶⁾	8.2. Result
7.3. Animal health identification number ⁽⁸⁾	
7.4. Name ⁽²⁾	
9. Date (<i>use format dd.mm.yyyy or ISO 8601</i>) ⁽¹¹⁾ and country of birth of donor male	
10. Name, address and email address ⁽²⁾ of breeder	
11. Name, address and email address ⁽²⁾ of owner	
12. The pedigree of donor male ⁽¹⁰⁾ ⁽¹²⁾	
12.1. Sire Breeding book number and section Individual identification number ⁽⁶⁾ ⁽⁷⁾ Animal health identification number ⁽⁸⁾ Name ⁽²⁾	12.1.1. Paternal Grandsire Breeding book number and section Individual identification number ⁽⁶⁾ ⁽⁷⁾ Animal health identification number ⁽⁸⁾ Name ⁽²⁾
	12.1.2. Paternal Granddam Breeding book number and section Individual identification number ⁽⁶⁾ ⁽⁷⁾ Animal health identification number ⁽⁸⁾ Name ⁽²⁾
12.2. Dam Breeding book number and section Individual identification number ⁽⁶⁾ ⁽⁷⁾ Animal health identification number ⁽⁸⁾ Name ⁽²⁾	12.2.1. Maternal Grandsire Breeding book number and section Individual identification number ⁽⁶⁾ ⁽⁷⁾ Animal health identification number ⁽⁸⁾ Name ⁽²⁾
	12.2.2. Maternal Granddam Breeding book number and section Individual identification number ⁽⁶⁾ ⁽⁷⁾ Animal health identification number ⁽⁸⁾ Name ⁽²⁾
13. Additional information ⁽²⁾ ⁽¹⁰⁾ ⁽¹³⁾	
13.1. Results of performance testing of donor male	
13.2. Up-to-date results of the genetic evaluation carried out last on ...(<i>insert date in format dd.mm.yyyy or ISO 8601</i>)	
13.3. Genetic defects and genetic peculiarities of donor male in relation to the breeding programme	
13.4. Other relevant information on donor male	
13.5. Other relevant information, including results of performance testing or genetic evaluation, on parents and grandparents, if not indicated in point 12	

▼ **M1**

14. Validation ⁽¹⁴⁾						
14.1. Done at : 14.2. on:..... (insert place of issue) (insert date of issue)						
14.3. Name and capacity of the signatory: (insert in capital letters name and capacity of the individual ⁽¹⁵⁾ signing the certificate)						
14.4. Signature:						
						
Part C. Information on embryos ⁽¹⁶⁾						
1. Identification of donor female ⁽⁷⁾ ⁽¹⁴⁾						
1.1. Individual identification number ⁽⁶⁾						
1.2. Animal health identification number ⁽⁸⁾						
1.3. Individual identification number for donor female of the equine species ⁽²⁾ ⁽⁶⁾ □□□-□□□-□□□□□□□□□□						
1.4. Reference to zootechnical certificate of donor female ⁽²⁾						
2. Identification of donor male(s) ⁽⁷⁾ ⁽¹⁴⁾						
2.1. Individual identification number(s) ⁽⁶⁾						
2.2. Animal health identification number(s) ⁽⁸⁾						
2.3. Individual identification number for donor male(s) of the equine species ⁽²⁾ ⁽⁶⁾ □□□-□□□-□□□□□□□□□□						
2.4. Reference(s) to zootechnical certificate(s) of						
2.4.1. donor male(s) ⁽¹⁾ ⁽²⁾						
2.4.2. semen ⁽¹⁾ ⁽²⁾						
3. Identification of embryos						
Colour of straws or other packages ⁽²⁾ ⁽¹⁷⁾	Code on straws or other packages	Number of straws or other packages	Number of embryos ⁽¹⁸⁾ ⁽¹⁹⁾	Place of collection or production	Date of collection or production (dd.mm.yyyy or ISO 8601)	Others ⁽²⁾ ⁽²⁰⁾

▼ **M1**

4.	Embryo collection or production team of dispatch	
4.1.	Name	
4.2.	Address	
4.3.	Approval number	
5.	Destination (<i>insert name and address</i>)	
<i>Part D. Information on surrogate recipient of embryo(s)</i>		
6.	Individual identification number ⁽⁶⁾ of surrogate recipient ⁽²⁾	
7.	Validation	
7.1.	Done at :	7.2. on:
	<i>(insert place of issue)</i>	<i>(insert date of issue)</i>
7.3.	Name and capacity of the signatory:	
	<i>(insert in capital letters name and capacity of the individual ⁽²⁰⁾ signing the certificate)</i>	
7.4.	Signature:	
<i>Footnotes:</i>		
⁽¹⁾ Delete where not applicable.		
⁽²⁾ Keep empty if not applicable.		
⁽³⁾ In case Part A or B of the zootechnical certificate is kept empty or removed from the zootechnical certificate and a copy of the zootechnical certificate issued for the donor female or male purebred breeding animal(s), or for the semen of those male purebred breeding animal(s), is attached, a reference (certificate number) to that zootechnical certificate of the donor female or male purebred breeding animal(s), or of the semen of those male purebred breeding animal(s), must be provided.		
⁽⁴⁾ Part A or B of the zootechnical certificate may be kept empty or removed from the zootechnical certificate following the instructions in footnote 16.		
⁽⁵⁾ In the case of purebred breeding animals of the equine species, leave blank if breeding book number is equal to individual identification number.		
⁽⁶⁾ Add individual identification number if different from breeding book number. In the case of purebred breeding animals of the equine species, indicate the individual identification number in accordance with point 3 of Chapter I of Part 1 of Annex II to Regulation (EU) 2016/1012, referred to as 'unique code' in Article 114(1)(a) of Regulation (EU) 2016/429. If individual identification number is either not available or different from the number under which the animal is entered in the breeding book, enter breeding book number.		
⁽⁷⁾ For animals of the bovine, ovine, caprine and equine species, individual identification in accordance with Union animal health legislation on the identification and registration of animals. For animals of the porcine species, individual identification in accordance with the rules of the breeding programme approved in accordance with Article 8(3), and, where applicable, Article 12 of Regulation (EU) 2016/1012, and identification number in accordance with Union animal health legislation on the identification and registration of animals.		
⁽⁸⁾ Only required for animals of the porcine species: Identification number in accordance with Union animal health legislation on the identification and registration of animals of the porcine species.		
⁽⁹⁾ Required in accordance with Article 22(1) of Regulation (EU) 2016/1012 for purebred breeding animals of the bovine, ovine, caprine and equine species used for the collection of semen for artificial insemination. This may be required by breed societies in accordance with Article 22(2) of Regulation (EU) 2016/1012 for purebred breeding animals of the porcine species used for the collection of semen for artificial insemination or for purebred breeding animals of the bovine, ovine, caprine, porcine and equine species used for the collection of oocytes and embryos.		
⁽¹⁰⁾ If necessary attach additional sheets of paper.		
⁽¹¹⁾ For animals of the ovine and caprine species kept in extensive farming conditions, instead of the date of birth, the year of birth (yyyy) and date of identification (dd.mm.yyyy or ISO 8601) may be provided.		
⁽¹²⁾ Insert 'main section' or 'supplementary section' as appropriate. Information on additional generations may be provided.		
⁽¹³⁾ If the results of performance testing or genetic evaluation can be accessed on a website, a direct reference to that website may be provided instead.		

▼ **M1**

- (¹⁴) Only required if Part A or B of the zootechnical certificate is issued by the breed society, or by a competent authority referred to in Article 30(2)(b) of Regulation (EU) 2016/1012, and Parts C and D of the zootechnical certificate are issued by an embryo collection or production team authorised in accordance with Article 31(1) of that Regulation.
- (¹⁵) That individual shall be a representative of the breed society, or of a competent authority referred to in Article 30(2)(b) of Regulation (EU) 2016/1012, who is authorised to sign the zootechnical certificate.
- (¹⁶) In case only Part C and, where applicable, Part D of the zootechnical certificate are issued by an embryo collection or production team authorised in accordance with Article 31(1) of Regulation (EU) 2016/1012, and Part(s) A and/or B of the zootechnical certificate is/are kept empty or removed from the zootechnical certificate, points 1 and 2 of Part C must be completed and copies of zootechnical certificate attached as follows:
- (a) for donor females:
- (i) in case of purebred breeding animals of the bovine, ovine, caprine or porcine species, in accordance with the model laid down in Section A of Annex I to Regulation (EU) 2017/717;
 - (ii) in case of purebred breeding animals of the equine species, in accordance with the model laid down in the Annex to Delegated Regulation (EU) 2017/1940, of which at least Part I is a dedicated Section of the single lifetime identification document issued in accordance with Article 118(2)(b) of Regulation (EU) 2016/429;
- (b) for the fertilising semen:
- (i) as described in point (a), with the necessary adaptations for donor males, or
 - (ii) in accordance with the model laid down in Section B of Annex I to Regulation (EU) 2017/717.
- (¹⁷) Optional.
- (¹⁸) Where there is more than one embryo in a straw or another package, a clear indication of the number of embryos is required.
- (¹⁹) A straw or another package may contain embryos collected, or produced from oocytes collected, from a single female purebred breeding animal fertilised with semen collected from more than one donor male purebred breeding animal, provided information on all contributing donor male purebred breeding animals is provided in point 2.4. of Part C.
- (²⁰) Where applicable, information on sexed embryos or on the stage of development of the embryo may be provided.
- (²¹) That individual shall be a representative of the breed society, or of a competent authority referred to in Article 30(2)(b) of Regulation (EU) 2016/1012, or of an embryo collection or production team authorised in accordance with Article 31(1) of that Regulation, who is authorised to sign the zootechnical certificate.

Notes:

- The zootechnical certificate shall be issued in at least one of the official languages of the Member State of dispatch.
- The colour of the signature must be different from that of the printing.
- The zootechnical certificate may be issued in portrait or landscape orientation.
- The footnotes and notes of this zootechnical certificate may not be printed, provided a reference to a directly accessible multi-lingual source of information is included in the title.



ANNEX II

**MODEL FORMS FOR ZOOTECHNICAL CERTIFICATES FOR TRADE IN HYBRID BREEDING PIGS
AND THEIR GERMINAL PRODUCTS**

SECTION A

Zootechnical certificate for trade in hybrid breeding pigs

Zootechnical certificate, in accordance with Regulation (EU) 2016/1012, for trade in hybrid breeding pigs (<i>Sus scrofa</i>), including purebred breeding pigs of breeds and lines registered in breeding registers maintained by breeding operations ⁽¹⁾ <i>All EU official languages of the zootechnical certificates, including footnotes and notes, are available in EUR-Lex</i>		<i>(a logo of the issuing breeding operation or competent authority may be included)</i>
		Certificate number ⁽²⁾
1. Name of issuing breeding operation/competent authority <i>(provide contact details and, where available, a reference to the website)</i>		
2. Name of breeding register	3. Name of breed ⁽³⁾ /line ⁽³⁾ /cross ⁽³⁾ of hybrid breeding pig	
4. Sex of animal		
5. Breeding register number of animal		
6. Identification of animal ⁽⁴⁾	7. Identity verification ⁽²⁾ ⁽⁵⁾ ⁽⁶⁾	
6.1. System	7.1. Method	
6.2. Individual identification number	7.2. Result	
6.3. Animal health identification number		
6.4. Name ⁽²⁾		
8. Date <i>(use format dd.mm.yyyy or ISO 8601)</i> and country of birth of animal		
9. Name, address and email address ⁽²⁾ of breeder		
10. Name, address and email address ⁽²⁾ of owner		
11. The pedigree of the hybrid breeding pig ⁽⁶⁾		
11.1. Sire Breeding register or breeding book number Individual identification number ⁽⁴⁾ ⁽⁷⁾ Animal health identification number ⁽⁴⁾ Breed ⁽³⁾ /line ⁽³⁾ /cross ⁽³⁾ Name ⁽²⁾	11.1.1. Paternal Grand sire Breeding register or breeding book number Individual identification number ⁽⁴⁾ ⁽⁷⁾ Animal health identification number ⁽⁴⁾ Breed ⁽³⁾ /line ⁽³⁾ /cross ⁽³⁾ Name ⁽²⁾	

▼ **M1**

	11.1.2. Paternal Granddam Breeding register or breeding book number Individual identification number ⁽⁴⁾ ⁽⁷⁾ Animal health identification number ⁽⁴⁾ Breed ⁽³⁾ /line ⁽³⁾ /cross ⁽³⁾ Name ⁽²⁾
11.2. Dam Breeding register or breeding book number Individual identification number ⁽⁴⁾ ⁽⁷⁾ Animal health identification number ⁽⁴⁾ Breed ⁽³⁾ /line ⁽³⁾ /cross ⁽³⁾ Name ⁽²⁾	11.2.1. Maternal Grandsire Breeding register or breeding book number Individual identification number ⁽⁴⁾ ⁽⁷⁾ Animal health identification number ⁽⁴⁾ Breed ⁽³⁾ /line ⁽³⁾ /cross ⁽³⁾ Name ⁽²⁾
	11.2.2. Maternal Granddam Breeding register or breeding book number Individual identification number ⁽⁴⁾ ⁽⁷⁾ Animal health identification number ⁽⁴⁾ Breed ⁽³⁾ /line ⁽³⁾ /cross ⁽³⁾ Name ⁽²⁾
12. Additional information ⁽²⁾ ⁽⁶⁾ ⁽⁸⁾	
12.1. Results of performance testing	
12.2. Up-to-date results of the genetic evaluation carried out last on ... <i>(insert date in format dd.mm.yyyy or ISO 8601)</i>	
12.3. Genetic defects and genetic peculiarities of the animal in relation to the breeding programme	
12.4. Other relevant information on hybrid breeding pig	
12.5. Other relevant information, including results of performance testing or genetic evaluation, on parents and grandparents, if not indicated in point 11	
13. Insemination ⁽³⁾ /mating ⁽³⁾ ⁽²⁾ ⁽⁹⁾	
13.1. Date <i>(insert date in format dd.mm.yyyy or ISO 8601, or indicate in the same date format the mating period from to ...)</i>	
13.2. Identification of the fertilising male(s)	
13.2.1. Breeding register or breeding book number(s)	
13.2.2. Individual identification number(s) ⁽⁴⁾ ⁽⁷⁾	
13.2.3. Animal health identification number(s) ⁽⁴⁾	
13.2.4. Name(s) ⁽²⁾	
13.2.5. System(s) of identity verification and result(s) ⁽²⁾	
14. Name and address of consignee	
15. Validation	
15.1. Done at:	15.2. on:
<i>(insert place of issue)</i>	<i>(insert date of issue)</i>

▼ **M1**

15.3. Name and capacity of the signatory:
(insert in capital letters name and capacity of the individual ⁽¹⁰⁾ signing the certificate)

15.4. Signature:

Footnotes:

- ⁽¹⁾ A single zootechnical certificate may be issued for a group of hybrid breeding pigs provided that those hybrid breeding pigs have the same age and the same genetic dam and sire and that individual information is provided in points 4, 5, 6.2, 12 and, as appropriate, 13 of this zootechnical certificate.
- ⁽²⁾ Keep empty if not applicable.
- ⁽³⁾ Delete where not applicable.
- ⁽⁴⁾ Individual identification in accordance with the rules of the breeding programme approved in accordance with Article 8(3), and, where applicable, Article 12 of Regulation (EU) 2016/1012, and identification number in accordance with Union animal health legislation on the identification and registration of animals.
- ⁽⁵⁾ This may be required by breeding operations in accordance with Article 22(2) of Regulation (EU) 2016/1012 for hybrid breeding pigs used for the collection of semen for artificial insemination or used for the collection of oocytes and embryos.
- ⁽⁶⁾ If necessary attach additional sheets of paper.
- ⁽⁷⁾ Add individual identification number if different from breeding book number.
- ⁽⁸⁾ If the results of performance testing or genetic evaluation can be accessed on a website, a direct reference to that website may be provided instead.
- ⁽⁹⁾ Required in the case of pregnant females. Information may be indicated in a separate document.
- ⁽¹⁰⁾ That individual shall be a representative of the breeding operation, or of a competent authority referred to in Article 30(2)(b) of Regulation (EU) 2016/1012, who is authorised to sign the zootechnical certificate.


Notes:

- The zootechnical certificate shall be issued in at least one of the official languages of the Member State of dispatch.
- The colour of the signature must be different from that of the printing.
- The zootechnical certificate may be issued in portrait or landscape orientation.
- The footnotes and notes of this zootechnical certificate may not be printed, provided a reference to a directly accessible multilingual source of information is included in the title.

▼ **M1**

SECTION B

Zootechnical certificate for trade in semen of hybrid breeding pigs

Zootechnical certificate, in accordance with Regulation (EU) 2016/1012, for trade in semen of hybrid breeding pigs (<i>Sus scrofa</i>), including purebred breeding pigs of breeds and lines registered in breeding registers maintained by breeding operations		<i>(a logo of the issuing breeding operation, competent authority or semen collection or storage centre may be included)</i>	
<i>All EU official languages of the zootechnical certificates, including footnotes and notes, are available in EUR-Lex</i>		Certificate number ⁽¹⁾	
Name of issuing breeding operation/competent authority/semen collection or storage centre/ <i>(provide contact details and, where available, a reference to the website)</i> /reference to zootechnical certificate of donor animal ⁽²⁾			
			
<i>Part A. Information on the donor male hybrid breeding pig ⁽³⁾</i>			
1. Name of issuing breeding operation/competent authority <i>(provide contact details and, where available, a reference to the website)</i>			
2. Name of breeding register		3. Name of breed ⁽⁴⁾ /line ⁽⁴⁾ /cross ⁽⁴⁾	
4. Breeding register number of donor male			
5. Identification of donor male ⁽⁵⁾		6. Identity verification ⁽¹⁾ ⁽⁶⁾ ⁽⁷⁾	
5.1. System		6.1. Method	
5.2. Individual identification number		6.2. Result	
5.3. Animal health identification number			
5.4. Name ⁽¹⁾			
7. Date <i>(use format dd.mm.yyyy or ISO 8601)</i> and country of birth of donor male			
8. Name, address and email address ⁽¹⁾ of breeder			
9. Name, address and email address ⁽¹⁾ of owner			
10. The pedigree of donor male ⁽⁷⁾			
10.1. Sire Breeding register or breeding book number Individual identification number ⁽⁵⁾ ⁽⁸⁾ Animal health identification number ⁽⁵⁾ Breed ⁽⁴⁾ /line ⁽⁴⁾ /cross ⁽⁴⁾ Name ⁽¹⁾		10.1.1. Paternal Grandsire Breeding register or breeding book number Individual identification number ⁽⁵⁾ ⁽⁸⁾ Animal health identification number ⁽⁵⁾ Breed ⁽⁴⁾ /line ⁽⁴⁾ /cross ⁽⁴⁾ Name ⁽¹⁾	
		10.1.2. Paternal Granddam Breeding register or breeding book number Individual identification number ⁽⁵⁾ ⁽⁸⁾ Animal health identification number ⁽⁵⁾ Breed ⁽⁴⁾ /line ⁽⁴⁾ /cross ⁽⁴⁾ Name ⁽¹⁾	

▼ **M1**

10.2. Dam Breeding register or breeding book number Individual identification number ⁽⁵⁾ ⁽⁸⁾ Animal health identification number ⁽⁵⁾ Breed ⁽⁴⁾ /line ⁽⁴⁾ /cross ⁽⁴⁾ Name ⁽¹⁾	10.2.1. Maternal Grandsire Breeding register or breeding book number Individual identification number ⁽⁵⁾ ⁽⁸⁾ Animal health identification number ⁽⁵⁾ Breed ⁽⁴⁾ /line ⁽⁴⁾ /cross ⁽⁴⁾ Name ⁽¹⁾				
	10.2.2. Maternal Granddam Breeding register or breeding book number Individual identification number ⁽⁵⁾ ⁽⁸⁾ Animal health identification number ⁽⁵⁾ Breed ⁽⁴⁾ /line ⁽⁴⁾ /cross ⁽⁴⁾ Name ⁽¹⁾				
11. Additional information ⁽¹⁾ ⁽⁷⁾ ⁽⁹⁾					
11.1. Results of performance testing					
11.2. Up-to-date results of the genetic evaluation carried out last on ... <i>(insert date in format dd.mm.yyyy or ISO 8601)</i>					
11.3. Genetic defects and genetic peculiarities of donor male in relation to the breeding programme					
11.4. Other relevant information on donor male					
11.5. Other relevant information, including results of performance testing or genetic evaluation, on parents and grandparents, if not indicated in point 10					
12. Validation ⁽¹⁰⁾					
12.1. Done at :		12.2. on:			
<i>(insert place of issue)</i>		<i>(insert date of issue)</i>			
12.3. Name and capacity of the signatory:					
<i>(insert in capital letters name and capacity of the individual ⁽¹¹⁾ signing the certificate)</i>					
12.4. Signature:					
✂					
<i>Part B. Information on semen ⁽¹²⁾</i>					
1. Identification of donor male(s) ⁽⁵⁾ ⁽¹⁰⁾					
1.1. Individual identification number(s)					
1.2. Animal health identification number(s)					
1.3. Reference(s) to zootechnical certificate(s) of donor male(s) ⁽¹⁾					
2. Identification of semen					
Colour of straws or other packages ⁽¹⁾ ⁽¹³⁾	Code on straws or other packages	Number of straws or other packages ⁽¹⁴⁾	Place of collection	Date of collection <i>(dd.mm.yyyy or ISO 8601)</i>	Others ⁽¹⁾ ⁽¹⁵⁾

▼ **M1**

3.	Semen collection or storage centre of dispatch	
3.1.	Name	
3.2.	Address	
3.3.	Approval number	
4.	Destination <i>(insert name and address)</i>	
5.	Name and address of the breeding operation ⁽⁴⁾ , or the third party ⁽¹⁾ designated by that breeding operation, responsible for carrying out testing ⁽¹⁶⁾ ⁽⁴⁾	
6.	Validation	
6.1.	Done at:	6.2. on:
	<i>(insert place of issue)</i>	<i>(insert date of issue)</i>
6.3.	Name and capacity of the signatory:	
	<i>(insert in capital letters name and capacity of the individual ⁽¹⁷⁾ signing the certificate)</i>	
6.4.	Signature:	
<i>Footnotes:</i>		
⁽¹⁾ Keep empty if not applicable.		
⁽²⁾ In case Part A of the zootechnical certificate is kept empty or removed from the zootechnical certificate and a copy of the zootechnical certificate issued for the donor male hybrid breeding pig(s) is attached, a reference (certificate number) to that zootechnical certificate of the donor male hybrid breeding pig(s) must be provided.		
⁽³⁾ Part A of the zootechnical certificate may be kept empty or removed from the zootechnical certificate following instructions in footnote 12.		
⁽⁴⁾ Delete where not applicable.		
⁽⁵⁾ Individual identification in accordance with the rules of the breeding programme approved in accordance with Article 8(3), and, where applicable, Article 12 of Regulation (EU) 2016/1012, and identification number in accordance with Union animal health legislation on the identification and registration of animals.		
⁽⁶⁾ This may be required by breeding operations in accordance with Article 22(2) of Regulation (EU) 2016/1012 for hybrid breeding pigs used for the collection of semen for artificial insemination.		
⁽⁷⁾ If necessary attach additional sheets of paper.		
⁽⁸⁾ Add individual identification number if different from breeding book number.		
⁽⁹⁾ If the results of performance testing or genetic evaluation can be accessed on a website, a direct reference to that website may be provided instead.		
⁽¹⁰⁾ Only required if Part A of the zootechnical certificate is issued by the breeding operation, or by a competent authority referred to in Article 30(2)(b) of Regulation (EU) 2016/1012 and Part B of the zootechnical certificate is issued by a semen collection or storage centre authorised in accordance with Article 31(1) of that Regulation.		
⁽¹¹⁾ That individual shall be a representative of the breeding operation, or of a competent authority referred to in Article 30(2)(b) of Regulation (EU) 2016/1012, who is authorised to sign the zootechnical certificate.		
⁽¹²⁾ In case only Part B of the zootechnical certificate is issued by a semen collection or storage centre authorised in accordance with Article 31(1) of Regulation (EU) 2016/1012 and Part A of the zootechnical certificate is kept empty or removed from the zootechnical certificate, point 1 of Part B must be completed and copies of the zootechnical certificates for the donor male hybrid breeding pigs, issued in accordance with the model laid down in Section A of Annex II to Regulation (EU) 2017/717, must be attached.		
⁽¹³⁾ Optional.		
⁽¹⁴⁾ A straw or another package may contain semen collected from more than one hybrid breeding pig, provided information on all contributing donor male hybrid breeding pigs is provided in point 1.3. of Part B.		
⁽¹⁵⁾ Where applicable, information on sexed semen may be provided.		
⁽¹⁶⁾ For semen intended for the performance testing or genetic evaluation of hybrid breeding pigs which have not undergone such testing or evaluation, in accordance with the quantity limits referred to in Article 24(1)(d) of Regulation (EU) 2016/1012.		
⁽¹⁷⁾ That individual shall be a representative of the breeding operation, or of a competent authority referred to in Article 30(2)(b) of Regulation (EU) 2016/1012, or of a semen collection or storage centre authorised in accordance with Article 31(1) of that Regulation, who is authorised to sign the zootechnical certificate.		
<i>Notes:</i>		
<ul style="list-style-type: none"> • The zootechnical certificate shall be issued in at least one of the official languages of the Member State of dispatch. • The colour of the signature must be different from that of the printing. • The zootechnical certificate may be issued in portrait or landscape orientation. • The footnotes and notes of this zootechnical certificate may not be printed, provided a reference to a directly accessible multilingual source of information is included in the title. 		



SECTION C

Zootechnical certificate for trade in oocytes of hybrid breeding pigs

Zootechnical certificate, in accordance with Regulation (EU) 2016/1012, for trade in oocytes of hybrid breeding pigs (<i>Sus scrofa</i>), including purebred breeding pigs of breeds and lines registered in breeding registers maintained by breeding operations		<i>(a logo of the issuing breeding operation, competent authority or embryo production team may be included)</i>
<i>All EU official languages of the zootechnical certificates, including footnotes and notes, are available in EUR-Lex</i>		Certificate number ⁽¹⁾
Name of issuing breeding operation/competent authority/embryo production team <i>(provide contact details and, where available, a reference to the website)</i> /reference to zootechnical certificate of donor animal ⁽²⁾		
<i>Part A. Information on the donor female hybrid breeding pig ⁽³⁾</i>		
1. Name of issuing breeding operation/competent authority <i>(provide contact details and, where available, a reference to the website)</i>		
2. Name of breeding register	3. Name of breed ⁽⁴⁾ /line ⁽⁴⁾ /cross ⁽⁴⁾	
4. Breeding register number of donor female		
5. Identification of donor female ⁽⁵⁾	6. Identity verification ⁽¹⁾ ⁽⁶⁾ ⁽⁷⁾	
5.1. System	6.1. Method	
5.2. Individual identification number	6.2. Result	
5.3. Animal health identification number		
5.4. Name ⁽¹⁾		
7. Date <i>(use format dd.mm.yyyy or ISO 8601)</i> and country of birth of donor female		
8. Name, address and email address ⁽¹⁾ of breeder		
9. Name, address and email address ⁽¹⁾ of owner		
10. The pedigree of donor female ⁽⁷⁾		
10.1. Sire Breeding register or breeding book number Individual identification number ⁽⁵⁾ ⁽⁸⁾ Animal health identification number ⁽⁵⁾ Breed ⁽⁴⁾ /line ⁽⁴⁾ /cross ⁽⁴⁾ Name ⁽¹⁾	10.1.1. Paternal Grandsire Breeding register or breeding book number Individual identification number ⁽⁵⁾ ⁽⁸⁾ Animal health identification number ⁽⁵⁾ Breed ⁽⁴⁾ /line ⁽⁴⁾ /cross ⁽⁴⁾ Name ⁽¹⁾	
	10.1.2. Paternal Granddam Breeding register or breeding book number Individual identification number ⁽⁵⁾ ⁽⁸⁾ Animal health identification number ⁽⁵⁾ Breed ⁽⁴⁾ /line ⁽⁴⁾ /cross ⁽⁴⁾ Name ⁽¹⁾	

▼ **M1**

10.2. Dam Breeding register or breeding book number Individual identification number ⁽⁵⁾ ⁽⁸⁾ Animal health identification number ⁽⁵⁾ Breed ⁽⁴⁾ /line ⁽⁴⁾ /cross ⁽⁴⁾ Name ⁽¹⁾	10.2.1. Maternal Grandsire Breeding register or breeding book number Individual identification number ⁽⁵⁾ ⁽⁸⁾ Animal health identification number ⁽⁵⁾ Breed ⁽⁴⁾ /line ⁽⁴⁾ /cross ⁽⁴⁾ Name ⁽¹⁾					
	10.2.2. Maternal Granddam Breeding register or breeding book number Individual identification number ⁽⁵⁾ ⁽⁸⁾ Animal health identification number ⁽⁵⁾ Breed ⁽⁴⁾ /line ⁽⁴⁾ /cross ⁽⁴⁾ Name ⁽¹⁾					
11. Additional information ⁽¹⁾ ⁽⁷⁾ ⁽⁹⁾						
11.1. Results of performance testing						
11.2. Up-to-date results of the genetic evaluation carried out last on ... <i>(insert date in format dd.mm.yyyy or ISO 8601)</i>						
11.3. Genetic defects and genetic peculiarities of the donor female in relation to the breeding programme						
11.4. Other relevant information on donor female						
11.5. Other relevant information, including results of performance testing or genetic evaluation, on parents and grandparents, if not indicated in point 10						
12. Validation ⁽¹⁰⁾						
12.1. Done at : <i>(insert place of issue)</i>	12.2. on: <i>(insert date of issue)</i>					
12.3. Name and capacity of the signatory: <i>(insert in capital letters name and capacity of the individual ⁽¹¹⁾ signing the certificate)</i>						
12.4. Signature:						
⌘						
<i>Part B. Information on oocytes ⁽¹²⁾</i>						
1. Identification of donor female ⁽⁵⁾ ⁽¹⁰⁾						
1.1. Individual identification number						
1.2. Animal health identification number						
1.3. Reference to zootechnical certificate of donor female ⁽¹⁾						
2. Identification system						
Colour of straws or other packages ⁽¹⁾ ⁽¹³⁾	Code on straws or other packages	Number of straws or other packages	Number of oocytes ⁽¹⁴⁾	Place of collection	Date of collection <i>(dd.mm.yyyy or ISO 8601)</i>	Others ⁽¹⁾


▼ M1

3. Embryo production team of dispatch	
3.1.	Name
3.2.	Address
3.3.	Approval number
4. Destination (<i>insert name and address</i>)	
5. Validation	
5.1.	Done at: 5.2. on:..... <i>(insert place of issue)</i> <i>(insert date of issue)</i>
5.3.	Name and capacity of the signatory: <i>(insert in capital letters name and capacity of the individual ⁽¹⁵⁾ signing the certificate)</i>
5.4.	Signature:
<i>Footnotes:</i>	
(1) Keep empty if not applicable.	
(2) In case Part A of the zootechnical certificate is kept empty or removed from the zootechnical certificate and a copy of the zootechnical certificate issued for the donor female hybrid breeding pig is attached, a reference (certificate number) to that zootechnical certificate of the donor female hybrid breeding pig must be provided.	
(3) Part A of the zootechnical certificate may be kept empty or removed from the zootechnical certificate following instructions in footnote 12.	
(4) Delete where not applicable.	
(5) Individual identification in accordance with the rules of the breeding programme approved in accordance with Article 8(3), and, where applicable, Article 12 of Regulation (EU) 2016/1012, and identification number in accordance with Union animal health legislation on the identification and registration of animals.	
(6) This may be required by breeding operations in accordance with Article 22(2) of Regulation (EU) 2016/1012 for hybrid breeding pigs used for the collection of oocytes.	
(7) If necessary attach additional sheets of paper.	
(8) Add individual identification number if different from breeding book number.	
(9) If the results of performance testing or genetic evaluation can be accessed on a website, a direct reference to that website may be provided instead.	
(10) Only required if Part A of the zootechnical certificate is issued by the breeding operation, or by a competent authority referred to in Article 30(2)(b) of Regulation (EU) 2016/1012 and Part B of the zootechnical certificate is issued by an embryo production team authorised in accordance with Article 31(1) of that Regulation.	
(11) That individual shall be a representative of the breeding operation, or of a competent authority referred to in Article 30(2)(b) of Regulation (EU) 2016/1012, who is authorised to sign the zootechnical certificate.	
(12) In case only Part B of the zootechnical certificate is issued by an embryo production team authorised in accordance with Article 31(1) of Regulation (EU) 2016/1012 and Part A of the zootechnical certificate is kept empty or removed from the zootechnical certificate, point 1 of Part B must be completed and copies of the zootechnical certificates for the donor female hybrid breeding pigs, issued in accordance with the model laid down in Section A of Annex II to Regulation (EU) 2017/717, must be attached.	
(13) Optional.	
(14) Where there is more than one oocyte in a straw or another package, a clear indication of the number of oocytes is required. A straw or another package shall contain only oocytes collected from one hybrid breeding pig.	
(15) That individual shall be a representative of the breeding operation, or of a competent authority referred to in Article 30(2)(b) of Regulation (EU) 2016/1012, or of an embryo production team authorised in accordance with Article 31(1) of that Regulation, who is authorised to sign the zootechnical certificate.	
<i>Notes:</i>	
<ul style="list-style-type: none"> • The zootechnical certificate shall be issued in at least one of the official languages of the Member State of dispatch. • The colour of the signature must be different from that of the printing. • The zootechnical certificate may be issued in portrait or landscape orientation. • The footnotes and notes of this zootechnical certificate may not be printed, provided a reference to a directly accessible multi-lingual source of information is included in the title. 	

▼ M1

SECTION D

Zootechnical certificate for trade in embryos of hybrid breeding pigs

Zootechnical certificate, in accordance with Regulation (EU) 2016/1012, for trade in embryos of hybrid breeding pigs (<i>Sus scrofa</i>), including purebred breeding pigs of breeds and lines registered in breeding registers maintained by breeding operations <i>All EU official languages of the zootechnical certificates, including footnotes and notes, are available in EUR-Lex</i>		<i>(a logo of the issuing breeding operation, competent authority or embryo collection or production team may be included)</i>
		Certificate number ⁽¹⁾
Name of issuing breeding operation/competent authority/embryo collection or production team <i>(provide contact details and, where available, a reference to the website)</i> /reference to zootechnical certificate(s) of donor animal(s) ⁽²⁾		
		
Part A. Information on the donor female hybrid breeding pig ⁽³⁾		
1. Name of issuing breeding operation/competent authority <i>(provide contact details and, where available, a reference to the website)</i>		
2. Name of breeding register	3. Name of breed ⁽⁴⁾ /line ⁽⁴⁾ /cross ⁽⁴⁾	
4. Breeding register number of donor female		
5. Identification of donor female ⁽⁵⁾	6. Identity verification ⁽¹⁾ ⁽⁶⁾ ⁽⁷⁾	
5.1. System	6.1. Method	
5.2. Individual identification number	6.2. Result	
5.3. Animal health identification number		
5.4. Name ⁽¹⁾		
7. Date <i>(use format dd.mm.yyyy or ISO 8601)</i> and country of birth of donor female		
8. Name, address and email address ⁽¹⁾ of breeder		
9. Name, address and email address ⁽¹⁾ of owner		
10. The pedigree of donor female ⁽⁷⁾		
10.1. Sire Breeding register or breeding book number Individual identification number ⁽⁵⁾ ⁽⁸⁾ Animal health identification number ⁽⁵⁾ Breed ⁽⁴⁾ /line ⁽⁴⁾ /cross ⁽⁴⁾ Name ⁽¹⁾	10.1.1. Paternal Grandsire Breeding register or breeding book number Individual identification number ⁽⁵⁾ ⁽⁸⁾ Animal health identification number ⁽⁵⁾ Breed ⁽⁴⁾ /line ⁽⁴⁾ /cross ⁽⁴⁾ Name ⁽¹⁾	

▼ **M1**

	10.1.2. Paternal Granddam Breeding register or breeding book number Individual identification number ⁽⁵⁾ ⁽⁸⁾ Animal health identification number ⁽⁵⁾ Breed ⁽⁴⁾ /line ⁽⁴⁾ /cross ⁽⁴⁾ Name ⁽¹⁾
10.2. Dam Breeding register or breeding book number Individual identification number ⁽⁵⁾ ⁽⁸⁾ Animal health identification number ⁽⁵⁾ Breed ⁽⁴⁾ /line ⁽⁴⁾ /cross ⁽⁴⁾ Name ⁽¹⁾	10.2.1. Maternal Grandsire Breeding register or breeding book number Individual identification number ⁽⁵⁾ ⁽⁸⁾ Animal health identification number ⁽⁵⁾ Breed ⁽⁴⁾ /line ⁽⁴⁾ /cross ⁽⁴⁾ Name ⁽¹⁾
	10.2.2. Maternal Granddam Breeding register or breeding book number Individual identification number ⁽⁵⁾ ⁽⁸⁾ Animal health identification number ⁽⁵⁾ Breed ⁽⁴⁾ /line ⁽⁴⁾ /cross ⁽⁴⁾ Name ⁽¹⁾
11. Additional information ⁽¹⁾ ⁽⁷⁾ ⁽⁹⁾	
11.1. Results of performance testing	
11.2. Up-to-date results of the genetic evaluation carried out last on ... <i>(insert date in format dd.mm.yyyy or ISO 8601)</i>	
11.3. Genetic defects and genetic peculiarities of donor female in relation to the breeding programme	
11.4. Other relevant information on donor female	
11.5. Other relevant information, including results of performance testing or genetic evaluation, on parents and grandparents, if not indicated in point 10	
12. Validation ⁽¹⁰⁾	
12.1. Done at:	12.2. on:
<i>(insert place of issue)</i> <i>(insert date of issue)</i>	
12.3. Name and capacity of the signatory:	
<i>(insert in capital letters name and capacity of the individual ⁽¹¹⁾ signing the certificate)</i>	
12.4. Signature:	
⌘	
<i>Part B. Information on the donor male hybrid breeding pig ⁽³⁾</i>	
1. Name of issuing breeding operation <i>(provide contact details and, where available, a reference to the website)</i>	
2. Name of breeding register	3. Name of breed ⁽⁴⁾ /line ⁽⁴⁾ /cross ⁽⁴⁾
4. Breeding register number of donor male	

▼ **M1**

5. Identification of donor male ⁽⁵⁾	6. Identity verification ⁽¹⁾ ⁽⁶⁾ ⁽⁷⁾
5.1. System	6.1. Method
5.2. Individual identification number	6.2. Result
5.3. Animal health identification number	
5.4. Name ⁽¹⁾	
7. Date (<i>use format dd.mm.yyyy or ISO 8601</i>) and country of birth of donor male	
8. Name, address and email address ⁽¹⁾ of breeder	
9. Name, address and email address ⁽¹⁾ of owner	
10. The pedigree of donor male ⁽⁷⁾	
10.1. Sire Breeding register or breeding book number Individual identification number ⁽⁵⁾ ⁽⁸⁾ Animal health identification number ⁽⁵⁾ Breed ⁽⁴⁾ /line ⁽⁴⁾ /cross ⁽⁴⁾ Name ⁽¹⁾	10.1.1. Paternal Grandsire Breeding register or breeding book number Individual identification number ⁽⁵⁾ ⁽⁸⁾ Animal health identification number ⁽⁵⁾ Breed ⁽⁴⁾ /line ⁽⁴⁾ /cross ⁽⁴⁾ Name ⁽¹⁾
	10.1.2. Paternal Granddam Breeding register or breeding book number Individual identification number ⁽⁵⁾ ⁽⁸⁾ Animal health identification number ⁽⁵⁾ Breed ⁽⁴⁾ /line ⁽⁴⁾ /cross ⁽⁴⁾ Name ⁽¹⁾
10.2. Dam Breeding register or breeding book number Individual identification number ⁽⁵⁾ ⁽⁸⁾ Animal health identification number ⁽⁵⁾ Breed ⁽⁴⁾ /line ⁽⁴⁾ /cross ⁽⁴⁾ Name ⁽¹⁾	10.2.1. Maternal Grandsire Breeding register or breeding book number Individual identification number ⁽⁵⁾ ⁽⁸⁾ Animal health identification number ⁽⁵⁾ Breed ⁽⁴⁾ /line ⁽⁴⁾ /cross ⁽⁴⁾ Name ⁽¹⁾
	10.2.2. Maternal Granddam Breeding register or breeding book number Individual identification number ⁽⁵⁾ ⁽⁸⁾ Animal health identification number ⁽⁵⁾ Breed ⁽⁴⁾ /line ⁽⁴⁾ /cross ⁽⁴⁾ Name ⁽¹⁾
11. Additional information ⁽¹⁾ ⁽⁷⁾ ⁽⁹⁾	
11.1. Results of performance testing	
11.2. Up-to-date results of the genetic evaluation carried out last on ...(<i>insert date in format dd.mm.yyyy or ISO 8601</i>)	
11.3. Genetic defects and genetic peculiarities of donor male in relation to the breeding programme	
11.4. Other relevant information on donor male	
11.5. Other relevant information, including results of performance testing or genetic evaluation, on parents and grandparents, if not indicated in point 10	

▼ **M1**

12. Validation ⁽¹⁰⁾						
12.1. Done at: 12.2. on:						
<i>(insert place of issue)</i> <i>(insert date of issue)</i>						
12.3. Name and capacity of the signatory:						
<i>(insert in capital letters name and capacity of the individual ⁽¹¹⁾ signing the certificate)</i>						
14.2. Signature:						
✂						
<i>Part C. Information on embryos ⁽¹²⁾</i>						
1. Identification of donor female ⁽⁵⁾ ⁽¹⁰⁾						
1.1. Individual identification number						
1.2. Animal health identification number						
1.3. Reference to zootechnical certificate of donor female ⁽¹⁾						
2. Identification of donor male(s) ⁽⁵⁾ ⁽¹⁰⁾						
2.1. Individual identification number(s)						
2.2. Animal health identification number(s)						
2.3. Reference(s) to zootechnical certificate(s) of						
2.3.1. donor male(s) ⁽¹⁾ ⁽⁴⁾						
2.3.2. semen ⁽¹⁾ ⁽⁴⁾						
3. Identification of embryos						
Colour of straws or other packages ⁽¹⁾ ⁽¹³⁾	Code on straws or other packages	Number of straws or other packages	Number of embryos ⁽¹⁴⁾ ⁽¹⁵⁾	Place of collection or production	Date of collection or production <i>(dd.mm.yyyy or ISO 8601)</i>	Others ⁽¹⁾ ⁽¹⁶⁾
4. Embryo collection or production team of dispatch						
4.1. Name						
4.2. Address						
4.3. Approval number						
5. Destination <i>(insert name and address)</i>						

▼ **M1**

<i>Part D. Information on surrogate recipient of embryo(s)</i>	
6.	Individual identification number ⁽⁵⁾ of surrogate recipient ⁽¹⁾
7.	Validation
7.1.	Done at: 7.2. on:
	<i>(insert place of issue)</i> <i>(insert date of issue)</i>
7.3.	Name and capacity of the signatory:
	<i>(insert in capital letters name and capacity of the individual ⁽¹⁷⁾ signing that certificate)</i>
7.4.	Signature:
<i>Footnotes:</i>	
<p>⁽¹⁾ Keep empty if not applicable.</p> <p>⁽²⁾ In case Part(s) A and/or B of the zootechnical certificate is/are kept empty or removed from the zootechnical certificate and a copy of the zootechnical certificate issued for the donor female or male hybrid breeding pig(s), or for the semen of those male hybrid breeding pig(s), is attached, a reference (certificate number) to that zootechnical certificate of the donor female or male hybrid breeding pig(s), or of the semen of those male hybrid breeding pig(s), must be provided.</p> <p>⁽³⁾ Part(s) A and/or B of the zootechnical certificate may be kept empty or removed from the zootechnical certificate following instructions in footnote 12.</p> <p>⁽⁴⁾ Delete where not applicable.</p> <p>⁽⁵⁾ Individual identification in accordance with the rules of the breeding programme approved in accordance with Article 8(3), and, where applicable, Article 12 of Regulation (EU) 2016/1012, and identification number in accordance with Union animal health legislation on the identification and registration of animals.</p> <p>⁽⁶⁾ This may be required by breeding operations in accordance with Article 22(2) of Regulation (EU) 2016/1012 for hybrid breeding pigs used for the collection of semen for artificial insemination or used for the collection of oocytes or embryos.</p> <p>⁽⁷⁾ If necessary attach additional sheets of paper.</p> <p>⁽⁸⁾ Add individual identification number if different from breeding book number.</p> <p>⁽⁹⁾ If the results of performance testing or genetic evaluation can be accessed on a website, a direct reference to that website may be provided instead.</p> <p>⁽¹⁰⁾ Only required if Part A or B of the zootechnical certificate is issued by the breeding operation, or by a competent authority referred to in Article 30(2)(b) of Regulation (EU) 2016/1012 and Parts C and D of the zootechnical certificate are issued by an embryo collection or production team authorised in accordance with Article 31(1) of that Regulation.</p> <p>⁽¹¹⁾ That individual shall be a representative of the breeding operation, or of a competent authority referred to in Article 30(2)(b) of Regulation (EU) 2016/1012, who is authorised to sign the zootechnical certificate.</p> <p>⁽¹²⁾ In case only Part C and, where applicable, Part D of the zootechnical certificate are issued by an embryo collection or production team authorised in accordance with Article 31(1) of Regulation (EU) 2016/1012, and Part(s) A and/or B of the zootechnical certificate is/are kept empty or removed from the zootechnical certificate, points 1 and 2 of Part C must be completed and copies of zootechnical certificates attached as follows:</p> <p>(a) for donor females, in accordance with the model laid down in Section A of Annex II to Regulation (EU) 2017/717;</p> <p>(b) for the fertilising semen:</p> <p>(i) as described in point (a), with the necessary adaptations for donor males, or</p> <p>(ii) in accordance with the model laid down in Section B of Annex II to Regulation (EU) 2017/717.</p> <p>⁽¹³⁾ Optional.</p> <p>⁽¹⁴⁾ Where there is more than one embryo in a straw or another package, a clear indication of the number of embryos is required.</p> <p>⁽¹⁵⁾ A straw or another package may contain embryos collected, or produced from oocytes collected, from a single female hybrid breeding pig fertilised with semen collected from more than one donor male hybrid breeding pig, provided information on all contributing donor male hybrid breeding pigs is provided in point 2.3. of Part C.</p> <p>⁽¹⁶⁾ Where applicable, information on sexed embryos or on the stage of development of the embryo may be provided.</p> <p>⁽¹⁷⁾ That individual shall be a representative of the breeding operation, or of a competent authority referred to in Article 30(2)(b) of Regulation (EU) 2016/1012, or of an embryo collection or production team authorised in accordance with Article 31(1) of that Regulation, who is authorised to sign the zootechnical certificate.</p>	
<i>Notes:</i>	
<ul style="list-style-type: none"> • The zootechnical certificate shall be issued in at least one of the official languages of the Member State of dispatch. • The colour of the signature must be different from that of the printing. • The zootechnical certificate may be issued in portrait or landscape orientation. • The footnotes and notes of this zootechnical certificate may not be printed, provided a reference to a directly accessible multi-lingual source of information is included in the title. 	

▼ M1

ANNEX III

MODEL FORMS FOR ZOOTECHNICAL CERTIFICATES FOR ENTRY INTO THE UNION OF PUREBRED BREEDING ANIMALS AND THEIR GERMINAL PRODUCTS

SECTION A

Zootechnical certificate for entry into the Union of purebred breeding animals of the bovine, porcine, ovine, caprine and equine species

Zootechnical certificate, in accordance with Regulation (EU) 2016/1012, for entry into the Union of purebred breeding animals of the following species: (a) bovine species (<i>Bos taurus</i> , <i>Bos indicus</i> , <i>Bubalus bubalis</i>) ⁽¹⁾ (b) porcine species (<i>Sus scrofa</i>) ⁽¹⁾ ⁽²⁾ (c) ovine species (<i>Ovis aries</i>) ⁽¹⁾ (d) caprine species (<i>Capra hircus</i>) ⁽¹⁾ (e) equine species (<i>Equus caballus</i> and <i>Equus asinus</i>) ⁽¹⁾ <i>All EU official languages of the zootechnical certificates, including footnotes and notes, are available in EUR-Lex</i>		<i>(a logo of the issuing breeding body may be included)</i>
		Certificate number ⁽³⁾
1. Name of issuing breeding body <i>(provide contact details and, where available, a reference to the website)</i>		
2. Name of breeding book	3. Name of breed of purebred breeding animal	
4. Class within the main section of the breeding book where animal is entered ⁽³⁾		
5. Sex of animal	6. Breeding book number of animal	
7. Identification of purebred breeding animal ⁽⁴⁾	8. Identity verification ⁽³⁾ ⁽⁵⁾ ⁽⁶⁾	
7.1. System	8.1. Method	
7.2. Individual identification number	8.2. Result	
7.3. Name ⁽³⁾		
9. Date <i>(use format dd.mm.yyyy or ISO 8601)</i> ⁽⁷⁾ and country of birth of animal		
10. Name, address and email address ⁽³⁾ of breeder		
11. Name, address and email address ⁽³⁾ of owner		
12. The pedigree ⁽⁶⁾ ⁽⁸⁾ of the purebred breeding animal		
12.1. Sire Breeding book number and section Individual identification number ⁽⁴⁾ ⁽⁹⁾ Name ⁽³⁾	12.1.1. Paternal Grandsire Breeding book number and section Individual identification number ⁽⁴⁾ ⁽⁹⁾ Name ⁽³⁾	

▼ **M1**

	12.1.2. Paternal Granddam Breeding book number and section Individual identification number ⁽⁴⁾ ⁽⁹⁾ Name ⁽³⁾
12.2. Dam Breeding book number and section Individual identification number ⁽⁴⁾ ⁽⁹⁾ Name ⁽³⁾	12.2.1. Maternal Grandsire Breeding book number and section Individual identification number ⁽⁴⁾ ⁽⁹⁾ Name ⁽³⁾
	12.2.2. Maternal Granddam Breeding book number and section Individual identification number ⁽⁴⁾ ⁽⁹⁾ Name ⁽³⁾
13. Additional information ⁽³⁾ ⁽⁶⁾ ⁽¹⁰⁾	
13.1. Results of performance testing	
13.2. Up-to-date results of the genetic evaluation carried out last on ... <i>(insert date in format dd.mm.yyyy or ISO 8601)</i>	
13.3. Genetic defects and genetic peculiarities of the animal in relation to the breeding programme	
13.4. Other relevant information on purebred breeding animal	
13.5. Other relevant information, including results of performance testing or genetic evaluation, on parents and grandparents, if not indicated in point 12	
14. Insemination ⁽¹⁾ /mating ⁽¹⁾ ⁽³⁾ ⁽¹¹⁾	
14.1. Date <i>(insert date in format dd.mm.yyyy or ISO 8601 or indicate in the same date format the mating period from to)</i>	
14.2. Identification of the fertilising male(s)	
14.2.1. Breeding book number(s) and section(s)	
14.2.2. Individual identification number(s) ⁽⁴⁾ ⁽⁹⁾	
14.2.3. Name(s) ⁽³⁾	
14.2.4. System(s) of identity verification and result(s) ⁽⁵⁾	
15. Name of breed society ⁽¹⁾ /competent authority ⁽¹⁾ /breeding operation ⁽¹⁾ maintaining the breeding book ⁽¹⁾ /breeding register ⁽¹⁾ into which the purebred breeding animal is intended to be entered ⁽¹⁾ /registered ⁽¹⁾ <i>(provide contact details and, where available, a reference to the website)</i>	
16. Validation	
16.1. Done at:	16.2. on:
<i>(insert place of issue)</i>	
<i>(insert date of issue)</i>	
16.3. Name and capacity of the signatory:	
<i>(insert in capital letters name and capacity of the individual ⁽¹²⁾ signing that certificate)</i>	
16.4. Signature:	

▼ **M1***Footnotes:*

- (¹) Delete where not applicable.
- (²) A single zootechnical certificate may be issued for a group of purebred breeding animals of the porcine species provided that those purebred breeding animals have the same age and the same genetic dam and sire and that individual information is provided in points 5, 6, 7.2, 13 and, as appropriate, 14 of this zootechnical certificate.
- (³) Keep empty if not applicable.
- (⁴) In accordance with the legislation on the identification and registration of animals of the country of dispatch.
- (⁵) Required in accordance with Article 22(1) of Regulation (EU) 2016/1012 for purebred breeding animals of the bovine, ovine, caprine and equine species used for the collection of semen for artificial insemination. This may be required for purebred breeding animals of the porcine species used for the collection of semen for artificial insemination or for purebred breeding animals of the bovine, ovine, caprine, porcine and equine species used for the collection of oocytes and embryos in accordance with Article 22(2) of Regulation (EU) 2016/1012 by breed societies maintaining the breeding book where the animal is to be entered.
- (⁶) If necessary attach additional sheets of paper.
- (⁷) For animals of the ovine and caprine species kept in extensive farming conditions, instead of the date of birth, the year of birth (yyyy) and date of identification (dd.mm.yyyy or ISO 8601) may be provided.
- (⁸) As regards section of the breeding book, insert 'main section' or 'supplementary section'. Information on additional generations may be provided.
- (⁹) Add individual identification number if different from breeding book number.
- (¹⁰) If the results of performance testing or genetic evaluation can be accessed on a website, a direct reference to that website may be provided instead.
- (¹¹) Required in the case of pregnant females. Information may be indicated in a separate document.
- (¹²) That individual shall be a representative of the breeding body, including official service of the country of dispatch, which is listed in accordance with Article 34 of Regulation (EU) 2016/1012, who is authorised to sign the zootechnical certificate.

Notes:

- The zootechnical certificate shall be issued in at least one of the official languages of the country of dispatch.
- The colour of the signature must be different from that of the printing.
- The zootechnical certificate may be issued in portrait or landscape orientation.
- The footnotes and notes of this zootechnical certificate may not be printed, provided a reference to a directly accessible multilingual source of information is included in the title.



SECTION B

Zootechnical certificate for entry into the Union of semen of purebred breeding animals

Zootechnical certificate, in accordance with Regulation (EU) 2016/1012, for entry into the Union of semen of purebred breeding animals of the following species: (a) bovine species (<i>Bos taurus</i> , <i>Bos indicus</i> , <i>Bubalus bubalis</i>) ⁽¹⁾ (b) porcine species (<i>Sus scrofa</i>) ⁽¹⁾ (c) ovine species (<i>Ovis aries</i>) ⁽¹⁾ (d) caprine species (<i>Capra hircus</i>) ⁽¹⁾ (e) equine species (<i>Equus caballus</i> and <i>Equus asinus</i>) ⁽¹⁾ <i>All EU official languages of the zootechnical certificates, including footnotes and notes, are available in EUR-Lex</i>		<i>(a logo of the issuing breeding body or semen collection or storage centre may be included)</i>
		Certificate number ⁽²⁾
Name of issuing breeding body/semen collection or storage centre <i>(provide contact details and, where available, a reference to the website)</i> /reference to zootechnical certificate of donor animal ⁽³⁾		
Part A. Information on the donor male purebred breeding animal ⁽⁴⁾		
1. Name of issuing breeding body <i>(provide contact details and, where available, a reference to the website)</i>		
2. Name of breeding book	3. Name of breed of donor male	
4. Class within the main section of the breeding book where donor male is entered ⁽²⁾		
5. Breeding book number of donor male		
6. Identification of donor male ⁽⁵⁾	7. Identity verification ⁽²⁾ ⁽⁶⁾ ⁽⁷⁾	
6.1. System	7.1. Method	
6.2. Individual identification number	7.2. Result	
6.3. Name ⁽²⁾		
8. Date <i>(use format dd.mm.yyyy or ISO 8601)</i> ⁽⁸⁾ and country of birth of donor male		
9. Name, address and email address ⁽²⁾ of breeder		
10. Name, address and email address ⁽²⁾ of owner		
11. The pedigree of donor male ⁽⁷⁾ ⁽⁹⁾		
11.1. Sire Breeding book number and section Individual identification number ⁽⁵⁾ ⁽¹⁰⁾ Name ⁽²⁾	11.1.1. Paternal Grandsire Breeding book number and section Individual identification number ⁽⁵⁾ ⁽¹⁰⁾ Name ⁽²⁾	
	11.1.2. Paternal Granddam Breeding book number and section Individual identification number ⁽⁵⁾ ⁽¹⁰⁾ Name ⁽²⁾	

▼ **M1**

11.2. Dam Breeding book number and section Individual identification number ⁽⁵⁾ ⁽¹⁰⁾ Name ⁽²⁾		11.2.1. Maternal Grandsire Breeding book number and section Individual identification number ⁽⁵⁾ ⁽¹⁰⁾ Name ⁽²⁾			
		11.2.2. Maternal Granddam Breeding book number and section Individual identification number ⁽⁵⁾ ⁽¹⁰⁾ Name ⁽²⁾			
12. Additional information ⁽²⁾ ⁽⁷⁾ ⁽¹¹⁾					
12.1. Results of performance testing					
12.2. Up-to-date results of the genetic evaluation carried out last on ... <i>(insert date in format dd.mm.yyyy or ISO 8601)</i>					
12.3. Genetic defects and genetic peculiarities of donor male in relation to the breeding programme					
12.4. Other relevant information on donor male					
12.5. Other relevant information, including results of performance testing or genetic evaluation, on parents and grandparents, if not indicated in point 11					
13. Validation ⁽¹²⁾					
13.1. Done at:		13.2. on:			
<i>(insert place of issue)</i>		<i>(insert date of issue)</i>			
13.3. Name and capacity of the signatory:					
<i>(insert in capital letters name and capacity of the individual ⁽¹³⁾ signing the certificate)</i>					
13.4. Signature:					
✂					
<i>Part B. Information on semen ⁽¹⁴⁾</i>					
1. Identification of donor male(s) ⁽⁵⁾ ⁽¹²⁾					
1.1. Individual identification number(s)					
1.2. Reference(s) to zootechnical certificate(s) of donor male(s) ⁽²⁾					
2. Identification system					
Colour of straws or other packages ⁽²⁾ ⁽¹⁵⁾	Code on straws or other packages	Number of straws or other packages ⁽¹⁶⁾	Place of collection	Date of collection <i>(dd.mm.yyyy or ISO 8601)</i>	Others ⁽²⁾ ⁽¹⁷⁾

▼ **M1**

3. Semen collection or storage centre of dispatch	
3.1.	Name
3.2.	Address
3.3.	Approval number
4. Destination (<i>insert name and address</i>)	
5. Name and address of the breed society ⁽¹⁾ , or the third party ⁽²⁾ designated by that breed society, responsible for carrying out testing ⁽¹⁸⁾ ⁽¹⁾	
6. Validation	
6.1.	Done at: 6.2. on:
	<i>(insert place of issue)</i> <i>(insert date of issue)</i>
6.3.	Name and capacity of the signatory:
	<i>(insert in capital letters name and capacity of the individual ⁽¹⁹⁾ signing that certificate)</i>
6.4.	Signature:
<p><i>Footnotes:</i></p> <p>⁽¹⁾ Delete where not applicable.</p> <p>⁽²⁾ Keep empty if not applicable.</p> <p>⁽³⁾ In case Part A of the zootechnical certificate is kept empty or removed from the zootechnical certificate and a copy of the zootechnical certificate issued for the donor male purebred breeding animal(s) is attached, a reference (certificate number) to that zootechnical certificate of the donor male purebred breeding animal(s) must be provided.</p> <p>⁽⁴⁾ Part A of the zootechnical certificate may be kept empty or removed from the zootechnical certificate following the instructions in footnote 14.</p> <p>⁽⁵⁾ In accordance with the legislation on the identification and registration of animals of the country of dispatch.</p> <p>⁽⁶⁾ Required in accordance with Article 22(1) of Regulation (EU) 2016/1012 for purebred breeding animals of the bovine, ovine, caprine and equine species used for the collection of semen for artificial insemination. This may be required in accordance with Article 22(2) of Regulation (EU) 2016/1012 for purebred breeding animals of the porcine species used for the collection of semen for artificial insemination by breed society maintaining the breeding book where the offspring of the donor animal is to be entered.</p> <p>⁽⁷⁾ If necessary attach additional sheets of paper.</p> <p>⁽⁸⁾ For animals of the ovine and caprine species kept in extensive farming conditions, instead of the date of birth, the year of birth (yyyy) and date of identification (dd.mm.yyyy or ISO 8601) may be provided.</p> <p>⁽⁹⁾ Insert 'main section' or 'supplementary section' as appropriate. Information on additional generations may be provided.</p> <p>⁽¹⁰⁾ Add individual identification number if different from breeding book number.</p> <p>⁽¹¹⁾ If the results of performance testing or genetic evaluation can be accessed on a website, a direct reference to that website may be provided instead.</p> <p>⁽¹²⁾ Only required if Part A of the zootechnical certificate is issued by the breeding body, including official service of the country of dispatch, which is listed in accordance with Article 34 of Regulation (EU) 2016/1012 and Part B of the zootechnical certificate is issued by a semen collection or storage centre acting on behalf of the breeding body in accordance with Article 33(1) of that Regulation.</p> <p>⁽¹³⁾ That individual shall be a representative of the breeding body, including official service of the country of dispatch, which is listed in accordance with Article 34 of Regulation (EU) 2016/1012, who is authorised to sign the zootechnical certificate.</p> <p>⁽¹⁴⁾ In case only Part B of the zootechnical certificate is issued by a semen collection or storage centre acting on behalf of the breeding body in accordance with Article 33(1) of Regulation (EU) 2016/1012 and Part A of the zootechnical certificate is kept empty or removed from the zootechnical certificate, point 1 of Part B must be completed and copies of the zootechnical certificates for the donor males, issued in accordance with the model laid down in Section A of Annex III to Regulation (EU) 2017/717, must be attached.</p> <p>⁽¹⁵⁾ Optional.</p> <p>⁽¹⁶⁾ A straw or another package may contain semen collected from more than one purebred breeding animal, provided information on all contributing donor male purebred breeding animals is provided in point 1.2. of Part B.</p> <p>⁽¹⁷⁾ Where applicable, information on sexed semen may be provided.</p> <p>⁽¹⁸⁾ For semen intended for the testing of purebred breeding animals of the bovine, porcine, ovine or caprine species which have not undergone performance testing or genetic evaluation, in accordance with the quantity limits referred to in Article 21(1)(g) of Regulation (EU) 2016/1012.</p> <p>⁽¹⁹⁾ That individual shall be a representative of the breeding body, including official service of the country of dispatch, which is listed in accordance with Article 34 of Regulation (EU) 2016/1012, or of a semen collection or storage centre acting on behalf of the breeding body in accordance with Article 33(1) of that Regulation, who is authorised to sign the zootechnical certificate.</p>	

▼ **M1**

Notes:

- The zootechnical certificate shall be issued in at least one of the official languages of the country of dispatch.
- The colour of the signature must be different from that of the printing.
- The zootechnical certificate may be issued in portrait or landscape orientation.
- The footnotes and notes of this zootechnical certificate may not be printed, provided a reference to a directly accessible multi-lingual source of information is included in the title.

▼ **M1**

SECTION C

Zootechnical certificate for entry into the Union of oocytes of purebred breeding animals

Zootechnical certificate, in accordance with Regulation (EU) 2016/1012, for entry into the Union of oocytes of purebred breeding animals of the following species: (a) bovine species (<i>Bos taurus</i> , <i>Bos indicus</i> , <i>Bubalus bubalis</i>) ⁽¹⁾ (b) porcine species (<i>Sus scrofa</i>) ⁽¹⁾ (c) ovine species (<i>Ovis aries</i>) ⁽¹⁾ (d) caprine species (<i>Capra hircus</i>) ⁽¹⁾ (e) equine species (<i>Equus caballus</i> and <i>Equus asinus</i>) ⁽¹⁾ <i>All EU official languages of the zootechnical certificates, including footnotes and notes, are available in EUR-Lex</i>		<i>(a logo of the issuing body or embryo production team may be included)</i>
		Certificate number ⁽²⁾
Name of issuing breeding body/embryo production team (<i>provide contact details and, where available, a reference to the website</i>)/reference to zootechnical certificate of donor animal ⁽³⁾		
✂		
Part A. Information on the donor female purebred breeding animal ⁽⁴⁾		
1. Name of issuing breeding body (<i>provide contact details and, where available, a reference to the website</i>)		
2. Name of breeding book	3. Name of breed of donor female	
4. Class within the main section of the breeding book where donor female is entered ⁽²⁾		
5. Breeding book number of donor female		
6. Identification of donor female ⁽⁵⁾	7. Identity verification ⁽²⁾ ⁽⁶⁾ ⁽⁷⁾	
6.1. System	7.1. Method	
6.2. Individual identification number	7.2. Result	
6.3. Name ⁽²⁾		
8. Date (<i>use format dd.mm.yyyy or ISO 8601</i>) ⁽⁸⁾ and country of birth of donor female		
9. Name, address and email address ⁽²⁾ of breeder		
10. Name, address and email address ⁽²⁾ of owner		
11. The pedigree of donor female ⁽⁷⁾ ⁽⁹⁾		
11.1. Sire Breeding book number and section Individual identification number ⁽⁵⁾ ⁽¹⁰⁾ Name ⁽²⁾	11.1.1. Paternal Grandsire Breeding book number and section Individual identification number ⁽⁵⁾ ⁽¹⁰⁾ Name ⁽²⁾	
	11.1.2. Paternal Granddam Breeding book number and section Individual identification number ⁽⁵⁾ ⁽¹⁰⁾ Name ⁽²⁾	

▼ **M1**

11.2. Dam Breeding book number and section Individual identification number ⁽⁵⁾ ⁽¹⁰⁾ Name ⁽²⁾		11.2.1. Maternal Grandsire Breeding book number and section Individual identification number ⁽⁵⁾ ⁽¹⁰⁾ Name ⁽²⁾				
		11.2.2. Maternal Granddam Breeding book number and section Individual identification number ⁽⁵⁾ ⁽¹⁰⁾ Name ⁽²⁾				
12. Additional information ⁽²⁾ ⁽⁷⁾ ⁽¹¹⁾						
12.1. Results of performance testing						
12.2. Up-to-date results of the genetic evaluation carried out last on ... <i>(insert date in format dd.mm.yyyy or ISO 8601)</i>						
12.3. Genetic defects and genetic peculiarities of donor female in relation to the breeding programme						
12.4. Other relevant information on donor female						
12.5. Other relevant information, including results of performance testing or genetic evaluation, on parents and grandparents, if not indicated in point 11						
13. Validation ⁽¹²⁾						
13.1. Done at:		13.2. on:				
<i>(insert place of issue)</i>		<i>(insert date of issue)</i>				
13.3. Name and capacity of the signatory:						
<i>(insert in capital letters name and capacity of the individual ⁽¹³⁾ signing the certificate)</i>						
13.4. Signature:						
✂						
<i>Part B. Information on oocytes ⁽¹⁴⁾</i>						
1. Identification of donor female ⁽⁵⁾ ⁽¹²⁾						
1.1. Individual identification number						
1.2. Reference to zootechnical certificate of donor female ⁽²⁾						
2. Identification of oocytes						
Colour of straws or other packages ⁽²⁾ ⁽¹⁵⁾	Code on straws or other packages	Number of straws or other packages	Number of oocytes ⁽¹⁶⁾	Place of collection	Date of collection <i>(dd.mm.yyyy or ISO 8601)</i>	Others ⁽²⁾

▼ **M1**

3.	Embryo production team of dispatch
3.1.	Name
3.2.	Address
3.3.	Approval number
4.	Destination (<i>insert name and address</i>)
5.	Validation
5.1.	Done at: 5.2. on:
	<i>(insert place of issue)</i> <i>(insert date of issue)</i>
5.3.	Name and capacity of the signatory:
	<i>(insert in capital letters name and capacity of the individual ⁽¹⁷⁾ signing that certificate)</i>
5.4.	Signature:
<i>Footnotes:</i>	
⁽¹⁾ Delete where not applicable.	
⁽²⁾ Keep empty if not applicable.	
⁽³⁾ In case Part A of the zootechnical certificate is kept empty or removed from the zootechnical certificate and a copy of the zootechnical certificate issued for the donor female purebred breeding animal is attached, a reference (certificate number) to that zootechnical certificate of the donor female purebred breeding animal must be provided.	
⁽⁴⁾ Part A of the zootechnical certificate may be kept empty or removed from the zootechnical certificate following the instructions in footnote 14.	
⁽⁵⁾ In accordance with the legislation on the identification and registration of animals of the country of dispatch.	
⁽⁶⁾ This may be required for purebred breeding animals of the bovine, porcine, ovine, caprine and equine species used for the collection of oocytes in accordance with Article 22(2) of Regulation (EU) 2016/1012 by breed societies maintaining the breeding book where the offspring of the donor animal is to be entered.	
⁽⁷⁾ If necessary attach additional sheets of paper.	
⁽⁸⁾ For animals of the ovine and caprine species kept in extensive farming conditions, instead of the date of birth, the year of birth (yyyy) and date of identification (dd.mm.yyyy or ISO 8601) may be provided.	
⁽⁹⁾ Insert 'main section' or 'supplementary section' as appropriate. Information on additional generations may be provided.	
⁽¹⁰⁾ Add individual identification number if different from breeding book number.	
⁽¹¹⁾ If the results of performance testing or genetic evaluation can be accessed on a website, a direct reference to that website may be provided instead.	
⁽¹²⁾ Only required if Part A of the zootechnical certificate is issued by the breeding body, including official service of the country of dispatch, which is listed in accordance with Article 34 of Regulation (EU) 2016/1012 and Part B of the zootechnical certificate is issued by an embryo production team acting on behalf of the breeding body in accordance with Article 33(1) of that Regulation.	
⁽¹³⁾ That individual shall be a representative of the breeding body, including official service of the country of dispatch, which is listed in accordance with Article 34 of Regulation (EU) 2016/1012, who is authorised to sign the zootechnical certificate.	
⁽¹⁴⁾ In case only Part B of the zootechnical certificate is issued by an embryo production team acting on behalf of the breeding body in accordance with Article 33(1) of Regulation (EU) 2016/1012 and Part A of the zootechnical certificate is kept empty or removed from the zootechnical certificate, point 1 of Part B must be completed and copies of the zootechnical certificates for the donor female, issued in accordance with the model laid down in Section A of Annex III to Regulation (EU) 2017/717, must be attached.	
⁽¹⁵⁾ Optional.	
⁽¹⁶⁾ Where there is more than one oocyte in a straw or another package, a clear indication of the number of oocytes is required. A straw or another package shall contain only oocytes collected from one purebred breeding animal.	
⁽¹⁷⁾ That individual shall be a representative of the breeding body, including official service of the country of dispatch, which is listed in accordance with Article 34 of Regulation (EU) 2016/1012, or of an embryo production team acting on behalf of the breeding body in accordance with Article 33(1) of that Regulation, who is authorised to sign the zootechnical certificate.	
<i>Notes:</i>	
<ul style="list-style-type: none"> • The zootechnical certificate shall be issued in at least one of the official languages of the country of dispatch. • The colour of the signature must be different from that of the printing. • The zootechnical certificate may be issued in portrait or landscape orientation. • The footnotes and notes of this zootechnical certificate may not be printed, provided a reference to a directly accessible multi-lingual source of information is included in the title. 	

▼ M1

SECTION D

Zootechnical certificate for entry into the Union of embryos of purebred breeding animals

Zootechnical certificate, in accordance with Regulation (EU) 2016/1012, for entry into the Union of embryos of purebred breeding animals of the following species: (a) bovine species (<i>Bos taurus</i> , <i>Bos indicus</i> , <i>Bubalus bubalis</i>) ⁽¹⁾ (b) porcine species (<i>Sus scrofa</i>) ⁽¹⁾ (c) ovine species (<i>Ovis aries</i>) ⁽¹⁾ (d) caprine species (<i>Capra hircus</i>) ⁽¹⁾ (e) equine species (<i>Equus caballus</i> and <i>Equus asinus</i>) ⁽¹⁾ <i>All EU official languages of the zootechnical certificates, including footnotes and notes, are available in EUR-Lex</i>		<i>(a logo of the issuing breeding body or embryo collection or production team may be included)</i>
		Certificate number ⁽²⁾
Name of issuing breeding body/embryo collection or production team (<i>provide contact details and, where available, a reference to the website</i>)/reference to zootechnical certificate(s) of donor animal(s) ⁽²⁾		
✂		
Part A. Information on the donor female purebred breeding animal ⁽⁴⁾		
1. Name of issuing breeding body (<i>provide contact details and, where available, a reference to the website</i>)		
2. Name of breeding book	3. Name of breed of donor female	
4. Class within the main section of the breeding book where donor female is entered ⁽²⁾		
5. Breeding book number of donor female		
6. Identification of donor female ⁽⁵⁾	7. Identity verification ⁽²⁾ ⁽⁶⁾ ⁽⁷⁾	
6.1. System	7.1. Method	
6.2. Individual identification number	7.2. Result	
6.3. Name ⁽²⁾		
8. Date (<i>use format dd.mm.yyyy or ISO 8601</i>) ⁽⁸⁾ and country of birth of donor female		
9. Name, address and email address ⁽²⁾ of breeder		
10. Name, address and email address ⁽²⁾ of owner		
11. The pedigree of donor female ⁽⁷⁾ ⁽⁹⁾		
11.1. Sire Breeding book number and section Individual identification number ⁽⁵⁾ ⁽¹⁰⁾ Name ⁽²⁾	11.1.1. Paternal Grandsire Breeding book number and section Individual identification number ⁽⁵⁾ ⁽¹⁰⁾ Name ⁽²⁾	
	11.1.2. Paternal Granddam Breeding book number and section Individual identification number ⁽⁵⁾ ⁽¹⁰⁾ Name ⁽²⁾	

▼ M1

11.2. Dam Breeding book number and section Individual identification number ⁽⁵⁾ ⁽¹⁰⁾ Name ⁽²⁾	11.2.1. Maternal Grandsire Breeding book number and section Individual identification number ⁽⁵⁾ ⁽¹⁰⁾ Name ⁽²⁾
	11.2.2. Maternal Granddam Breeding book number and section Individual identification number ⁽⁵⁾ ⁽¹⁰⁾ Name ⁽²⁾
12. Additional information ⁽²⁾ ⁽⁷⁾ ⁽¹¹⁾ 12.1. Results of performance testing 12.2. Up-to-date results of the genetic evaluation carried out last on ... <i>(insert date in format dd.mm.yyyy or ISO 8601)</i> 12.3. Genetic defects and genetic peculiarities of donor female in relation to the breeding programme 12.4. Other relevant information on donor female 12.5. Other relevant information, including results of performance testing or genetic evaluation, on parents and grandparents, if not indicated in point 11	
13. Validation ⁽¹²⁾ 13.1. Done at: 13.2. on: <i>(insert place of issue)</i> <i>(insert date of issue)</i> 13.3. Name and capacity of the signatory: <i>(insert in capital letters name and capacity of the individual ⁽¹³⁾ signing the certificate)</i> 13.4. Signature:	
✂	
<i>Part B. Information on the donor male purebred breeding animal ⁽⁴⁾</i>	
1. Name of issuing breeding body <i>(provide contact details and, where available, a reference to the website)</i>	
2. Name of breeding book	3. Name of breed of donor male
4. Class within the main section of the breeding book where donor male is entered ⁽²⁾	
5. Breeding book number of donor male	
6. Identification of donor male ⁽⁵⁾ 6.1. System 6.2. Individual identification number 6.3. Name ⁽²⁾	7. Identity verification ⁽²⁾ ⁽⁶⁾ ⁽⁷⁾ 7.1. Method 7.2. Result
8. Date <i>(use format dd.mm.yyyy or ISO 8601)</i> ⁽⁸⁾ and country of birth of donor male	
9. Name, address and email address ⁽²⁾ of breeder	

▼ M1

10. Name, address and email address ⁽²⁾ of owner	
11. The pedigree of donor male ⁽⁷⁾ ⁽⁹⁾	
11.1. Sire Breeding book number and section Individual identification number ⁽⁵⁾ ⁽¹⁰⁾ Name ⁽²⁾	11.1.1. Paternal Grandsire Breeding book number and section Individual identification number ⁽⁵⁾ ⁽¹⁰⁾ Name ⁽²⁾
	11.1.2. Paternal Granddam Breeding book number and section Individual identification number ⁽⁵⁾ ⁽¹⁰⁾ Name ⁽²⁾
11.2. Dam Breeding book number and section Individual identification number ⁽⁵⁾ ⁽¹⁰⁾ Name ⁽²⁾	11.2.1. Maternal Grandsire Breeding book number and section Individual identification number ⁽⁵⁾ ⁽¹⁰⁾ Name ⁽²⁾
	11.2.2. Maternal Granddam Breeding book number and section Individual identification number ⁽⁵⁾ ⁽¹⁰⁾ Name ⁽²⁾
12. Additional information ⁽²⁾ ⁽⁷⁾ ⁽¹¹⁾	
12.1. Results of performance testing	
12.2. Up-to-date results of the genetic evaluation carried out last on ... <i>(insert date in format dd.mm.yyyy or ISO 8601)</i>	
12.3. Genetic defects and genetic peculiarities of donor male in relation to the breeding programme	
12.4. Other relevant information on donor male	
12.5. Other relevant information, including results of performance testing or genetic evaluation, on parents and grandparents, if not indicated in point 11	
13. Validation ⁽¹²⁾	
13.1. Done at:	13.2. on:
<i>(insert place of issue)</i>	<i>(insert date of issue)</i>
13.3. Name and capacity of the signatory:	
<i>(insert in capital letters name and capacity of the individual ⁽¹³⁾ signing the certificate)</i>	
13.4. Signature:	
✂	
<i>Part C. Information on embryos ⁽¹⁴⁾</i>	
1. Identification of donor female ⁽⁵⁾ ⁽¹²⁾	
1.1. Individual identification number	
1.2. Reference to zootechnical certificate of donor female ⁽²⁾	

▼ **M1**

2. Identification of donor male(s) ⁽⁵⁾ ⁽¹²⁾						
2.1. Individual identification number(s)						
2.2. Reference(s) to zootechnical certificate(s) of						
2.2.1. donor male(s) ⁽¹⁾ ⁽²⁾						
2.2.2. semen ⁽¹⁾ ⁽²⁾						
3. Identification of embryos						
Colour of straws or other packages ⁽²⁾ ⁽¹⁵⁾	Code on straws or other packages	Number of straws or other packages	Number of embryos ⁽¹⁶⁾ ⁽¹⁷⁾	Place of collection or production	Date of collection or production (<i>dd.mm.yyyy</i> or <i>ISO 8601</i>)	Others ⁽²⁾ ⁽¹⁸⁾
4. Embryo collection or production team of dispatch						
4.1. Name						
4.2. Address						
4.3. Approval number						
5. Destination (<i>insert name and address</i>)						
<i>Part D. Information on surrogate recipient of embryo(s)</i>						
6. Individual identification number ⁽⁵⁾ of surrogate recipient ⁽²⁾						
7. Validation						
7.1. Done at: 7.2. on:						
<i>(insert place of issue)</i> <i>(insert date of issue)</i>						
7.3. Name and capacity of the signatory:						
<i>(insert in capital letters name and capacity of the individual ⁽¹⁸⁾ signing that certificate)</i>						
7.4. Signature:						
<i>Footnotes:</i> ⁽¹⁾ Delete where not applicable. ⁽²⁾ Keep empty if not applicable.						

▼ **M1**

- (³) In case Part A or B of the zootechnical certificate is kept empty or removed from the zootechnical certificate and a copy of the zootechnical certificate issued for the donor female or male purebred breeding animal(s), or for the semen of those male purebred breeding animal(s), is attached, a reference (certificate number) to that zootechnical certificate of the donor female or male purebred breeding animal(s), or of the semen of those male purebred breeding animal(s), must be provided.
- (⁴) Part A or B of the zootechnical certificate may be kept empty or removed from the zootechnical certificate following the instructions in footnote 14.
- (⁵) In accordance with the legislation on the identification and registration of animals of the country of dispatch.
- (⁶) Required in accordance with Article 22(1) of Regulation (EU) 2016/1012 for purebred breeding animals of the bovine, ovine, caprine and equine species used for the collection of semen for artificial insemination. This may be required for purebred breeding animals of the bovine, porcine, ovine, caprine and equine species used for the collection of oocytes and embryos in accordance with Article 22(2) of Regulation (EU) 2016/1012 by breed societies maintaining the breeding book where the offspring obtained from those embryos is to be entered.
- (⁷) If necessary attach additional sheets of paper.
- (⁸) For animals of the ovine and caprine species kept in extensive farming conditions, instead of the date of birth, the year of birth (yyyy) and date of identification (dd.mm.yyyy or ISO 8601) may be provided.
- (⁹) Insert 'main section' or 'supplementary section' as appropriate. Information on additional generations may be provided.
- (¹⁰) Add individual identification number if different from breeding book number.
- (¹¹) If the results of performance testing or genetic evaluation can be accessed on a website, a direct reference to that website may be provided instead.
- (¹²) Only required if Part A or B of the zootechnical certificate is issued by the breeding body, including official service of the country of dispatch, which is listed in accordance with Article 34 of Regulation (EU) 2016/1012 and Parts C and D of the zootechnical certificate are issued by an embryo collection or production team acting on behalf of the breeding body in accordance with Article 33(1) of that Regulation.
- (¹³) That individual shall be a representative of the breeding body, including official service of the country of dispatch, which is listed in accordance with Article 34 of Regulation (EU) 2016/1012, who is authorised to sign the zootechnical certificate.
- (¹⁴) In case only Part C and, where applicable, Part D of the zootechnical certificate are issued by an embryo collection or production team acting on behalf of the breeding body in accordance with Article 33(1) of Regulation (EU) 2016/1012, and Part(s) A and/or B of the zootechnical certificate is/are kept empty or removed from the zootechnical certificate, points 1 and 2 of Part C must be completed and copies of zootechnical certificates attached as follows:
- (a) for donor females, in accordance with the model laid down in Section A of Annex III to Regulation (EU) 2017/717;
- (b) for the fertilising semen:
- (i) as described in point (a), with the necessary adaptations for donor males, or
- (ii) in accordance with the model laid down in Section B of Annex III to Regulation (EU) 2017/717.
- (¹⁵) Optional.
- (¹⁶) Where there is more than one embryo in a straw or another package, a clear indication of the number of embryos is required.
- (¹⁷) A straw or another package may contain embryos collected, or produced from oocytes collected, from a single female purebred breeding animal fertilised with semen collected from more than one donor male purebred breeding animal, provided information on all contributing donor male purebred breeding animals is provided in point 2.2. of Part C.
- (¹⁸) Where applicable, information on sexed embryos or on the stage of development of the embryo may be provided.
- (¹⁹) That individual shall be a representative of the breeding body, including official service of the country of dispatch, which is listed in accordance with Article 34 of Regulation (EU) 2016/1012, or of an embryo collection or production team acting on behalf of the breeding body in accordance with Article 33(1) of that Regulation, who is authorised to sign the zootechnical certificate.

Notes:

- The zootechnical certificate shall be issued in at least one of the official languages of the country of dispatch.
- The colour of the signature must be different from that of the printing.
- The zootechnical certificate may be issued in portrait or landscape orientation.
- The footnotes and notes of this zootechnical certificate may not be printed, provided a reference to a directly accessible multi-lingual source of information is included in the title.

▼ **M1**

ANNEX IV

MODEL FORMS FOR ZOOTECHNICAL CERTIFICATES FOR ENTRY INTO THE UNION OF HYBRID BREEDING PIGS AND THEIR GERMINAL PRODUCTS

SECTION A

Zootechnical certificate for entry into the Union of hybrid breeding pigs

Zootechnical certificate, in accordance with Regulation (EU) 2016/1012, for entry into the Union of hybrid breeding pigs (<i>Sus scrofa</i>), including purebred breeding pigs of breeds and lines registered in breeding registers maintained by breeding bodies ⁽¹⁾ <i>All EU official languages of the zootechnical certificates, including footnotes and notes, are available in EUR-Lex</i>		<i>(a logo of the issuing breeding body may be included)</i>
		Certificate number ⁽²⁾
1. Name of issuing breeding body <i>(provide contact details and, where available, a reference to the website)</i>		
2. Name of breeding register	3. Name of breed ⁽³⁾ /line ⁽³⁾ /cross ⁽³⁾ of hybrid breeding pig	
4. Sex of animal		
5. Breeding register number of animal		
6. Identification of animal ⁽⁴⁾	7. Identity verification ⁽²⁾ ⁽⁵⁾ ⁽⁶⁾	
6.1. System	7.1. Method	
6.2. Individual identification number	7.2. Result	
6.3. Name ⁽²⁾		
8. Date <i>(use format dd.mm.yyyy or ISO 8601)</i> and country of birth of animal		
9. Name, address and email address ⁽²⁾ of breeder		
10. Name, address and email address ⁽²⁾ of owner		
11. The pedigree of the hybrid breeding pig ⁽⁶⁾		
11.1. Sire Breeding register or breeding book number Individual identification number ⁽⁴⁾ ⁽⁷⁾ Breed ⁽³⁾ /line ⁽³⁾ /cross ⁽³⁾ Name ⁽²⁾	11.1.1. Paternal Grandsire Breeding register or breeding book number Individual identification number ⁽⁴⁾ ⁽⁷⁾ Breed ⁽³⁾ /line ⁽³⁾ /cross ⁽³⁾ Name ⁽²⁾	
	11.1.2. Paternal Granddam Breeding register or breeding book number Individual identification number ⁽⁴⁾ ⁽⁷⁾ Breed ⁽³⁾ /line ⁽³⁾ /cross ⁽³⁾ Name ⁽²⁾	

▼ **M1**

<p>11.2. Dam Breeding register or breeding book number Individual identification number ⁽⁴⁾ ⁽⁷⁾ Breed ⁽³⁾/line ⁽³⁾/cross ⁽³⁾ Name ⁽²⁾</p>	<p>11.2.1. Maternal Grandsire Breeding register or breeding book number Individual identification number ⁽⁴⁾ ⁽⁷⁾ Breed ⁽³⁾/line ⁽³⁾/cross ⁽³⁾ Name ⁽²⁾</p>
	<p>11.2.2. Maternal Granddam Breeding register or breeding book number Individual identification number ⁽⁴⁾ ⁽⁷⁾ Breed ⁽³⁾/line ⁽³⁾/cross ⁽³⁾ Name ⁽²⁾</p>
<p>12. Additional information ⁽²⁾ ⁽⁶⁾ ⁽⁸⁾</p> <p>12.1. Results of performance testing</p> <p>12.2. Up-to-date results of the genetic evaluation carried out last on ...<i>(insert date in format dd.mm.yyyy or ISO 8601)</i></p> <p>12.3. Genetic defects and genetic peculiarities of animal in relation to the breeding programme</p> <p>12.4. Other relevant information on hybrid breeding pig</p> <p>12.5. Other relevant information, including results of performance testing or genetic evaluation, on parents and grandparents, if not indicated in point 11</p>	
<p>13. Insemination ⁽³⁾/mating ⁽³⁾ ⁽²⁾ ⁽⁹⁾</p> <p>13.1. Date <i>(insert date in format dd.mm.yyyy or ISO 8601, or indicate in the same date format mating period from to)</i></p> <p>13.2. Identification of the fertilising male(s)</p> <p>13.2.1. Breeding register or breeding book number(s)</p> <p>13.2.2. Individual identification number(s) ⁽⁴⁾</p> <p>13.2.3. Name(s) ⁽²⁾</p> <p>13.2.4. System(s) of identity verification and result(s) ⁽⁵⁾</p>	
<p>14. Name of breed society ⁽³⁾/competent authority ⁽³⁾/breeding operation ⁽³⁾ maintaining the breeding book ⁽³⁾/breeding register ⁽³⁾ in which the purebred breeding pig is intended to be entered ⁽³⁾/registered ⁽³⁾ <i>(provide contact details and, where available, a reference to the website)</i> ⁽²⁾ ⁽¹⁰⁾</p>	
<p>15. Validation</p> <p>15.1. Done at: 15.2. on:</p> <p style="text-align: center;"><i>(insert place of issue) (insert date of issue)</i></p> <p>15.3. Name and capacity of the signatory:</p> <p style="text-align: center;"><i>(insert in capital letters name and capacity of the individual ⁽¹¹⁾signing that certificate)</i></p> <p>15.4. Signature:</p>	
<p><i>Footnotes:</i></p> <p>⁽¹⁾ A single zootechnical certificate may be issued for a group of hybrid breeding pigs provided that those hybrid breeding pigs have the same age and the same genetic dam and sire and that individual information is provided in points 4, 5, 6.2, 12 and, as appropriate, 13 of this zootechnical certificate.</p>	

▼ M1

- (²) Keep empty if not applicable.
- (³) Delete where not applicable.
- (⁴) In accordance with the legislation on the identification and registration of animals of the country of dispatch.
- (⁵) This may be required in accordance with Article 22(2) of Regulation (EU) 2016/1012 for hybrid breeding pigs used for the collection of semen for artificial insemination or for the collection of oocytes and embryos by breeding operations maintaining the breeding register where the animal is to be registered.
- (⁶) If necessary attach additional sheets of paper.
- (⁷) Add individual identification number if different from breeding book number.
- (⁸) If the results of performance testing or genetic evaluation can be accessed on a website, a direct reference to that website may be provided instead.
- (⁹) Required in the case of pregnant females. Information may be indicated in a separate document.
- (¹⁰) Applicable only for purebred breeding pigs of different breeds or lines registered in a breeding register for hybrid breeding pigs.
- (¹¹) That individual shall be a representative of the breeding body, including official service of the country of dispatch, which is listed in accordance with Article 34 of Regulation (EU) 2016/1012, who is authorised to sign the zootechnical certificate.

Notes:

- The zootechnical certificate shall be issued in at least one of the official languages of the country of dispatch.
- The colour of the signature must be different from that of the printing.
- The zootechnical certificate may be issued in portrait or landscape orientation.
- The footnotes and notes of this zootechnical certificate may not be printed, provided a reference to a directly accessible multi-lingual source of information is included in the title.



SECTION B

Zootechnical certificate for entry into the Union of semen of hybrid breeding pigs

Zootechnical certificate, in accordance with Regulation (EU) 2016/1012, for entry into the Union of semen of hybrid breeding pigs (<i>Sus scrofa</i>), including purebred breeding pigs of breeds and lines registered in breeding registers maintained by breeding bodies		<i>(a logo of the issuing breeding body or semen collection or storage centre may be included)</i>	
<i>All EU official languages of the zootechnical certificates, including footnotes and notes, are available in EUR-Lex</i>		Certificate number ⁽¹⁾	
Name of issuing breeding body/semen collection or storage centre <i>(provide contact details and, where available, a reference to the website)</i> /reference to zootechnical certificate of donor animal ⁽²⁾			
<i>Part A. Information on the donor male hybrid breeding pig ⁽³⁾</i>			
1. Name of issuing breeding body <i>(provide contact details and, where available, a reference to the website)</i>			
2. Name of breeding register		3. Name of breed ⁽⁴⁾ /line ⁽⁴⁾ /cross ⁽⁴⁾	
4. Breeding register number of donor male			
5. Identification of donor male ⁽⁵⁾		6. Identity verification ⁽¹⁾ ⁽⁶⁾ ⁽⁷⁾	
5.1. System		6.1. Method	
5.2. Individual identification number		6.2. Result	
5.3. Name ⁽¹⁾			
7. Date <i>(use format dd.mm.yyyy or ISO 8601)</i> and country of birth of donor male			
8. Name, address and email address ⁽¹⁾ of breeder			
9. Name, address and email address ⁽¹⁾ of owner			
10. The pedigree of donor male ⁽⁷⁾			
10.1. Sire Breeding register or breeding book number Individual identification number ⁽⁵⁾ ⁽⁸⁾ Breed ⁽⁴⁾ /line ⁽⁴⁾ /cross ⁽⁴⁾ Name ⁽¹⁾		10.1.1. Paternal Grandsire Breeding register or breeding book number Individual identification number ⁽⁵⁾ ⁽⁸⁾ Breed ⁽⁴⁾ /line ⁽⁴⁾ /cross ⁽⁴⁾ Name ⁽¹⁾	
		10.1.2. Paternal Granddam Breeding register or breeding book number Individual identification number ⁽⁵⁾ ⁽⁸⁾ Breed ⁽⁴⁾ /line ⁽⁴⁾ /cross ⁽⁴⁾ Name ⁽¹⁾	

▼ **M1**

10.2. Dam Breeding register or breeding book number Individual identification number ⁽⁵⁾ ⁽⁸⁾ Breed ⁽⁴⁾ /line ⁽⁴⁾ /cross ⁽⁴⁾ Name ⁽¹⁾	10.2.1. Maternal Grandsire Breeding register or breeding book number Individual identification number ⁽⁵⁾ ⁽⁸⁾ Breed ⁽⁴⁾ /line ⁽⁴⁾ /cross ⁽⁴⁾ Name ⁽¹⁾				
	10.2.2. Maternal Granddam Breeding register or breeding book number Individual identification number ⁽⁵⁾ ⁽⁸⁾ Breed ⁽⁴⁾ /line ⁽⁴⁾ /cross ⁽⁴⁾ Name ⁽¹⁾				
11. Additional information ⁽¹⁾ ⁽⁷⁾ ⁽⁹⁾					
11.1. Results of performance testing					
11.2. Up-to-date results of the genetic evaluation carried out last on ... <i>(insert date in format dd.mm.yyyy or ISO 8601)</i>					
11.3. Genetic defects and genetic peculiarities of donor male in relation to the breeding programme					
11.4. Other relevant information on donor male					
11.5. Other relevant information, including results of performance testing or genetic evaluation, on parents and grandparents, if not indicated in point 10					
12. Validation ⁽¹⁰⁾					
12.1. Done at:		12.2. on:			
<i>(insert place of issue)</i>		<i>(insert date of issue)</i>			
12.3. Name and capacity of the signatory:					
<i>(insert in capital letters name and capacity of the individual ⁽¹¹⁾ signing the certificate)</i>					
12.4. Signature:					
⌘					
<i>Part B. Information on semen ⁽¹²⁾</i>					
1. Identification of donor male(s) ⁽⁵⁾ ⁽¹⁰⁾					
1.1. Individual identification number(s)					
1.2. Reference(s) to zootechnical certificate(s) of donor male(s) ⁽¹⁾					
2. Identification of semen					
Colour of straws or other packages ⁽¹⁾ ⁽¹³⁾	Code on straws or other packages	Number of straws or other packages ⁽¹⁴⁾	Place of collection	Date of collection <i>(dd.mm.yyyy or ISO 8601)</i>	Others ⁽¹⁾ ⁽¹⁵⁾

▼ M1

3. Semen collection or storage centre of dispatch	
3.1.	Name
3.2.	Address
3.3.	Approval number
4. Destination <i>(insert name and address)</i>	
5. Name and address of the breeding operation ⁽²⁾ , or the third party ⁽¹⁾ designated by that breeding operation, responsible for carrying out testing ⁽¹⁶⁾ ⁽²⁾	
6. Validation	
6.1.	Done at: 6.2. on:
	<i>(insert place of issue)</i> <i>(insert date of issue)</i>
6.3.	Name and capacity of the signatory:
	<i>(insert in capital letters name and capacity of the individual ⁽¹⁷⁾ signing that certificate)</i>
6.4.	Signature:
<i>Footnotes:</i>	
⁽¹⁾ Keep empty if not applicable.	
⁽²⁾ In case Part A of the zootechnical certificate is kept empty or removed from the zootechnical certificate and a copy of the zootechnical certificate issued for the donor male hybrid breeding pig(s) is attached, a reference (certificate number) to that zootechnical certificate of the donor male hybrid breeding pig(s) must be provided.	
⁽³⁾ Part A of the zootechnical certificate may be kept empty or removed from the zootechnical certificate following the instructions in footnote 12.	
⁽⁴⁾ Delete where not applicable.	
⁽⁵⁾ In accordance with the legislation on the identification and registration of animals of the country of dispatch.	
⁽⁶⁾ This may be required in accordance with Article 22(2) of Regulation (EU) 2016/1012 for hybrid breeding pigs used for the collection of semen for artificial insemination by breeding operations maintaining the breeding register where the offspring of the donor animal is to be registered.	
⁽⁷⁾ If necessary attach additional sheets of paper.	
⁽⁸⁾ Add individual identification number if different from breeding book number.	
⁽⁹⁾ If the results of performance testing or genetic evaluation can be accessed on a website, a direct reference to that website may be provided instead.	
⁽¹⁰⁾ Only required if Part A of the zootechnical certificate is issued by the breeding body, including official service of the country of dispatch, which is listed in accordance with Article 34 of Regulation (EU) 2016/1012 and Part B of the zootechnical certificate is issued by a semen collection or storage centre acting on behalf of the breeding body in accordance with Article 33(1) of that Regulation.	
⁽¹¹⁾ That individual shall be a representative of the breeding body, including official service of the country of dispatch, which is listed in accordance with Article 34 of Regulation (EU) 2016/1012, who is authorised to sign the zootechnical certificate.	
⁽¹²⁾ In case only Part B of the zootechnical certificate is issued by a semen collection or storage centre acting on behalf of the breeding body in accordance with Article 33(1) of Regulation (EU) 2016/1012 and Part A of the zootechnical certificate is kept empty or removed from the zootechnical certificate, point 1 of Part B must be completed and copies of the zootechnical certificates for the donor males, issued in accordance with the model laid down in Section A of Annex IV to Regulation (EU) 2017/717, must be attached.	
⁽¹³⁾ Optional.	
⁽¹⁴⁾ A straw or another package may contain semen collected from more than one hybrid breeding pig, provided information on all contributing donor male hybrid breeding pigs is provided in point 1.2. of Part B.	
⁽¹⁵⁾ Where applicable, information on sexed semen may be provided.	
⁽¹⁶⁾ For semen intended for performance testing or genetic evaluation of hybrid breeding pigs which have not undergone such testing or evaluation, in accordance with the quantity limits referred to in Article 24(1)(d) of Regulation (EU) 2016/1012.	
⁽¹⁷⁾ That individual shall be a representative of the breeding body, including official service of the country of dispatch, which is listed in accordance with Article 34 of Regulation (EU) 2016/1012, or of a semen collection or storage centre acting on behalf of the breeding body in accordance with Article 33(1) of that Regulation, who is authorised to sign the zootechnical certificate.	
<i>Notes:</i>	
<ul style="list-style-type: none"> • The zootechnical certificate shall be issued in at least one of the official languages of the country of dispatch. • The colour of the signature must be different from that of the printing. • The zootechnical certificate may be issued in portrait or landscape orientation. • The footnotes and notes of this zootechnical certificate may not be printed, provided a reference to a directly accessible multilingual source of information is included in the title. 	



SECTION C

Zootechnical certificate for entry into the Union of oocytes of hybrid breeding pigs

Zootechnical certificate, in accordance with Regulation (EU) 2016/1012, for entry into the Union of oocytes of hybrid breeding pigs (<i>Sus scrofa</i>), including purebred breeding pigs of breeds and lines registered in breeding registers maintained by breeding bodies		<i>(a logo of the issuing breeding body or embryo production team may be included)</i>
<i>All EU official languages of the zootechnical certificates, including footnotes and notes, are available in EUR-Lex</i>		Certificate number ⁽¹⁾
Name of issuing breeding body/embryo production team (<i>provide contact details and, where available, a reference to the website</i>)/reference to zootechnical certificate of donor animal ⁽²⁾		
<i>Part A. Information on the female donor hybrid breeding pig ⁽³⁾</i>		
1. Name of issuing breeding body (<i>provide contact details and, where available, a reference to the website</i>)		
2. Name of breeding register	3. Name of breed ⁽⁴⁾ /line ⁽⁴⁾ /cross ⁽⁴⁾	
4. Breeding register number of donor female		
5. Identification of donor female ⁽⁵⁾	6. Identity verification ⁽¹⁾ ⁽⁶⁾ ⁽⁷⁾	
5.1. System	6.1. Method	
5.2. Individual identification number	6.2. Result	
5.3. Name ⁽¹⁾		
7. Date (<i>use format dd.mm.yyyy or ISO 8601</i>) and country of birth of donor female		
8. Name, address and email address ⁽¹⁾ of breeder		
9. Name, address and email address ⁽¹⁾ of owner		
10. The pedigree of donor female ⁽⁷⁾		
10.1. Sire Breeding register or breeding book number Individual identification number ⁽⁵⁾ ⁽⁸⁾ Breed ⁽⁴⁾ /line ⁽⁴⁾ /cross ⁽⁴⁾ Name ⁽¹⁾	10.1.1. Paternal Grandsire Breeding register or breeding book number Individual identification number ⁽⁵⁾ ⁽⁸⁾ Breed ⁽⁴⁾ /line ⁽⁴⁾ /cross ⁽⁴⁾ Name ⁽¹⁾	
	10.1.2. Paternal Granddam Breeding register or breeding book number Individual identification number ⁽⁵⁾ ⁽⁸⁾ Breed ⁽⁴⁾ /line ⁽⁴⁾ /cross ⁽⁴⁾ Name ⁽¹⁾	

▼ **M1**

10.2. Dam Breeding register or breeding book number Individual identification number ⁽⁵⁾ ⁽⁸⁾ Breed ⁽⁴⁾ /line ⁽⁴⁾ /cross ⁽⁴⁾ Name ⁽¹⁾	10.2.1. Maternal Grandsire Breeding register or breeding book number Individual identification number ⁽⁵⁾ ⁽⁸⁾ Breed ⁽⁴⁾ /line ⁽⁴⁾ /cross ⁽⁴⁾ Name ⁽¹⁾					
	10.2.2. Maternal Granddam Breeding register or breeding book number Individual identification number ⁽⁵⁾ ⁽⁸⁾ Breed ⁽⁴⁾ /line ⁽⁴⁾ /cross ⁽⁴⁾ Name ⁽¹⁾					
11. Additional information ⁽¹⁾ ⁽⁷⁾ ⁽⁹⁾						
11.1. Results of performance testing						
11.2. Up-to-date results of the genetic evaluation carried out last on <i>(insert date in format dd.mm.yyyy or ISO 8601)</i>						
11.3. Genetic defects and genetic peculiarities of donor female in relation to the breeding programme						
11.4. Other relevant information on donor female						
11.5. Other relevant information, including results of performance testing or genetic evaluation, on parents and grandparents, if not indicated in point 10						
12. Validation ⁽¹⁰⁾						
12.1. Done at: 12.2. on: <i>(insert place of issue)</i> <i>(insert date of issue)</i>						
12.3. Name and capacity of the signatory: <i>(insert in capital letters name and capacity of the individual ⁽¹¹⁾ signing the certificate)</i>						
12.4. Signature:						
✂						
<i>Part B. Information on oocytes ⁽¹²⁾</i>						
1. Identification of donor female ⁽⁵⁾ ⁽¹⁰⁾						
1.1. Individual identification number						
1.2. Reference to zootechnical certificate of donor female ⁽¹⁾						
2. Identification of oocytes						
Colour of straws or other packages ⁽¹⁾ ⁽¹³⁾	Code on straws or other packages	Number of straws or other packages	Number of oocytes ⁽¹⁴⁾	Place of collection	Date of collection <i>(dd.mm.yyyy or ISO 8601)</i>	Others ⁽¹⁾

▼ **M1**

3. Embryo production team of dispatch	
3.1.	Name
3.2.	Address
3.3.	Approval number
4. Destination (<i>insert name and address</i>)	
5. Validation	
5.1.	Done at: 5.2. on:..... <i>(insert place of issue)</i> <i>(insert date of issue)</i>
5.3.	Name and capacity of the signatory: <i>(insert in capital letters name and capacity of the individual ⁽¹⁵⁾signing that certificate)</i>
5.4.	Signature:
<i>Footnotes:</i>	
(1) Keep empty if not applicable.	
(2) In case Part A of the zootechnical certificate is kept empty or removed from the zootechnical certificate and a copy of the zootechnical certificate issued for the donor female hybrid breeding pig is attached, a reference (certificate number) to that zootechnical certificate of the donor female hybrid breeding pig must be provided.	
(3) Part A of the zootechnical certificate may be kept empty or removed from the zootechnical certificate following the instructions in footnote 12.	
(4) Delete where not applicable.	
(5) In accordance with the legislation on the identification and registration of animals of the country of dispatch.	
(6) This may be required in accordance with Article 22(2) of Regulation (EU) 2016/1012 for hybrid breeding pigs used for the collection of oocytes by breeding operations maintaining the breeding register where the offspring of the donor animal is to be registered.	
(7) If necessary attach additional sheets of paper.	
(8) Add individual identification number if different from breeding book number.	
(9) If the results of performance testing or genetic evaluation can be accessed on a website, a direct reference to that website may be provided instead.	
(10) Only required if Part A of the zootechnical certificate is issued by the breeding body, including official service of the country of dispatch, which is listed in accordance with Article 34 of Regulation (EU) 2016/1012 and Part B of the zootechnical certificate is issued by an embryo production team acting on behalf of the breeding body in accordance with Article 33(1) of that Regulation.	
(11) That individual shall be a representative of the breeding body, including official service of the country of dispatch, which is listed in accordance with Article 34 of Regulation (EU) 2016/1012, who is authorised to sign the zootechnical certificate.	
(12) In case only Part B of the zootechnical certificate is issued by an embryo production team acting on behalf of the breeding body in accordance with Article 33(1) of Regulation (EU) 2016/1012 and Part A of the zootechnical certificate is kept empty or removed from the zootechnical certificate, point 1 of Part B must be completed and copies of the zootechnical certificates for the donor female, issued in accordance with the model laid down in Section A of Annex IV to Regulation (EU) 2017/717, must be attached.	
(13) Optional.	
(14) Where there is more than one oocyte in a straw or another package, a clear indication of the number of oocytes is required. A straw or another package shall contain only oocytes collected from one hybrid breeding pig.	
(15) That individual shall be a representative of the breeding body, including official service of the country of dispatch, which is listed in accordance with Article 34 of Regulation (EU) 2016/1012, or of an embryo production team acting on behalf of the breeding body in accordance with Article 33(1) of that Regulation, who is authorised to sign the zootechnical certificate.	
<i>Notes:</i>	
<ul style="list-style-type: none"> • The zootechnical certificate shall be issued in at least one of the official languages of the country of dispatch. • The colour of the signature must be different from that of the printing. • The zootechnical certificate may be issued in portrait or landscape orientation. • The footnotes and notes of this zootechnical certificate may not be printed, provided a reference to a directly accessible multi-lingual source of information is included in the title. 	




SECTION D

Zootechnical certificate for entry into the Union of embryos of hybrid breeding pigs

Zootechnical certificate, in accordance with Regulation (EU) 2016/1012, for entry into the Union of embryos of hybrid breeding pigs (<i>Sus scrofa</i>), including purebred breeding pigs of breeds and lines registered in breeding registers maintained by breeding bodies		<i>(a logo of the issuing breeding body or embryo collection or production team may be included)</i>
<i>All EU official languages of the zootechnical certificates, including footnotes and notes, are available in EUR-Lex</i>		Certificate number ⁽¹⁾
Name of issuing breeding body/embryo collection or production team (<i>provide contact details and, where available, a reference to the website</i>)/reference to zootechnical certificate(s) of donor animal(s) ⁽²⁾		
<i>Part A. Information on the female donor hybrid breeding pig ⁽³⁾</i>		
1. Name of issuing breeding body (<i>provide contact details and, where available, a reference to the website</i>)		
2. Name of breeding register	3. Name of breed ⁽⁴⁾ /line ⁽⁴⁾ /cross ⁽⁴⁾	
4. Breeding register number of donor female		
5. Identification of donor female ⁽⁵⁾	6. Identity verification ⁽¹⁾ ⁽⁶⁾ ⁽⁷⁾	
5.1. System	6.1. Method	
5.2. Individual identification number	6.2. Result	
5.3. Name ⁽¹⁾		
7. Date (<i>use format dd.mm.yyyy or ISO 8601</i>) and country of birth of donor female		
8. Name, address and email address ⁽¹⁾ of breeder		
9. Name, address and email address ⁽¹⁾ of owner		
10. The pedigree of donor female ⁽⁷⁾		
10.1. Sire Breeding register or breeding book number Individual identification number ⁽⁵⁾ ⁽⁸⁾ Breed ⁽⁴⁾ /line ⁽⁴⁾ /cross ⁽⁴⁾ Name ⁽¹⁾	10.1.1. Paternal Grandsire Breeding register or breeding book number Individual identification number ⁽⁵⁾ ⁽⁸⁾ Breed ⁽⁴⁾ /line ⁽⁴⁾ /cross ⁽⁴⁾ Name ⁽¹⁾	
	10.1.2. Paternal Granddam Breeding register or breeding book number Breed ⁽⁴⁾ /line ⁽⁴⁾ /cross ⁽⁴⁾ Name ⁽¹⁾	

▼ M1

10.2. Dam Breeding register or breeding book number Individual identification number ⁽⁵⁾ ⁽⁸⁾ Breed ⁽⁴⁾ /line ⁽⁴⁾ /cross ⁽⁴⁾ Name ⁽¹⁾	10.2.1. Maternal Grandsire Breeding register or breeding book number Individual identification number ⁽⁵⁾ ⁽⁸⁾ Breed ⁽⁴⁾ /line ⁽⁴⁾ /cross ⁽⁴⁾ Name ⁽¹⁾
	10.2.2. Maternal Granddam Breeding register or breeding book number Individual identification number ⁽⁵⁾ ⁽⁸⁾ Breed ⁽⁴⁾ /line ⁽⁴⁾ /cross ⁽⁴⁾ Name ⁽¹⁾
11. Additional information ⁽¹⁾ ⁽⁷⁾ ⁽⁹⁾ 11.1. Results of performance testing 11.2. Up-to-date results of the genetic evaluation carried out last on ... <i>(insert date in format dd.mm.yyyy or ISO 8601)</i> 11.3. Genetic defects and genetic peculiarities of donor female in relation to the breeding programme 11.4. Other relevant information on donor female 11.5. Other relevant information, including results of performance testing or genetic evaluation, on parents and grandparents, if not indicated in point 10	
12. Validation ⁽¹⁰⁾ 12.1. Done at: 12.2. on: <i>(insert place of issue)</i> <i>(insert date of issue)</i> 12.3. Name and capacity of the signatory: <i>(insert in capital letters name and capacity of the individual ⁽¹¹⁾ signing the certificate)</i> 12.4. Signature:	
	
<i>Part B. Information on the donor male hybrid breeding pig ⁽³⁾</i>	
1. Name of issuing breeding body <i>(provide contact details and, where available, a reference to the website)</i>	
2. Name of breeding register	3. Name of breed ⁽⁴⁾ /line ⁽⁴⁾ /cross ⁽⁴⁾
4. Breeding register number of donor male	
5. Identification of donor male ⁽⁵⁾ 5.1. System 5.2. Individual identification number 5.3. Name ⁽¹⁾	6. Identity verification ⁽¹⁾ ⁽⁶⁾ ⁽⁷⁾ 6.1. Method 6.2. Result
7. Date <i>(use format dd.mm.yyyy or ISO 8601)</i> and country of birth of donor male	
8. Name, address and email address ⁽¹⁾ of breeder	

▼ **M1**

9. Name, address and email address ⁽¹⁾ of owner	
10. The pedigree of donor male ⁽¹⁾	
10.1. Sire Breeding register or breeding book number Individual identification number ⁽⁵⁾ ⁽⁸⁾ Breed ⁽⁴⁾ /line ⁽⁴⁾ /cross ⁽⁴⁾ Name ⁽¹⁾	10.1.1. Paternal Grandsire Breeding register or breeding book number Individual identification number ⁽⁵⁾ ⁽⁸⁾ Breed ⁽⁴⁾ /line ⁽⁴⁾ /cross ⁽⁴⁾ Name ⁽¹⁾
	10.1.2. Paternal Granddam Breeding register or breeding book number Individual identification number ⁽⁵⁾ ⁽⁸⁾ Breed ⁽⁴⁾ /line ⁽⁴⁾ /cross ⁽⁴⁾ Name ⁽¹⁾
10.2. Dam Breeding register or breeding book number Individual identification number ⁽⁵⁾ ⁽⁸⁾ Breed ⁽⁴⁾ /line ⁽⁴⁾ /cross ⁽⁴⁾ Name ⁽¹⁾	10.2.1. Maternal Grandsire Breeding register or breeding book number Individual identification number ⁽⁵⁾ ⁽⁸⁾ Breed ⁽⁴⁾ /line ⁽⁴⁾ /cross ⁽⁴⁾ Name ⁽¹⁾
	10.2.2. Maternal Granddam Breeding register or breeding book number Individual identification number ⁽⁵⁾ ⁽⁸⁾ Breed ⁽⁴⁾ /line ⁽⁴⁾ /cross ⁽⁴⁾ Name ⁽¹⁾
11. Additional information ⁽¹⁾ ⁽⁷⁾ ⁽⁹⁾	
11.1. Results of performance testing	
11.2. Up-to-date results of the genetic evaluation carried out last on ... <i>(insert date in format dd.mm.yyyy or ISO 8601)</i>	
11.3. Genetic defects and genetic peculiarities of donor male in relation to the breeding programme	
11.4. Other relevant information on donor male	
11.5. Other relevant information, including results of performance testing or genetic evaluation, on parents and grandparents, if not indicated in point 10	
12. Validation ⁽¹⁰⁾	
12.1. Done at:	12.2. on:
<i>(insert place of issue)</i>	<i>(insert date of issue)</i>
12.3. Name and capacity of the signatory:	
<i>(insert in capital letters name and capacity of the individual ⁽¹¹⁾ signing the certificate)</i>	
12.4. Signature:	
⌘	
<i>Part C. Information on embryos ⁽¹²⁾</i>	
1. Identification of donor female ⁽⁵⁾ ⁽¹⁰⁾	
1.1. Individual identification number	
1.2. Reference to zootechnical certificate of donor female ⁽¹⁾	

▼ **M1**

2. Identification of donor male(s) ⁽⁵⁾ ⁽¹⁰⁾						
2.1. Individual identification number(s)						
2.2. Reference(s) to zootechnical certificate(s) of						
2.2.1. donor male(s) ⁽¹⁾ ⁽⁴⁾						
2.2.2. semen ⁽¹⁾ ⁽⁴⁾						
3. Identification of embryos						
Colour of straws or other packages ⁽¹⁾ ⁽¹³⁾	Code on straws or other packages	Number of straws or other packages	Number of embryos ⁽¹⁴⁾ ⁽¹⁵⁾	Place of collection or production	Date of collection or production (<i>dd.mm.yyyy</i> or <i>ISO 8601</i>)	Others ⁽¹⁾ ⁽¹⁶⁾
4. Embryo collection or production team of dispatch						
4.1. Name						
4.2. Address						
4.3. Approval number						
5. Destination (<i>insert name and address</i>)						
<i>Part D. Information on surrogate recipient of embryo(s)</i>						
6. Individual identification number ⁽⁵⁾ of surrogate recipient ⁽¹⁾						
7. Validation						
7.1. Done at: 7.2. on:						
<i>(insert place of issue)</i> <i>(insert date of issue)</i>						
7.3. Name and capacity of the signatory:						
<i>(insert in capital letters name and capacity of the individual ⁽¹⁷⁾ signing that certificate)</i>						
7.4. Signature:						
<p><i>Footnotes:</i></p> <p>⁽¹⁾ Keep empty if not applicable.</p> <p>⁽²⁾ In case Part A or B of the zootechnical certificate is kept empty or removed from the zootechnical certificate and a copy of the zootechnical certificate issued for the donor female or male hybrid breeding pig(s), or for the semen of those male hybrid breeding pig(s) is attached, a reference (certificate number) to that zootechnical certificate of the donor female or male hybrid breeding pig(s), or of the semen of those male hybrid breeding pig(s) must be provided.</p>						

▼ **M1**

- (3) Part A or B of the zootechnical certificate may be kept empty or removed from the zootechnical certificate following the instructions in footnote 12.
- (4) Delete where not applicable.
- (5) In accordance with the legislation on the identification and registration of animals of the country of dispatch.
- (6) This may be required in accordance with Article 22(2) of Regulation (EU) 2016/1012 for hybrid breeding pigs used for the collection of embryos by breeding operations maintaining the breeding register where the offspring obtained from those embryos is to be registered.
- (7) If necessary attach additional sheets of paper.
- (8) Add individual identification number if different from breeding book number.
- (9) If the results of performance testing or genetic evaluation can be accessed on a website, a direct reference to that website may be provided instead.
- (10) Only required if Part A or B of the zootechnical certificate is issued by the breeding body, including official service of the country of dispatch, which is listed in accordance with Article 34 of Regulation (EU) 2016/1012 and Parts C and D of the zootechnical certificate are issued by an embryo collection or production team acting on behalf of the breeding body in accordance with Article 33(1) of that Regulation.
- (11) That individual shall be a representative of the breeding body, including official service of the country of dispatch, which is listed in accordance with Article 34 of Regulation (EU) 2016/1012, who is authorised to sign the zootechnical certificate.
- (12) In case only Part C and, where applicable, Part D of the zootechnical certificate are issued by an embryo collection or production team acting on behalf of the breeding body in accordance with Article 33(1) of Regulation (EU) 2016/1012, and Part(s) A and/or B of the zootechnical certificate is/are kept empty or removed from the zootechnical certificate, points 1 and 2 of Part C must be completed and copies of zootechnical certificates attached as follows:
- (a) for donor females, in accordance with the model laid down in Section A of Annex IV to Regulation (EU) 2017/717;
- (b) for the fertilising semen:
- (i) as described in point (a), with the necessary adaptations for donor males, or
- (ii) in accordance with the model laid down in Section B of Annex IV to Regulation (EU) 2017/717.
- (13) Optional.
- (14) Where there is more than one embryo in a straw or another package, a clear indication of the number of embryos is required.
- (15) A straw or another package may contain embryos collected, or produced from oocytes collected, from a single female hybrid breeding pig fertilised with semen collected from more than one donor male hybrid breeding pig, provided information on all contributing donor male hybrid breeding pigs is provided in point 2.2. of Part C.
- (16) Where applicable, information on sexed embryos or on the stage of development of the embryo may be provided.
- (17) That individual shall be a representative of the breeding body, including official service of the country of dispatch, which is listed in accordance with Article 34 of Regulation (EU) 2016/1012, or of an embryo collection or production team acting on behalf of the breeding body in accordance with Article 33(1) of that Regulation, who is authorised to sign the zootechnical certificate.

Notes:

- The zootechnical certificate shall be issued in at least one of the official languages of the country of dispatch.
- The colour of the signature must be different from that of the printing.
- The zootechnical certificate may be issued in portrait or landscape orientation.
- The footnotes and notes of this zootechnical certificate may not be printed, provided a reference to a directly accessible multi-lingual source of information is included in the title.