

STATUTORY RULES OF NORTHERN IRELAND

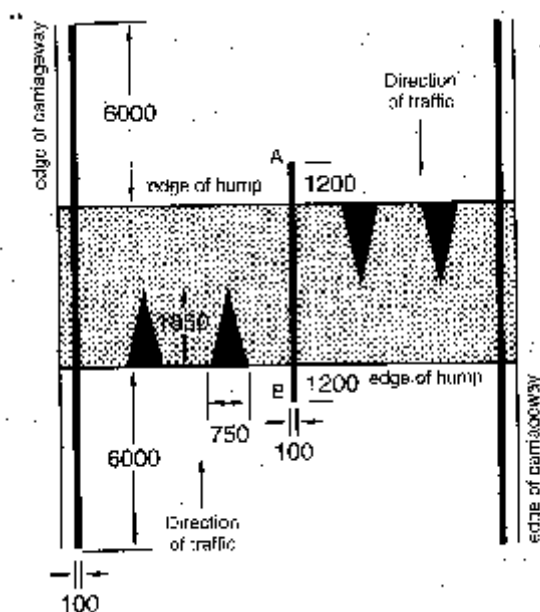
**1996 No. 614**

**Traffic Signs (Amendment No. 4)  
Regulations (Northern Ireland) 1996**

**Amendment**

2. Part III (markings on the road) of Schedule 1 to the Traffic Signs Regulations (Northern Ireland) 1979<sup>(1)</sup> shall be amended as follows—

- (a) for diagrams 1060, 1060.1, 1061 and 1061.1 and the words under them substitute the following diagrams and words specified in or under them—



“To indicate to vehicular traffic the presence of a round top road hump extending across the whole width of the carriageway.

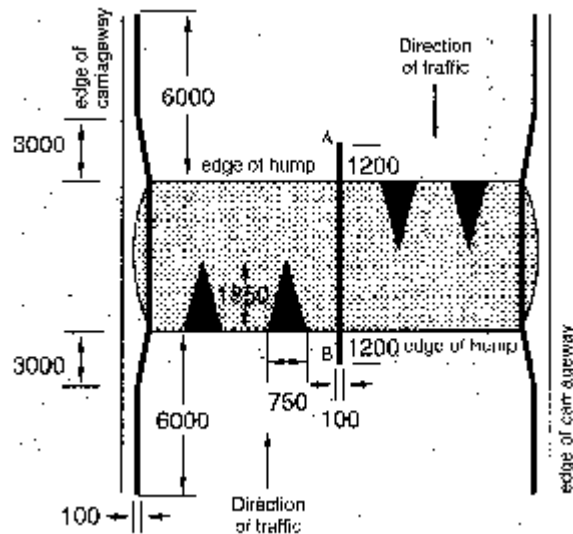
Permitted variants:

- (a) The longitudinal line adjacent to the edge of the carriageway may be omitted when the longitudinal line in diagram 1016.1, 1017 or 1018 is placed in the position of that line.
- (b) Where more than one traffic lane is available to traffic proceeding in the same direction, the longitudinal white line marked AB shall be placed between each traffic lane and the two triangular white markings placed on each traffic lane.

*Status: This is the original version (as it was originally made). This item of legislation is currently only available in its original format.*

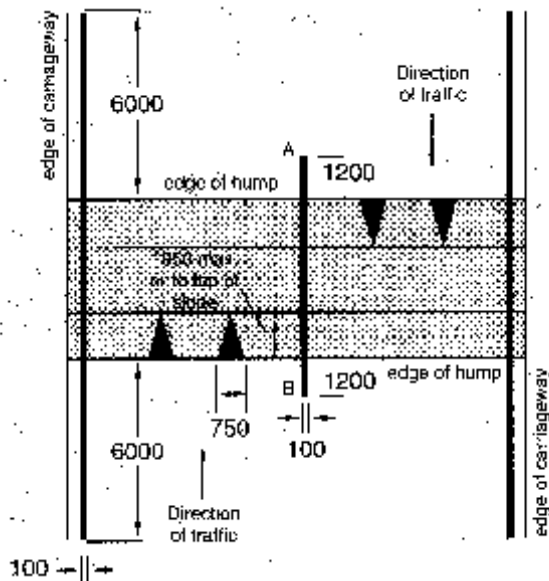
- (c) Where traffic is permitted to proceed in one direction only across a hump, the triangular white markings shall be placed only on the side of the road hump facing approaching traffic.
- (d) Where traffic is permitted to proceed in two directions in a single traffic lane across a hump, the two triangular white markings shall be placed on both sides of the hump.
- (e) Where the carriageway width is less than 6,000 millimetres the longitudinal line marked AB shall be omitted.

**1060**



To indicate to vehicular traffic the presence of a round top road hump with tapered ends.  
Permitted variants: Same as 1060.

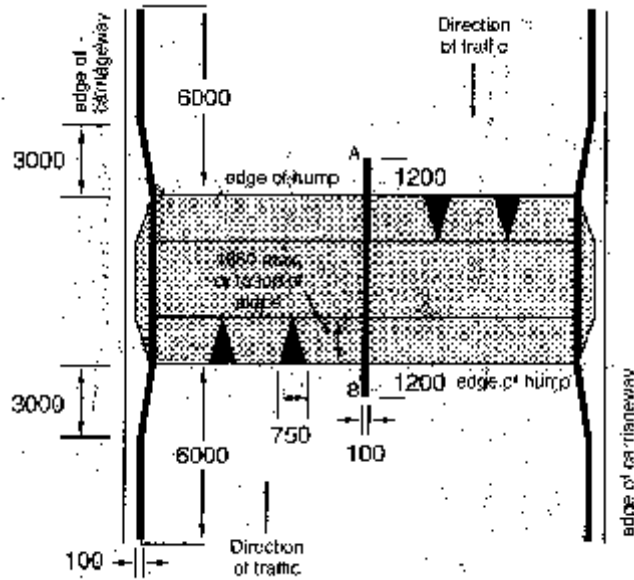
**1060.1**



To indicate to vehicular traffic the presence of a flat top road hump extending across the whole width of a carriageway.

Permitted variants: Same as 1060.

**1061**

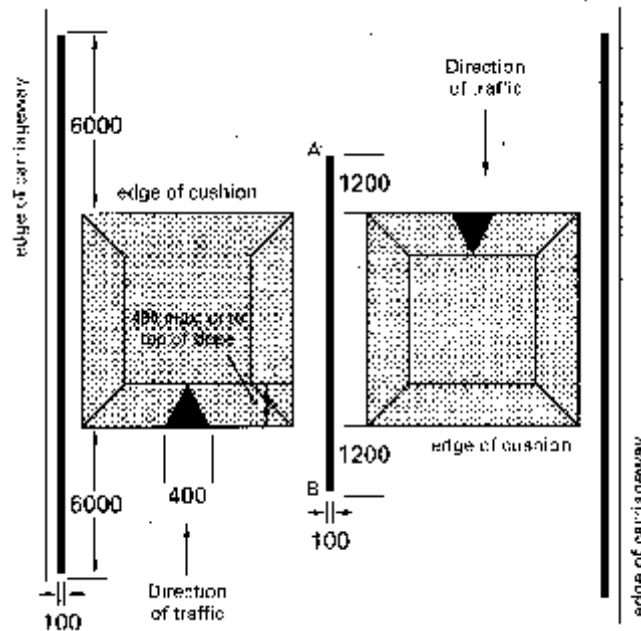


To indicate to vehicular traffic the presence of a flat top road hump with tapered ends.

Permitted variants: Same as 1060.

**1061.1"**

(b) after diagram 1061.1 add the following diagram and the words specified in or under it—



“To indicate to vehicular traffic the presence of cushion type humps.

Permitted variants:

- (a) The longitudinal line adjacent to the edge of the carriageway may be omitted when the longitudinal line in diagram 1016.1, 1017 or 1018 is placed in the position of that line.
- (b) Where more than one traffic lane is available to traffic proceeding in the same direction, the longitudinal white line marked AB shall be placed between each traffic lane and the triangular white marking shall be placed on each traffic lane.
- (c) Where traffic is permitted to proceed in one direction only across a cushion type hump, the triangular white marking shall be placed only on the side of the hump facing approaching traffic.
- (d) Where traffic is permitted to proceed in two directions across a single cushion type hump, the triangular white marking shall be placed on both sides of the cushion type hump.
- (e) Where the carriageway width is less than 6,000 millimetres the longitudinal line marked AB shall be omitted.

**1062”**