

SCHEDULE 19

Regulations 13(3), 21 and 23

Part I

Requirements Relating to Obligatory Rear Markings and
Optional Rear Markings to the Extent Specified in Part II

General Requirements

1. Description—

(a) A motor vehicle first used on or after 24th
January 1996, the overall length of which—

- | | | |
|------|---------------------------|--|
| (i) | (i) does not exceed 13 m: | A rear marking of a type shown in diagram 1, 2, 3 or 4 in Part IV of this Schedule |
| (ii) | (ii) exceeds 13 m: | A rear marking of a type shown in diagram 5, 6, 7 or 8 in Part IV of this Schedule |

(b) A motor vehicle first used before 24th
January 1996, the overall length of which—

- | | | |
|------|---------------------------|--|
| (i) | (i) does not exceed 13 m: | A rear marking of a type shown in diagram 1, 2 or 3 in Part III of this Schedule or a rear marking of a type shown in diagram 1, 2, 3 or 4 in Part IV of this Schedule |
| (ii) | (ii) exceeds 13 m: | A rear marking of a type shown in diagram 4 or 5 in Part III of this Schedule or a rear marking of a type shown in diagram 5, 6, 7 or 8 in Part IV of this Schedule |

(c) A trailer manufactured on or after 24th
January 1996 if it forms part of a combination of
vehicles the overall length of which—

- | | | |
|-------|---|--|
| (i) | (i) does not exceed 11 m: | A rear marking of a type shown in diagram 1, 2, 3 or 4 in Part IV of this Schedule |
| (ii) | (ii) exceeds 11 m but does not exceed 13 m: | A rear marking of a type shown in Part IV of this Schedule |
| (iii) | (iii) exceeds 13 m: | A rear marking of a type shown in diagram 5, 6, 7 or 8 in Part IV of this Schedule |

(d) A trailer manufactured before 24th
January 1996 if it forms part of a combination of
vehicles the overall length of which—

- | | | |
|------|---|--|
| (i) | (i) does not exceed 11 m: | A rear marking of a type shown in diagram 1, 2 or 3 in Part III of this Schedule or a rear marking of a type shown in diagram 1, 2, 3 or 4 in Part IV of this Schedule |
| (ii) | (ii) exceeds 11 m but does not exceed 13 m: | A rear marking of a type shown in Part III or Part IV of this Schedule |

Status: This is the original version (as it was originally made). This item of legislation is currently only available in its original format.

- (iii) (iii) exceeds 13 m: A rear marking of a type shown in diagram 4 or 5 in Part III of this Schedule or a rear marking of a type shown in diagram 5, 6, 7 or 8 in Part IV of this Schedule
2. Position—
- (a) Longitudinal: At or near the rear of the vehicle
- (b) Lateral—
- (i) (i) A rear marking of a type shown in diagram 2, 3 or 5 in Part III of this Schedule and a rear marking of a type shown in diagram 2, 3, 4, 6, 7 or 8 in Part IV of this Schedule: Each part shall be fitted as near as practicable to the outermost edge of the vehicle on the side thereof on which it is fitted so that no part of the marking projects beyond the outermost part of the vehicle on either side
- (ii) (ii) A rear marking of a type shown in diagram 1 or 4 in Part III of this Schedule and a rear marking of a type shown in diagram 1 or 5 in Part IV of this Schedule: The marking shall be fitted so that the vertical centre-line of the marking lies on the vertical plane through the longitudinal axis of the vehicle and no part of the marking projects beyond the outermost part of the vehicle on either side
- (c) Vertical: The lower edge of every rear marking shall be at a height of not more than 1700 mm nor less than 400 mm above the ground whether the vehicle is laden or unladen
3. Visibility: Plainly visible to the rear
4. Alignment: The lower edge of every rear marking shall be fitted horizontally. Every part of a rear marking shall lie within 20° of a transverse vertical plane at right angles to the longitudinal axis of the vehicle and shall face to the rear
5. Markings—
- (a) A motor vehicle or trailer not covered by sub-paragraph (b): In respect of any rear marking of a type shown in Part III of this Schedule a British Standard mark or in respect of any rear marking of a type shown in Part IV of this Schedule an approval mark
- (b) A motor vehicle first used on or after 24th January 1996 and a trailer manufactured on or after 24th January 1996: An approval mark
6. Colour: Red fluorescent material in the stippled areas shown in any of the diagrams in Part III or IV of this Schedule and yellow retro reflective material in any of the areas so shown, being areas not stippled and not constituting a letter. All letters shall be coloured black
-
7. Other requirements—

Status: This is the original version (as it was originally made). This item of legislation is currently only available in its original format.

A rear marking of a type shown in a diagram in Part III of this Schedule shall comply with the requirements of that Part.

The two parts of every rear marking of a type shown in diagrams 2, 3 and 5 in Part III and diagrams 2, 3, 6 and 7 in Part IV of this Schedule shall form a pair and the four parts of every rear marking of a type shown in diagrams 4 and 8 in Part IV of this Schedule shall form two pairs.

8. Definitions—

In this Schedule—

- (a) “approval mark” means a marking designated as an approval mark by regulation 3 of the Designation of Approval Marks Regulations and shown at item 70 of Schedule 2 to those Regulations; and
- (b) “British Standard mark” means the specification for rear markings for vehicles published by the British Standards Institution under the reference BS AU 152: 1970, namely “BS AU 152”.



Part II

Requirements Relating to Optional Rear Markings

Subject to regulation 14(2), any number of rear markings shown in Parts III and IV may be fitted to the rear of a vehicle.

Part III

Rear Markings Prescribed for Motor Vehicles First Used Before 24th January 1996 and Trailers Manufactured Before 24th January 1996

Left	Right
Diagram 1.	
Diagram 2.	

Status: This is the original version (as it was originally made). This item of legislation is currently only available in its original format.

Left	Right
------	-------

Diagram 3.



Diagram 4.



Diagram 5.



Additional Provisions Relating to the above Diagrams

1. A rear marking of a type shown in one of the above diagrams shall have the dimensions shown in relation to that diagram.
2. Any variation in a dimension (other than as to the height of a letter) specified in any of the above diagrams shall be treated as permitted for the purposes of this Schedule if the variation—
 - (a) in the case of a dimension so specified as 250 mm or as over 250 mm does not exceed 2.5 per cent. of that dimension;
 - (b) in the case of a dimension so specified as 40 mm or as over 40 mm but as under 250 mm does not exceed 5 per cent. of that dimension; or
 - (c) in the case of a dimension so specified as under 40 mm does not exceed 10 per cent. of that dimension.
3. Any variation in a dimension as to the height of a letter specified in any of those diagrams shall be treated as permitted for the purposes of this Schedule if the variation —
 - (a) in the case of a dimension so specified as 105 mm does not exceed 2.5 per cent. of that dimension; or
 - (b) in the case of a dimension so specified as 70 mm does not exceed 5 per cent. of that dimension.
4. Any variation in a dimension as to the angle of hatching specified in any of those diagrams shall be treated as permitted for the purposes of the Schedule if the variation does not exceed 5 degrees.
5. A rear marking of a type shown in diagrams 1 or 4 above shall be constructed in the form of a single plate, and every rear marking shown in diagrams 2, 3 or 5 above shall be constructed in the form of two plates of equal size and shape.





Status: This is the original version (as it was originally made). This item of legislation is currently only available in its original format.

6. The height of each half of the marking shown in diagram 3 above may be reduced to a minimum of 140 mm provided the width is increased so that each half of the marking has a minimum area of 980 cm².

7. All letters incorporated in a rear marking of a type shown in diagrams 4 or 5 above shall have the proportions and form of letters as shown in Schedule 25.

Part IV

Rear Markings Prescribed for Motor Vehicles Whenever First Used and Trailers Whenever Manufactured

Left	Right
Diagram 1.	
Diagram 2.	
Diagram 3.	
Diagram 4.	

Status: This is the original version (as it was originally made). This item of legislation is currently only available in its original format.

Left	Right
------	-------

Diagram 5.



Diagram 6.



Diagram 7.



Diagram 8.

