
SCOTTISH STATUTORY INSTRUMENTS

2022 No. 111

**The Traffic Signs Amendment (Scotland)
Regulations and General Directions 2022**

PART 1

The Traffic Signs Amendment (Scotland) Regulations 2022

Citation, commencement and extent

- 1.—(1) This Part of this instrument may be cited—
 - (a) as the Traffic Signs Amendment (Scotland) Regulations 2022,
 - (b) together with Part 2, as the Traffic Signs Amendment (Scotland) Regulations and General Directions 2022.
- (2) These Regulations come into force on 23 May 2022.
- (3) These Regulations extend to Scotland only.

Amendment of the Traffic Signs Regulations 2016

2. The Traffic Signs Regulations 2016(1) are amended in accordance with regulations 3 to 7.

Amendment of regulation 3

- 3.—(1) Regulation 3 (prescription of signs) is amended as follows.
- (2) In the table in paragraph (3), in the entry for item 7—
 - (a) in column 2, for “4” substitute “4B”,
 - (b) in column 3, after “charging schemes” insert “and low emission zone schemes”.

Amendment of schedule 2

- 4.—(1) Schedule 2 (signs that warn of hazards and signs for bridges and other structures) is amended as follows.
- (2) In the table in Part 2 (warning signs and associated plates), in the entry for item 56, in column 4, in each of paragraphs 1 and 2—
 - (a) after “Blind summit” insert “Concealed access”,
 - (b) after “Pedestrians crossing”, insert “Pedestrians and cyclists crossing”.

Amendment of schedule 8

5.—(1) Schedule 8 (signs indicating the entrance to and the end of a pedestrian, or pedestrian and cycle, zone, and signs for charging schemes) is amended as follows.

(2) In the heading, after “charging schemes” insert “and low emission zone schemes”.

(3) In Part 1 (provisions applying to signs in Part 2), after paragraph 2 insert—

“3. In respect of items 1A and 2A, each lamp incorporated into the sign must show an intermittent amber light at a rate of flashing of not less than 60 nor more than 90 flashes per minute, and in such a manner that the lights of one horizontal pair are always illuminated when the lights of the other horizontal pair are not illuminated.”.

(4) In the table in Part 2 (signs indicating pedestrian and pedestrian and cycle zones)—

(a) after the entry for item 1 insert—

<p>“1A</p>	<p>Diagram 618.3BA</p> <p>Entry to, and waiting in, a pedestrian zone restricted: version incorporating flashing lights (alternative to item 1)</p>		<p>1. The following symbols and legends may be included in the middle panel to provide for exceptions (including in any combination, provided there is an “and” or “&” before the last exception)—</p> <ul style="list-style-type: none"> (a) the legend “buses” or “local buses” (b) the legend “taxis” (c) the legend “for access”, “for loading”, or “for loading by” and the goods vehicle symbol (d) the legend “permit holders”, “permit holder”, and, if appropriate, a permit identifier or identifiers (e) the disabled badge holder symbol. <p>2. The middle panel may include a time period.</p> <p>3. The time period in the lower panel may be varied.</p> <p>4. The lower panel may be omitted.</p> <p>5. The middle panel may be omitted when the lower panel is omitted.”,</p>
------------	---	--	---

(b) after the entry for item 2, insert—

<p>“2A</p>	<p>Diagram 618.3D</p> <p>Entry to, and waiting in, a pedestrian and cycle zone restricted: version incorporating flashing lights</p> <p>(alternative to item 2)</p>		<ol style="list-style-type: none"> 1. The following symbols and legends may be included in the middle panel to provide for exceptions (including in any combination, provided there is an “and” or “&” before the last exception)— <ol style="list-style-type: none"> (a) the legend “buses” or “local buses” (b) the legend “taxis” (c) the legend “for access”, “for loading”, or “for loading by” and the goods vehicle symbol (d) the legend “permit holders”, “permit holder”, and, if appropriate, a permit identifier or identifiers (e) the disabled badge holder symbol. 2. The middle panel may include a time period. 3. The time period in the lower panel may be varied. 4. The lower panel may be omitted. 5. The middle panel may be omitted when the lower panel is omitted.”.
------------	---	--	---

(5) After Part 4 (signs and markings indicating a congestion charging zone), insert—

“PART 4A

Provisions applying to signs in Part 4B

1. The information of a description in column 2 of an item in the sign table in Part 4B must be conveyed by a sign that is—
 - (a) of the colour and type, and
 - (b) complies with the requirements as to size,
 shown in the diagram in column 3 of the item.

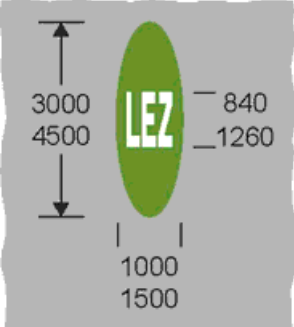
Status: This is the original version (as it was originally made). This item of legislation is currently only available in its original format.

PART 4B

Signs and markings indicating a low emission zone

Sign table — Schedule 8, Part 4B

(1) Item	(2) Sign description	(3) Sign diagram
1	Diagram 680 Entrance to a low emission zone	
2	Diagram 895 Reminder to drivers within a low emission zone in which cameras are used to identify contraventions of a low emission zone scheme	
3	Diagram 681 End of low emission zone	

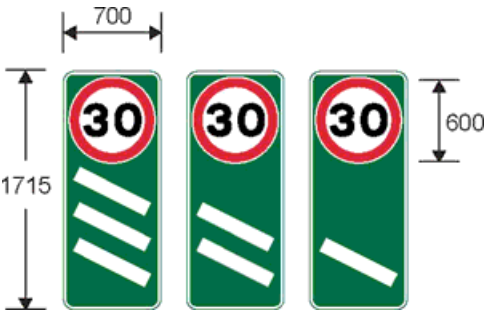
(1) Item	(2) Sign description	(3) Sign diagram
4	Diagram 1070 Road marking indicating the commencement of a low emission zone	

Amendment of schedule 11

6.—(1) Schedule 11 (signs that give information, are advisory or guide traffic) is amended as follows.

(2) In the table in Part 2 (upright signs)(2)—

(a) after the entry for item 21 insert—

“21A	<p>Diagrams 823.1, 824.1 and 825.1</p> <p>Distance in hundreds of yards to the point that a reduced maximum speed limit begins (diagram shows dark green background for use on primary routes)</p>		4, 59, 60	16”	
------	--	--	-----------	-----	--

(b) in the entry for item 55, in column 4, for “1” substitute “1A”.

(3) In Part 5 (permitted variants of the signs in Parts 2 and 4)—

(a) after paragraph 1 insert—

“1A.—(1) The distance may be varied.

(2) A second distance may be added, in which case the word ‘and’ must be shown after the first distance.”,

(b) after paragraph 39(5) insert—

“(6) The legend, border and background may be in any contrasting colours except red.”,

(c) after paragraph 58 insert—

“59. When placed on a non-primary route the sign must be varied so that the background colour is white and the border, any legend and any symbol (other than the red border of the roundel) is black.

60. The numerals may be varied.”.


(4) In Part 6 (requirements applying to signs in Parts 2 and 4), at the end insert—

“16. The sign must only be used to indicate a reduction in the maximum speed limit of at least 20 mph.”.

Amendment of schedule 12

7.—(1) Schedule 12 (directional signs) is amended as follows.

(2) In the table in Part 11 (general symbols that may appear on plates in Part 2), after the entry for item 36 insert—


“37	Service point for motorhomes		14	2 to 5, 8, 9	1. The symbol may be reversed. 2. The symbol may be white to ensure adequate contrast between the symbol and the background of the sign”.
-----	------------------------------	---	----	--------------	--

(3) In the table in Part 17 (symbols indicating types of tourist destinations and leisure facilities in Scotland), for the entry for item 4 substitute—


“4	T304.1 Property managed by Forestry and Land Scotland		16		
5	T305 A nature reserve managed by Royal Society for the Protection of Birds (RSPB) Scotland(3)		14		

(4) In the table in Part 20 (warning and regulatory symbols that may be incorporated on directional signs), after the entry for item 45 insert—

(3) The Royal Society for the Protection of Birds (RSPB) is a registered charity: England and Wales no. 207076, Scotland no. SC037654.

“46	Low Emission Zone		
-----	-------------------	---	--

(5) In the table in Part 24 (arrows, symbols and panels that may be placed on a services sign), after the entry for item 17 insert—

“18	Service point for motorhomes		1, 2	<p>1. The symbol must be reversed when incorporated on a sign with a right pointing arrow;</p> <p>2. The symbol must be white when placed on a blue background.”.</p>
-----	------------------------------	---	------	---

(6) In the table in Part 26 (miscellaneous signs indicating services and local facilities), in the entry for item 6—

- (a) in column 2, for “which provides parking, public toilets, refreshments and fuel during normal shop opening hours at least” substitute “which provides parking and public toilets or fuel during normal shop opening hours”,
- (b) in column 3, for diagram 2308.1 substitute the diagram shown in the schedule,
- (c) in column 4, in paragraph 6, omit “other than the “WC”, petrol pump and cup (denoting light refreshments)”.

(7) In the table in Part 28 (other directional signs) in the entry for item 22, in column 4, in paragraph 3, for “34 or 35 or omitted” substitute “34, 35 or 46 or omitted”.

Saving

8. Despite the amendments made by regulation 7(3) of these Regulations, any sign which—
- (a) is in place immediately before the date on which these Regulations come into force, and
 - (b) is of a size, colour and type prescribed at item 4 of the table in Part 17 of schedule 12 (directional signs) of the Traffic Signs Regulations 2016 as they had effect immediately before that date,

is to be treated on and after that date as being of a size, colour and type prescribed by those Regulations.

St Andrew’s House,
Edinburgh
22nd March 2022

JENNY GILRUTH
Authorised to sign by the Scottish Ministers