

SCHEDULE 7

Regulation 11(1)


Status: This is the original version (as it was originally made). This item of legislation is currently only available in its original format.

PART VI

DIRECTIONAL SIGNS TO PARKING PLACES


SCHEDULE 7 PART VI DIRECTIONAL SIGNS TO PARKING PLACES

Regulation 11(1)



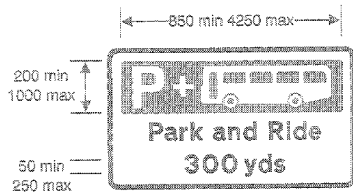
2501
Distance to a parking place ahead

Item	
1	Regulations: None
2	Directions: 12(3)
3	Diagrams: None
4	Permitted variants: Schedule 16, items 8, 9, 10
5	Illumination requirements: Schedule 17, item 4



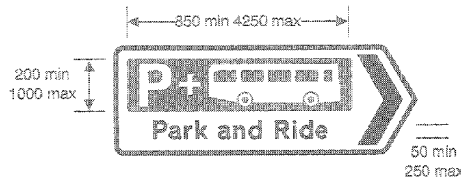
2502
Distance to a commercial vehicles parking place ahead with public toilets and telephones

Item	
1	Regulations: None
2	Directions: 12(3)
3	Diagrams: None
4	Permitted variants: Schedule 16, items 8, 10 The 'WC' or 'WC' or telephone symbol may be omitted. The AA or RAC logos may be added alongside the telephone symbol.
5	Illumination requirements: Schedule 17, item 4



2503
Distance to a parking place ahead from which a 'Park and Ride' scheme operates

Item	
1	Regulations: None
2	Directions: 12(3)
3	Diagrams: None
4	Permitted variants: Schedule 16, items 6, 10, 11, 28 The days of operation may be added. The bus symbol may be varied to the tram symbol shown in diagram 953.1 or the British Rail or London Transport symbol or a PTE symbol
5	Illumination requirements: Schedule 17, item 4




2504
Direction to a parking place from which a 'Park and Ride' scheme operates

Item	
1	Regulations: None
2	Directions: 12(3)
3	Diagrams: None
4	Permitted variants: Schedule 16, items 3, 6, 15, 28 Same as diagram 2503
5	Illumination requirements: Schedule 17, item 4

Status: This is the original version (as it was originally made). This item of legislation is currently only available in its original format.

SCHEDULE 7 PART VI DIRECTIONAL SIGNS TO PARKING PLACES (contd.)



2505
Directions to different types of parking place from a junction ahead

Item	
1	Regulations: None
2	Directions: 12(3)
3	Diagrams: None
4	Permitted variants: Schedule 16, items 3, 6, 12, 18, 28, 38 One of the following alternative legends may be used or the legend may be omitted: 1. "Free" 2. "Shoppers" 3. "Commuters" 4. "Long stay" 5. "Short stay" 6. "Pay and display" 7. "Multi-storey" 8. A geographical name 9. British Rail, London Transport or a PTE symbol Any one or two of the following symbols may be added: 1. Pedal cycle shown in diagram 808 2. Bus shown in diagram 809 3. Goods vehicle shown in diagram 804.1 4. Car shown in diagram 804.2 5. Caravan drawn by car shown in diagram 804.3 6. Tourist information "i" shown in diagram 2310 The total number of spaces in the parking place may be indicated in white figures in the bottom right hand corner of the "P" symbol as shown in diagram 2506
5	Illumination requirements: Schedule 17, item 4



2506
Direction to a parking place for shoppers and showing the total number of parking places

Item	
1	Regulations: None
2	Directions: 12(3)
3	Diagrams: None
4	Permitted variants: Schedule 16, items 3, 6, 12, 28, 38 The number of spaces may be varied or omitted. Same as diagram 2505
5	Illumination requirements: Schedule 17, item 4

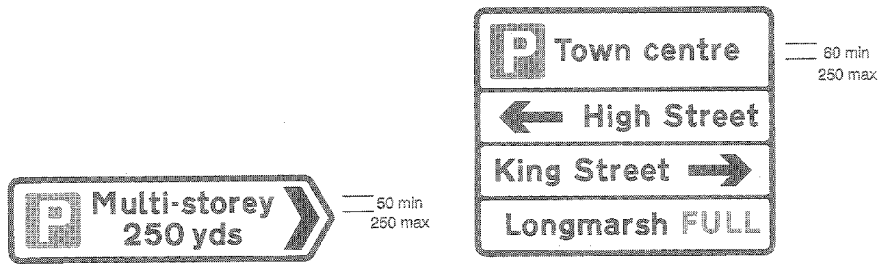


2507
Direction to a parking place available only on the day specified

Item	
1	Regulations: None
2	Directions: 12(3)
3	Diagrams: None
4	Permitted variants: Schedule 16, items 3, 6, 15, 28, 37, 38 Same as diagram 2505
5	Illumination requirements: Schedule 17, item 4

Status: This is the original version (as it was originally made). This item of legislation is currently only available in its original format.

SCHEDULE 7 PART VI DIRECTIONAL SIGNS TO PARKING PLACES (contd.)



2508
Direction and distance to a multi-storey parking place

Item	
1	Regulations: None
2	Directions: 12(3)
3	Diagrams: None
4	Permitted variants: Schedule 16, items 6, 9, 15, 28, 38 Same as diagram: 2505
5	Illumination requirements: Schedule 17, item 4

2509
Directions to several alternative parking places with an indication of the availability of parking spaces at each one

Item	
1	Regulations: None
2	Directions: 12(3), 49
3	Diagrams: None
4	Permitted variants: Schedule 16, items 12, 16, 19 The name of a place may be added to or substituted for the words "Town centre". The legends "Long stay" or "Short stay" may be added to or substituted for each of the geographical names. The word "FULL" may be varied to "CLOSED" in red letters. The arrow symbols may remain displayed when the legends "FULL" or "CLOSED" are shown. The word "Spaces" in black or green letters or "Nearly full" in black letters may be displayed in addition to the arrow symbols
5	Illumination requirements: Schedule 17, item 4