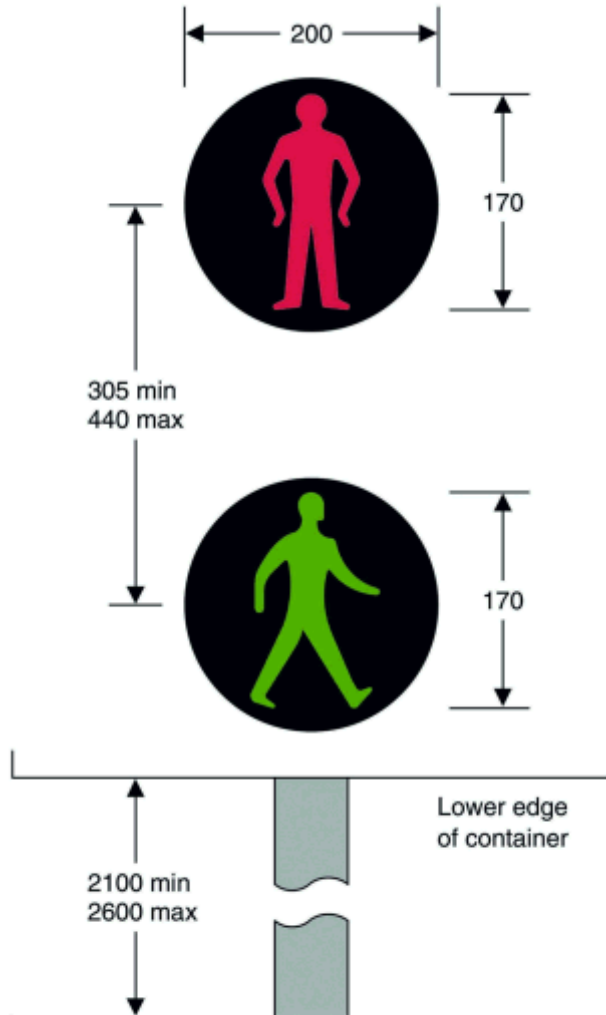


SCHEDULE 3

Regulation 11(4)

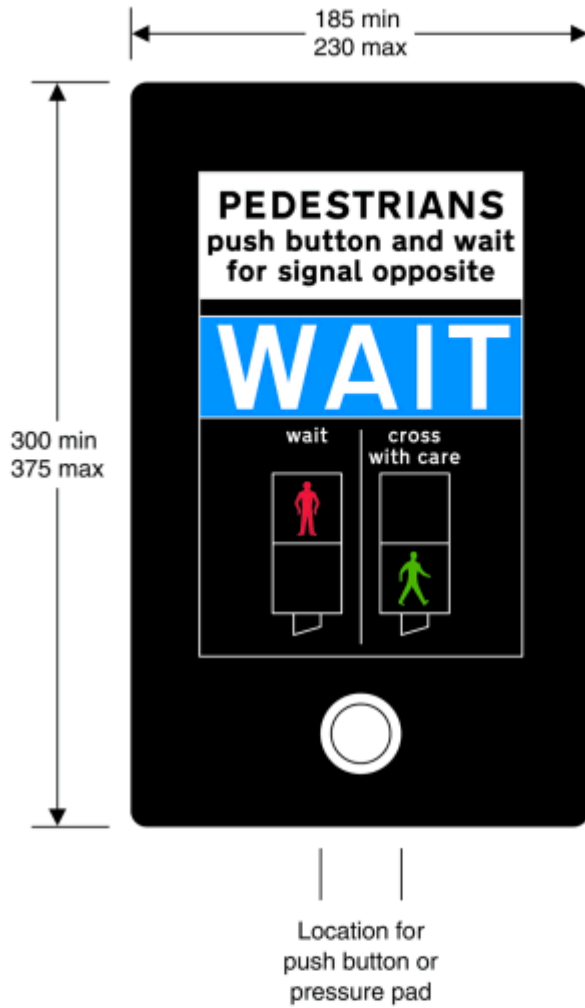
New diagrams for substitution into Schedule 9 to the 2002 regulations



4002.1
Light signals for pedestrians

Item	
1	Regulations: 4, 47, 47A
2	Directions: 18, 46, 49, 54, 54A, 55, 56
3	Diagrams: 1001.3, 1055.1, 1055.2, 4003, 4003.1
4	Permitted variants: None

Status: This is the original version (as it was originally made). This item of legislation is currently only available in its original format.

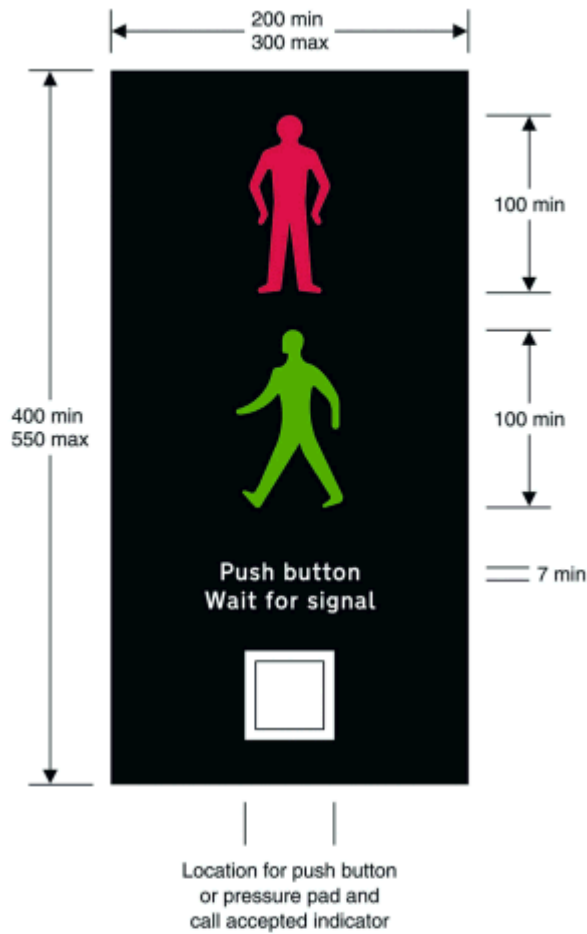


4003

Instructions to pedestrians above the push button control for calling up pedestrian phases at light signals

Item	
1	Regulations: 4, 47, 47A
2	Directions: 46, 54, 54A, 55, 56
3	Diagrams: 4002.1
4	Permitted variants: The legend "WAIT" may be illuminated in white, off-white or yellow

Status: This is the original version (as it was originally made). This item of legislation is currently only available in its original format.



4003.1

Near side light signals and instructions for pedestrians at a pedestrian facility controlled by light signals

Item	
1	Regulations: 4, 47, 47A
2	Directions: 18, 46, 54, 54A, 55, 56
3	Diagrams: 1001.3, 1055.1, 1055.2, 4002.1
4	Permitted variants: Schedule 16, item 28 The horizontal positions of the red and green figures may be varied independently of each other. Multiple red and green figures may be provided. The face containing the signal and instructions may be curved and may comprise more than one unit. The legend "Stand on mat" may be added between the legends "Push button" and "Wait for signal"