

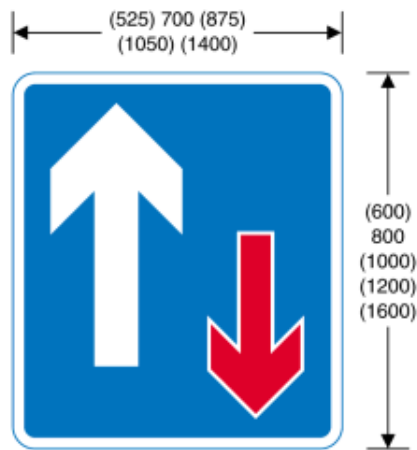
Status: This is the original version (as it was originally made). This item of legislation is currently only available in its original format.

SCHEDULE

New diagrams for insertion into the schedules to the 2002 regulations
Regulation 34(5)

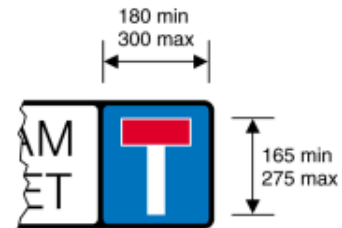
SCHEDULE—PART 4

New diagrams for Schedule 4 to the 2002 regulations



811
Traffic has priority over vehicles
from the opposite direction

Item	
1	Regulations: None
2	Directions: 18, 19, 20, 21
3	Diagrams: 615, 645, 811.1, 1044.2
4	Permitted variants: None
5	Illumination requirements: Schedule 17, item 4



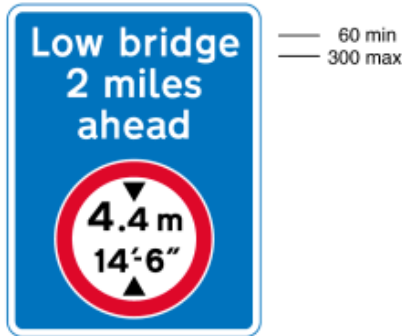
816.1
Alternative to the sign shown in diagram 816
with a street name plate

Item	
1	Regulations: None
2	Directions: None
3	Diagrams: None
4	Permitted variants: The blue panel need not extend to the edge of the name plate. The black border may be omitted
5	Illumination requirements: Schedule 17, item 9

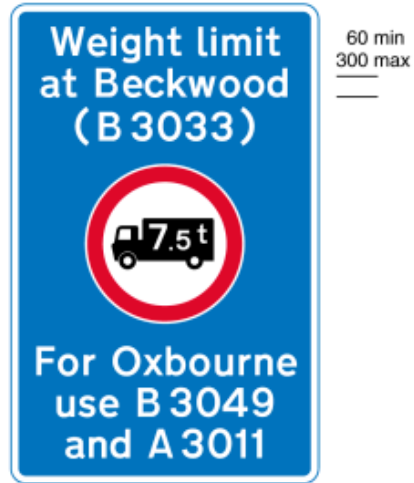
Status: This is the original version (as it was originally made). This item of legislation is currently only available in its original format.

SCHEDULE—PART 4

New diagrams for Schedule 4 to the 2002 regulations (continued)



818.3
Same as diagram 818.2



818.4
Nature and location of a prohibition, restriction or requirement with indication of alternative route

Item	
1	Regulations: 17
2	Directions: 7
3	Diagrams: None
4	Permitted variants: Schedule 16, items 1, 6, 10 "ahead" may be varied to an arrow pointing horizontally to the left or to the right. "ahead" must be omitted when an arrow is included under item 10 of Schedule 16. "Low bridge" may be varied to "Height limit", "Weight limit", "Weak road", "Weak bridge", "Width limit", "Length limit" or omitted. The distance and any arrow shall be shown below the diagram 629.2A symbol when "Low bridge" is omitted. The diagram 629.2A symbol may be varied to diagram 622.1A (with the lorry symbol reversed as appropriate), 626.2A (prohibitory roundel only), 629, 629A, 629.1 (with the lorry symbol reversed as appropriate) or 629.2 as appropriate to accord with the prohibition
5	Illumination requirements: Schedule 17, item 4

Item	
1	Regulations: None
2	Directions: 7
3	Diagrams: None
4	Permitted variants: Schedule 16, items 6, 19, 20, 28 Same as diagram 622.1A. An arrow pointing horizontally to the left or to the right may be added above the diagram 622.1A symbol. "Weight limit" may be varied to "Weak road", "Weak bridge", "Width limit", "Length limit", "Height limit", "Low bridge" or omitted. The legend "at Beckwood (B 3033)" may be varied to an appropriate description or to a distance. "ahead" may be added after the distance when no arrow is shown. The legend "at Beckwood (B 3033)" may be omitted when an arrow is added. The diagram 622.1A symbol may be varied to diagram 626.2A (prohibitory roundel only), 629, 629A, 629.1 (with the lorry symbol reversed as appropriate), 629.2 or 629.2A as appropriate to accord with the prohibition. The legend below the diagram 622.1A symbol may be varied to "Alternative route follow" and either a symbol shown in Part VII of Schedule 13 or a description of the route, or varied to "Alternative route via" and a description of the route. The legend "For Oxbourne" may be varied to "Alternative route". The legend "B 3049 and A 3011" may be varied to a description of the route. When the sign is placed on a motorway, "use" and the route numbers may be varied to "leave at Junction" and the junction number, or "at Junction" and the junction number may be added after "use" and a route number; "Junction" may be varied to "J"
5	Illumination requirements: Schedule 17, item 4

Status: This is the original version (as it was originally made). This item of legislation is currently only available in its original format.

SCHEDULE—PART 4

New diagrams for Schedule 4 to the 2002 regulations (continued)



60 min
300 max
—
—



(50)
62.5
(75)
(100)
(125)

818.5

Location of low bridge indicated by the sign shown in diagram 530, 530A, 532.2, 532.2A, 532.3 or 532.3A with indication of alternative route

820A

Road unsuitable for heavy goods vehicles

Item	
1	Regulations: None
2	Directions: None
3	Diagrams: None
4	Permitted variants: Schedule 16, items 1, 6, 19, 20 An arrow pointing horizontally to the left or to the right may be added above the diagram 530A symbol. The legend "south of Maplebeck" may be varied to an appropriate description or to a distance. "ahead" may be added after the distance when no arrow is shown. The legend "south of Maplebeck" may be omitted when an arrow is added. The diagram 530A symbol may be varied to diagram 530. The legend below the diagram 530A symbol may be varied to "For" and a place name and an appropriate description of the route. "via" may be varied to "follow" or "use". "via A 123" may be varied to "follow" and a symbol shown in Part VII of Schedule 13. "A 123" may be varied to a description of the route. When the sign is placed on a motorway, the legend below the diagram 530A symbol may be varied to "For" and a place name and "leave at Junction" and the junction number, or varied to "For" and a place name and "use" and a route number "at Junction" and the junction number; "Junction" may be varied to "J"
5	Illumination requirements: Schedule 17, item 4

Item	
1	Regulations: None
2	Directions: None
3	Diagrams: None
4	Permitted variants: Schedule 16, items 11, 28 "heavy goods vehicles" may be varied to "HGVs". The legend may be omitted when an arrow is added to the sign
5	Illumination requirements: Schedule 17, item 4

Status: This is the original version (as it was originally made). This item of legislation is currently only available in its original format.

SCHEDULE—PART 4

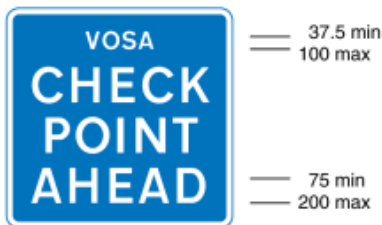
New diagrams for Schedule 4 to the 2002 regulations (continued)



829.6

Waiting place at a lay-by or observation platform for police or other authorised vehicles only

Item	
1	Regulations: None
2	Directions: None
3	Diagrams: None
4	Permitted variants: "patrol" may be omitted. "Police patrol" may be varied to "Authorised"
5	Illumination requirements: Schedule 17, item 4



832.1B
Vehicle check point ahead

Item	
1	Regulations: None
2	Directions: None
3	Diagrams: None
4	Permitted variants: "VOSA" may be varied to "GOODS VEHICLE" or to the name of, or acronym for the name of, the enforcement agency existing at the time of placing of the sign
5	Illumination requirements: Schedule 17, item 4



832.2B
Vehicle condition check point ahead

Item	
1	Regulations: None
2	Directions: None
3	Diagrams: None
4	Permitted variants: "VOSA" may be varied to the name of, or acronym for the name of, the enforcement agency existing at the time of placing of the sign
5	Illumination requirements: Schedule 17, item 4

Status: This is the original version (as it was originally made). This item of legislation is currently only available in its original format.

SCHEDULE—PART 4

New diagrams for Schedule 4 to the 2002 regulations (continued)



878

Area in which cameras are used
to enforce traffic regulations
(Alternative types)

Item	
1	Regulations: 23
2	Directions: 32
3	Diagrams: 879
4	Permitted variants: "Traffic signal" may be varied to "Speed", "Traffic signal and speed", "Traffic enforcement", "Police", "Police enforcement" or "Bus lane". The legend may be varied to "Average speed check"
5	Illumination requirements: Schedule 17, item 4