

SCHEDULES

SCHEDULE 1

Article 2

ORDERS REVOKED

	References
The Air Navigation (Overseas Territories) Order 2007	S.I. 2007/3468
The Air Navigation (Overseas Territories) (Amendment) Order 2008	S.I. 2008/3125
The Air Navigation (Overseas Territories) (Amendment) Order 2011	S.I. 2011/237

SCHEDULE 2

Article 3(5)

CLASSIFICATION OF AIRCRAFT

Table of general classification of aircraft

Col. 1	Col. 2	Col. 3	Col. 4
Aircraft	Lighter than air aircraft	Non-power driven	Free Balloon Captive Balloon
		Power driven	Airship
		Non-power driven	Glider Kite

Status: This is the original version (as it was originally made). This item of legislation is currently only available in its original format.

Col. 1	Col. 2	Col. 3	Col. 4
	Heavier than air aircraft		Aeroplane (Seaplane)
			Aeroplane (Amphibian)
		Power driven (flying machines)	Aeroplane (Self-launching Motor Glider)
			Powered Lift (Tilt Rotor)
			Rotorcraft
			Helicopter
			Gyroplane

SCHEDULE 3

Article 51, 52, 53 and 56

LICENCES

MINIMUM AGE, PERIOD OF VALIDITY, PRIVILEGES

AEROPLANE PILOTS

Private Pilot’s Licence (Aeroplanes)

Minimum age – 17 years

No maximum period of validity

Privileges

(1) Subject to paragraph (2), the holder of a Private Pilot’s Licence (Aeroplanes) is entitled to fly as pilot-in-command or co-pilot of an aeroplane of any of the types or classes specified or otherwise falling within an aircraft rating included in the licence.

(2) The holder of the licence must not—

- (a) fly an aeroplane for the purpose of commercial air transport or aerial work except in accordance with paragraph (3);
- (b) receive any remuneration for the holder’s services as a pilot on a flight except in accordance with paragraph (4);
- (c) unless the licence includes an instrument rating (aeroplanes), fly as pilot-in-command of an aeroplane—
 - (i) on a flight outside controlled airspace if the flight visibility is less than 3 km;
 - (ii) on a special VFR flight in a control zone in a flight visibility of less than 10 km except on a route or in an aerodrome traffic zone notified for the purpose of this subparagraph; or
 - (iii) when the surface is not in sight;
- (d) fly as pilot-in-command of an aeroplane at night unless the licence includes a night rating (aeroplanes);

- (e) unless the licence includes an instrument rating (aeroplanes), fly as pilot-in-command or co-pilot of an aeroplane flying in Class A, B, C, D or E airspace in circumstances which require compliance with the Instrument Flight Rules;
- (f) fly as pilot-in-command of an aeroplane carrying passengers unless—
 - (i) within the preceding 90 days the holder has made three take-offs and three landings as the sole manipulator of the controls of an aeroplane of the same type or class; and
 - (ii) if such a flight is to be carried out at night and the licence does not include an instrument rating (aeroplane) at least one of those take-offs and landings has been at night.
- (a) (3) (a) The holder may fly an aeroplane for the purpose of aerial work which consists of—
 - (i) the giving of instruction in flying, if the licence includes a flying instructor's rating; or
 - (ii) the conduct of flying tests for the purposes of this Order;
- (b) The holder may fly an aeroplane for the purpose of aerial work which consists of—
 - (i) towing a glider in flight; or
 - (ii) a flight for the purpose of dropping of persons by parachute;in either case in an aeroplane owned, or operated under arrangements entered into, by a flying club of which the holder of the licence and any person carried in the aircraft or in any glider towed by the aircraft are members.
- (4) The holder of a licence may receive remuneration for services as a pilot on a flight if—
 - (a) the licence includes a flying instructor's rating entitling the holder to give instruction in flying microlight aeroplanes; and
 - (b) the remuneration is for giving such instruction or conducting such flying tests as are specified in paragraph (3)(a) in a microlight aeroplane.

Commercial Pilot's Licence (Aeroplanes)

Minimum age – 18 years

Maximum period of validity – 10 years

Privileges:

(1) The holder of a Commercial Pilot's Licence (Aeroplanes) is entitled to exercise the privileges of a Private Pilot's Licence (Aeroplanes) except that paragraphs 2(c) and (d) of those privileges do not apply.

(2) Subject to paragraphs (3) and (7), the holder is entitled to fly as pilot-in-command of an aeroplane of a type or class on which the holder is so qualified and which is specified in an aircraft rating included in the licence when the aeroplane is engaged on a flight for any purpose whatsoever.

- (3) The holder may not—
 - (a) unless the licence includes an instrument rating (aeroplanes), fly an aeroplane on any scheduled journey;
 - (b) fly as pilot-in-command of an aeroplane carrying passengers unless the holder has carried out at least three take-offs and three landings as pilot flying in an aeroplane of the same type or in a synthetic training device, approved for the purpose, of the aeroplane type to be used, in the preceding 90 days;
 - (c) as co-pilot serve at the flying controls in an aeroplane carrying passengers during take-off and landing unless the holder has served as a pilot at the controls during take-off and

Status: This is the original version (as it was originally made). This item of legislation is currently only available in its original format.

landing in an aeroplane of the same type or in a synthetic training device, approved for the purpose, of the aeroplane type to be used, in the preceding 90 days;

- (d) if the licence does not include a valid instrument rating (aeroplanes), act as pilot-in-command of an aeroplane carrying passengers at night unless during the previous 90 days at least one of the take-offs and landings required in sub-paragraph (b) has been at night;
- (e) unless the licence includes an instrument rating (aeroplanes), fly any aeroplane of which the maximum certificated take-off mass exceeds 2300 kg on any flight for the purpose of commercial air transport, except a flight beginning and ending at the same aerodrome and not extending beyond 25 nautical miles from that aerodrome;
- (f) fly as pilot-in-command of an aeroplane on a flight for the purpose of commercial air transport unless it is certificated for single pilot operation;
- (g) fly an aeroplane on any flight for the purpose of commercial air transport after attaining the age of 60 years unless the aeroplane is fitted with dual controls and carries a second pilot who has not attained the age of 60 years and who holds an appropriate licence under this Order entitling the second pilot to act as pilot-in-command or co-pilot of that aeroplane;
- (h) fly as pilot-in-command or co-pilot of an aeroplane flying in Class A, B or C airspace in circumstances which require compliance with the Instrument Flight Rules, unless the licence includes an instrument rating (aeroplanes).

(4) Subject to paragraph (5), the holder is entitled to fly as pilot-in-command of an aeroplane of a type specified in a flying instructor's rating included in the licence on a flight for the purpose of aerial work which consists of—

- (a) the giving of instruction in flying; or
- (b) the conducting of flying tests for the purposes of this Order;

in either case in an aeroplane owned, or operated under arrangements entered into, by a flying club of which the person giving the instruction or conducting the test and the person receiving the instruction or undergoing the test are both members.

(5) The holder is entitled to exercise privileges contained in paragraph (4) only in an aeroplane which the holder is entitled to fly as pilot-in-command on a private flight, an aerial work flight or a commercial air transport flight under the privileges set out in paragraph (1) or (2) of these privileges.

(6) The holder is entitled to fly as co-pilot of any aeroplane of a type specified in an aircraft rating included in the licence when the aeroplane is engaged on a flight for any purpose whatsoever.

(7) The holder must not at any time after attaining the age of 65 years act as pilot-in-command or co-pilot of any aeroplane on a flight for the purpose of commercial air transport.

Airline Transport Pilot's Licence (Aeroplanes)

Minimum age - 21 years

Maximum period of validity – 10 years

Privileges:

The holder of an Air Transport Pilot's Licence is entitled to exercise the privileges of a Commercial Pilot's Licence (Aeroplanes) except that sub-paragraph (3)(f) of those privileges does not apply.

HELICOPTER AND GYROPLANE PILOTS

Private Pilot's Licence (Helicopters)

Minimum age – 17 years

No maximum period of validity

Privileges:

(1) Subject to paragraph (2), the holder of the licence is entitled to fly as pilot-in-command or co-pilot of any helicopter of a type specified in an aircraft rating included in the licence.

(2) The holder of the licence must not—

(a) fly a helicopter for the purpose of commercial air transport or aerial work other than aerial work which consists of—

(i) the giving of instruction in flying if the licence includes a flying instructor's rating;

(ii) the conduct of flying tests for the purposes of this Order;

except in either case in a helicopter owned, or operated under arrangements entered into, by a flying club of which the person giving the instruction or conducting the test and the person receiving the instruction or undergoing the test are both members;

(b) receive any remuneration for services as a pilot on a flight other than remuneration for the giving of such instruction or the conduct of such flying tests as are specified in subparagraph (a);

(c) fly as pilot-in-command of a helicopter at night unless the licence includes a night rating (helicopters);

(d) unless the licence includes an instrument rating (helicopter), fly as pilot-in-command or co-pilot of a helicopter in circumstances which require compliance with the Instrument Flight Rules—

(i) in Class A, B or C airspace at any time; or

(ii) in Class D, E, F or G airspace unless flying at night and remaining clear of cloud and with the surface in sight;

(e) fly as pilot-in-command of a helicopter carrying passengers unless—

(i) within the preceding 90 days the holder has made three circuits, each to include take-offs and landings as the sole manipulator of the controls of a helicopter of the same type; or

(ii) if the privileges are to be exercised by night and the licence does not include an instrument rating, within the preceding 90 days the holder has made three circuits, each to include take-offs and landings by night as the sole manipulator of the controls of a helicopter of the same type.

Private Pilot's Licence (Gyroplanes)

Minimum age – 17 years

No maximum period of validity

Privileges:

(1) Subject to paragraph (2), the holder of a Private Pilot's Licence (Gyroplanes) is entitled to fly as pilot-in-command or co-pilot of any aeroplane of a type specified in the aircraft rating included in the licence.

(2) The holder of the licence may not fly a gyroplane for the purpose of commercial air transport or aerial work other than aerial work which consists of—

(a) the giving of instruction in flying if the licence includes a flying instructor's rating or an assistant flying instructor's rating; or

(b) the conduct of flying tests for the purposes of this Order;

Status: This is the original version (as it was originally made). This item of legislation is currently only available in its original format.

in either case in a gyroplane owned, or operated under arrangements entered into, by a flying club of which the person giving the instruction or conducting the test and the person receiving the instruction or undergoing the test are both members.

(3) The holder must not receive any remuneration for services as a pilot on a flight other than remuneration for giving of such instruction or the conduct of such flying tests as are specified in paragraph (2).

(4) The holder must not fly as pilot-in-command of a gyroplane at night unless the licence includes a night rating (gyroplanes) and the holder has within the immediately preceding 13 months carried out as pilot-in-command not less than 5 take-offs and five landings at a time when the depression of the centre of the sun was not less than 12° below the horizon.

Commercial Pilot's Licence (Helicopters and Gyroplanes)

Minimum age – 18 years

Maximum period of validity – 10 years

Privileges:

- (1) Subject to paragraph (2), the holder of the licence is entitled—
 - (a) to exercise the privileges of a Private Pilot's Licence (Helicopters) or a Private Pilot's Licence (Gyroplanes) which includes respectively either a night rating (helicopters) or a night rating (gyroplanes); and
 - (b) to fly as pilot-in-command of any helicopter or gyroplane on which the holder is so qualified and which is of a type specified in an aircraft rating included in the licence when the helicopter or gyroplane is engaged on a flight for any purpose whatsoever.
- (2) The holder of the licence must not—
 - (a) fly a helicopter on a flight for the purpose of commercial air transport unless it is certificated for single pilot operation;
 - (b) fly a helicopter on any flight for the purpose of commercial air transport after attaining the age of 60 years unless the helicopter is fitted with dual controls and carries a second pilot who has not attained the age of 60 years and who holds an appropriate licence under this Order entitling the second pilot to act as pilot-in-command or co-pilot of that helicopter;
 - (c) unless the licence includes an instrument rating (helicopter), fly as pilot-in-command of a helicopter in circumstances which require compliance with the Instrument Flight Rules—
 - (i) in Class A, B or C airspace at any time; or
 - (ii) in Class D, E, F or G airspace unless remaining clear of cloud and with the surface in sight.
 - (d) fly as pilot-in-command of a helicopter carrying passengers unless the holder has carried out at least three circuits, each to include take-offs and landings, as pilot flying in a helicopter of the same type or a synthetic training device of the helicopter type to be used, in the preceding 90 days;
 - (e) unless the licence includes a valid instrument rating (helicopter) act as pilot-in-command of a helicopter carrying passengers at night unless during the previous 90 days at least one of the take-offs and landings required in sub-paragraph (aa) above has been carried out at night;
 - (f) fly a gyroplane on a flight for the purpose of commercial air transport unless it is certificated for single pilot operation;

Status: This is the original version (as it was originally made). This item of legislation is currently only available in its original format.

- (g) fly a gyroplane at night unless the holder has within the immediately preceding 13 months carried out as pilot-in-command not less than 5 take-offs and 5 landings at a time when the depression of the centre of the sun was not less than 12° below the horizon;
 - (h) fly a gyroplane on any flight for the purpose of commercial air transport after attaining the age of 60 years unless the gyroplane is fitted with dual controls and carries a second pilot who has not attained the age of 60 years and who holds an appropriate licence under this Order entitling the second pilot to act as pilot-in-command or co-pilot of that gyroplane.
 - (i)
 - (i) Subject to sub-paragraph (b) the holder is entitled to fly as co-pilot of any helicopter or gyroplane of a type specified in an aircraft rating included in the licence when the helicopter or gyroplane is engaged on a flight for any purpose whatsoever.
 - (ii) The holder may not, unless his licence includes an instrument rating (helicopter), fly as co-pilot of a helicopter flying in circumstances which require compliance with the Instrument Flight Rules—
 - (aa) in Class A, B or C airspace at any time; or
 - (bb) in Class D, E, F or G airspace unless remaining clear of cloud and with the surface in sight.
 - (iii) The holder may not as co-pilot serve at the flying controls in a helicopter carrying passengers during take-off and landing unless the holder has served as a pilot at the controls during take-off and landing in a helicopter of the same type or in a synthetic training device of the helicopter type to be used, in the preceding 90 days.
- (3) The holder must not at any time after attaining the age of 65 years act as pilot-in-command or co-pilot of any helicopter or gyroplane on a flight for the purpose of commercial air transport.

Airline Transport Pilot's Licence (Helicopters and Gyroplanes)

Minimum age – 21 years

Maximum period of validity – 10 years

Privileges:

The holder of the licence is entitled to exercise the privileges of a Commercial Pilot's Licence (Helicopters and Gyroplanes) except that sub-paragraphs (2)(a) and (2)(f) of those privileges do not apply.

BALLOON AND AIRSHIP PILOTS

Private Pilot's Licence (Balloons and Airships)

Minimum age – 17 years

No maximum period of validity

Privileges:

(1) Subject to paragraph (2), the holder of a Private Pilot's Licence (Balloons and Airships) is entitled to fly as pilot-in-command of any type of balloon or airship on which the holder is so qualified and which is specified in an aircraft rating in the licence and co-pilot of any type of balloon or airship specified in such a rating.

(2) The holder may not—

- (a) fly a balloon or airship for the purpose of commercial air transport or aerial work, other than aerial work which consists of the giving of instruction in flying or testing in a club environment;

Status: This is the original version (as it was originally made). This item of legislation is currently only available in its original format.

- (b) receive any remuneration for services as a pilot on a flight other than remuneration for the giving of such instruction or the conducting of such flying tests as are specified in subparagraph (a); or
- (c) fly a balloon unless the holder has within the immediately preceding 13 months carried out as pilot-in-command in a free balloon five flights each of not less than five minutes duration.

Commercial Pilot's Licence (Balloons)

Minimum age – 18 years

Maximum period of validity – 10 Years

Privileges:

(1) The holder of a Commercial Pilot's Licence (Balloons) is entitled to exercise the privileges of a Private Pilot's Licence (Balloons and Airships).

- (a) (2) (a) Subject to subparagraph (b), the holder is entitled to fly, when the balloon is flying for any purpose whatsoever, as pilot-in-command or co-pilot of any type of balloon specified in the aircraft rating included in the licence.
- (b) The holder may not act as pilot-in-command on a flight for the purpose of the commercial air transport of passengers unless the holder has within the immediately preceding 90 days carried out as pilot-in-command in a free balloon 3 flights each of not less than 5 minutes duration.

Commercial Pilot's Licence (Airships)

Minimum age – 18 years

Maximum period of validity – 10 years

Privileges:

(1) The holder of a Commercial Pilot's Licence (Airships) is entitled to exercise the privileges of a Private Pilot's Licence (Balloons and Airships).

(2) The holder is entitled to fly, when the airship is flying for any purpose whatsoever, as pilot-in-command of any type of airship on which the holder is so qualified and which is specified in an aircraft rating included in the licence and as co-pilot of any type of airship specified in such a rating.

GLIDER PILOTS

Commercial Pilot's Licence (Gliders)

Minimum age – 18 years

Maximum period of validity – 10 years

Privileges:

The holder of a Commercial Pilot's Licence (Gliders) is entitled to fly for any purpose as pilot-in-command or co-pilot of—

- (a) any glider of which the maximum total weight authorised does not exceed 680 kg.
- (b) any glider of which the maximum total weight authorised exceeds 680 kg and which is of a type specified in the rating included in the licence.

OTHER FLIGHT CREW

Flight Engineer's Licence

Minimum age – 21 years

Maximum period of validity – 10 years

Privileges:

The holder of a Flight Engineer's Licence is entitled to act as flight engineer in any type of aircraft specified in an aircraft rating included in the licence.

Flight Radiotelephony Operator's Licence

Minimum age – 16 years

Maximum period of validity – 10 years

Privileges:

The holder of a Radio Telephony Operator's Licence is entitled to operate radiotelephony apparatus in any aircraft if the stability of the frequency radiated by the transmitter is maintained automatically but is not be entitled to operate the transmitter, or to adjust its frequency, except by the use of external switching devices.

SCHEDULE 4

Article 67

RULES OF THE AIR

SECTION 1

INTERPRETATION

Interpretation

1. In these Rules—

“ACAS” means an aircraft system based on secondary surveillance radar (“SSR”) transponder signals which operates independently of ground based equipment to provide advice to the pilot on potential conflicting aircraft that are equipped with SSR transponders;

“air-taxiing” means flight by a helicopter, or other type of aircraft capable of vertical take-off and landing, above the surface of an aerodrome at a ground speed of less than 20 knots for the purpose of taxiing in accordance with normal aviation practice;

“air traffic control clearance” means an authorisation by an air traffic control unit for an aircraft to proceed under conditions specified by that unit;

“anti-collision light” means—

(a) in relation to rotorcraft, a flashing red light;

(b) in relation to any other aircraft, a flashing red or flashing white light;

in either case showing in all directions;

“Class C ATS route” means a route notified as such;

“day” means the time from half an hour before sunrise until half an hour after sunset (both times exclusive), sunset and sunrise being determined at surface level;

Status: This is the original version (as it was originally made). This item of legislation is currently only available in its original format.

“flight plan” means a plan containing such information as may be notified in respect of an air traffic control service unit, being information provided or to be provided to that unit which relates to an intended flight, or part of a flight, of an aircraft;

“ground visibility” means the horizontal visibility at ground level;

“IFR flight” means a flight conducted in accordance with the Instrument Flight Rules in Section 6 of these Rules;

“runway” means an area, whether or not paved, which is provided for the take-off or landing of aircraft;

“simulated instrument flight conditions” means a flight during which mechanical or optical devices are used in order to reduce the field of vision or the range of visibility from the cockpit of the aircraft;

“special VFR flight” means a flight—

- (a) made at any time in a control zone which is Class A airspace; or
- (b) made in any other control zone in either Instrument Meteorological Conditions or at night;
- (c) in respect of which the appropriate air traffic control unit has given permission for the flight to be made in accordance with special instructions given by that unit instead of in accordance with the Instrument Flight Rules; and
- (d) in the course of which the aircraft complies with any instructions given by that unit and the aircraft remains clear of cloud and with the surface in sight;

“VFR flight” means a flight conducted in accordance with the Visual Flight Rules in Section 5 of these Rules;

SECTION 2

GENERAL

Application of Rules to aircraft

2. These Rules, insofar as they apply to aircraft, apply—
 - (a) to all aircraft within the Territory; and
 - (b) for the purposes of Rule 5, to all aircraft in the neighbourhood of an offshore installation; and
 - (c) to all aircraft registered in the Territory, wherever they may be.

Misuse of signals and markings

3.—(1) A signal or marking which is given a meaning by Section 8 of these Rules or which is required by Section 8 to be used in specified circumstances or for a specified purpose must not be used except with that meaning, in those circumstances or for that purpose.

(2) A person in an aircraft or on an aerodrome or at any place at which an aircraft is taking off or landing must not—

- (a) make any signal which may be confused with a signal specified in Section 9; or
- (b) except with lawful authority, make any signal which he knows or ought reasonably to know to be a signal in use for signalling to or from any of Her Majesty’s naval, military or air force aircraft.

(3) Signals prescribed in accordance with general international aeronautical practice for the purposes of search and rescue must not be used for any purpose other than that intended.

Reporting hazardous conditions

4.—(1) If any aircraft encounters hazardous conditions in the course of a flight, the pilot-in-command of the aircraft must send to the appropriate air traffic control unit, by the quickest means available, information containing such particulars of the hazardous conditions as may be pertinent to the safety of other aircraft.

(2) The information must be sent immediately the aircraft encounters the hazardous conditions or as soon as it is possible to do so afterwards.

SECTION 3

LOW FLYING RULE

Low flying prohibitions

5.—(1) Subject to paragraph (2), an aircraft must comply with the low flying prohibitions in paragraph (3) unless exempted by rule 6.

(2) If an aircraft is flying in circumstances such that more than one of the low flying prohibitions applies, it must fly at the greatest height required by any of the applicable prohibitions.

(3) The low flying prohibitions are as follows—

(a) Engine failure

An aircraft must not be flown below such height as would enable it to make an emergency landing without causing danger to persons or property on the surface in the event of an engine failure.

(b) The 500 feet rule

Except with the written permission of the Governor, an aircraft must not be flown closer than 500 feet to any person, vessel, vehicle or structure.

(c) The 1,000 feet rule

Except with the written permission of the Governor, an aircraft flying over a congested area of a city, town or settlement must not fly below a height of 1,000 feet above the highest fixed obstacle within a horizontal radius of 600 metres of the aircraft.

(d) The land clear rule

An aircraft flying over a congested area of a city, town or settlement must not fly below such height as would permit the aircraft to land clear of the congested area in the event of an engine failure.

(e) Flying over open air assemblies

Except with the written permission of the Governor, an aircraft must not fly over an organised open-air assembly of more than 1,000 persons below whichever is the higher of the following heights—

(i) 1,000 feet; or

(ii) such height as would permit the aircraft to land clear of the assembly in the event of an engine failure.

(f) Landing and taking off near open air assemblies

Status: This is the original version (as it was originally made). This item of legislation is currently only available in its original format.

An aircraft must not land or take-off within 1,000 metres of an organised, open-air assembly of more than 1,000 persons except—

- (i) at an aerodrome, in accordance with procedures notified by the Governor; or
- (ii) at a landing site which is not an aerodrome, in accordance with procedures notified by the Governor and with the written permission of the organiser of the assembly.

Exemptions from the low flying prohibitions

6. The exemptions from the low flying prohibitions are as follows—

(a) Landing and taking off

(i) An aircraft is exempt from the low flying prohibitions when it is flying in accordance with normal aviation practice for the purpose of—

(aa) taking off from, landing at or practising approaches to landing at; or

(bb) checking navigational aids or procedures at,
a certificated or notified aerodrome.

(ii) An aircraft is exempt from the 500 feet rule when landing and taking-off in accordance with normal aviation practice or air-taxiing.

(b) Captive balloons and kites

None of the low flying prohibitions apply to any captive balloon or kite.

(c) Special VFR flight and notified routes

(i) Subject to paragraph (ii), an aircraft is exempt from the 1,000 feet rule when—

(aa) it is flying on a special VFR flight; or

(bb) it is operating in accordance with the procedures notified for the route being flown.

(ii) Unless the written permission of the Governor has been obtained, landings may only be made by an aircraft flying under this exemption at a certificated or notified aerodrome.

(d) Balloons and helicopters over congested areas

(i) A balloon is exempt from the 1,000 feet rule if it is landing because it is becalmed.

(ii) Subject to rule 5(3)(a) a helicopter flying over a congested area is exempt from the land clear rule.

(e) Police air operator's certificate

An aircraft flying in accordance with the terms of a police air operator's certificate is exempt from the 500 feet rule, the 1,000 feet rule and the prohibitions on flying over open air assemblies and on landing and taking off near open air assemblies.

(f) Flying displays etc

An aircraft taking part in a flying display is exempt from the 500 feet rule when it is within a horizontal distance of 1,000 metres of the gathering of persons assembled to witness the event.

(g) Glider hill-soaring

A glider is exempt from the 500 feet rule if it is hill-soaring.

(h) Picking up and dropping at an aerodrome

An aircraft picking up or dropping tow ropes, banners or similar articles at an aerodrome is exempt from the 500 feet rule.

- (i) Manoeuvring helicopters
 - (i) Subject to paragraph (ii), a helicopter is exempt from the 500 feet rule if it is conducting manoeuvres, in accordance with normal aviation practice, within the boundaries of a certificated or military aerodrome or, with the written permission of the Governor at other sites.
 - (ii) When flying in accordance with this exemption the helicopter must not be operated closer than 60 metres to any persons, vessels, vehicles or structures located outside the aerodrome or site.
- (j) Dropping articles with the permission of the Governor

An aircraft is exempt from the 500 feet rule if it is flying in accordance with—

 - (i) article 130(3)(f) of this Order; or
 - (ii) an aerial application permission granted by the Governor under article 128 of this Order.

SECTION 4

GENERAL FLIGHT RULES

Weather reports and forecasts

7.—(1) Subject to paragraph (2), immediately before an aircraft flies the pilot-in-command of the aircraft must examine the current reports and forecasts of the weather conditions on the proposed flight path, in order to determine whether Instrument Meteorological Conditions prevail, or are likely to prevail, during any part of the flight.

(2) Paragraph (1) only applies if it is reasonably practicable for the pilot-in-command to obtain current reports and forecasts of the weather conditions on the proposed flight path.

(3) Subject to paragraph (4), an aircraft which is unable to communicate by radio with an air traffic control unit at the aerodrome of destination must not begin a flight to the aerodrome if—

- (a) the aerodrome is within a control zone; and
- (b) the weather reports and forecasts which it is reasonably practicable for the pilot-in-command of the aircraft to obtain indicate that it will arrive at that aerodrome when the ground visibility is less than 10 km or the cloud ceiling is less than 1,500 feet.

(4) Paragraph (3) does not apply if, before take-off, the pilot-in-command of the aircraft has obtained permission from the air traffic control unit at the aerodrome of destination to enter the aerodrome traffic zone.

Avoiding aerial collisions

8.—(1) Notwithstanding that a flight is being made with air traffic control clearance it remains the duty of the pilot-in-command of an aircraft to take all possible measures to ensure that the aircraft does not collide with any other aircraft.

(2) An aircraft must not be flown in such proximity to other aircraft as to create a danger of collision.

(3) Subject to paragraph (7), aircraft must not fly in formation unless the pilots-in-command of the aircraft have agreed to do so.

(4) An aircraft which is obliged by this Section to give way to another aircraft must avoid passing over or under the other aircraft, or crossing ahead of it, unless passing well clear of it.

Status: This is the original version (as it was originally made). This item of legislation is currently only available in its original format.

(5) Subject to paragraph (7), an aircraft which has the right-of-way under this rule must maintain its heading and speed.

(6) For the purposes of this rule a glider and a flying machine which is towing it are considered to be a single aircraft under the command of the pilot-in-command of the flying machine.

(7) Paragraphs (3) and (5) do not apply to an aircraft flying under and in accordance with the terms of a police air operator's certificate.

(8) Nothing in these Rules relieves the pilot-in-command of an aircraft from the responsibility of taking such action, including collision avoidance manoeuvres based on resolution advisories provided by ACAS equipment, as will best avert a collision.

Converging

9.—(1) Subject to paragraphs (2) and (3) and to rules 10 and 11, aircraft in the air must give way to other, converging aircraft as follows—

- (a) flying machines must give way to airships, gliders and balloons;
- (b) airships must give way to gliders and balloons;
- (c) gliders must give way to balloons.

(2) Mechanically driven aircraft must give way to aircraft which are towing other aircraft or objects.

(3) Subject to paragraph (2), when two aircraft are converging in the air at approximately the same altitude, the aircraft which has the other on its right must give way.

Approaching head-on

10. When two aircraft are approaching head-on, or approximately so, in the air and there is a danger of collision, each must alter its heading to the right.

Overtaking

11.—(1) Subject to paragraph (3), an aircraft which is being overtaken in the air has the right-of-way and the overtaking aircraft, whether climbing, descending or in horizontal flight, must keep out of the way of the other aircraft by altering course to the right.

(2) An aircraft which is overtaking another aircraft must keep out of the way of the other aircraft until that other aircraft has been passed and is clear, notwithstanding any change in the relative positions of the two aircraft.

(3) A glider overtaking another glider in the Territory may alter its course to the right or to the left.

Flight in the vicinity of an aerodrome

12.—(1) Subject to paragraph (2), a flying machine, glider or airship flying in the vicinity of what the pilot-in-command of the aircraft knows, or ought reasonably to know, to be an aerodrome must—

- (a) conform to the pattern of traffic formed by other aircraft intending to land at that aerodrome or keep clear of the airspace in which the pattern is formed; and
- (b) make all turns to the left unless ground signals otherwise indicate.

(2) Paragraph (1) does not apply if the air traffic control unit at that aerodrome authorises otherwise.

Order of landing

13.—(1) An aircraft landing or on its final approach to land has the right-of-way over other aircraft in flight or on the ground or water.

(2) An aircraft must not cut in front of another aircraft on its final approach to land or overtake that aircraft.

(3) If an air traffic control unit has communicated to any aircraft an order of priority for landing, the aircraft must approach to land in that order.

(4) If the pilot-in-command of an aircraft is aware that another aircraft is making an emergency landing, that pilot must give way to that aircraft.

(5) If the pilot-in-command gives way in the circumstances referred to in paragraph (4) at night then, even if permission to land has previously been given, that pilot must not attempt to land until given further permission to do so.

(6) Subject to paragraphs (2), (3) and (4), if two or more flying machines, gliders or airships are approaching any place for the purpose of landing, the aircraft at the lower altitude has the right-of-way.

Landing and take-off

14.—(1) A flying machine, glider or airship must take off and land in the direction indicated by the ground signals or, if no such signals are displayed, into the wind, unless good aviation practice demands otherwise.

(2) Subject to paragraph (5), a flying machine or glider must not land on a runway at an aerodrome if there are other aircraft on the runway.

(3) If take-offs and landings are not confined to a runway—

(a) when landing a flying machine or glider must leave clear on its left any aircraft which has landed, is already landing or is about to take off;

(b) a flying machine or glider which is about to turn must turn to the left after the pilot-in-command of the aircraft has satisfied himself that such action will not interfere with other traffic movements; and

(c) a flying machine which is about to take off must take up position and manoeuvre in such a way as to leave clear on its left any aircraft which has already taken off or is about to take off.

(4) Subject to paragraph (5) a flying machine must move clear of the landing area as soon as it is possible to do so after landing.

(5) Paragraphs (2) and (4) do not apply if the air traffic control unit at the aerodrome authorises the flying machine or glider otherwise.

Aerobatic manoeuvres

15. An aircraft must not carry out any aerobatic manoeuvre—

(a) over the congested area of any city, town or settlement; or

(b) within controlled airspace except with the consent of the appropriate air traffic control unit.

Right-hand traffic rule

16.—(1) Subject to paragraph (2), an aircraft which is flying within the Territory with the surface in sight and following a road, railway, canal or coastline, or any other line of landmarks, must keep them on its left.

Status: This is the original version (as it was originally made). This item of legislation is currently only available in its original format.

(2) Paragraph (1) does not apply to an aircraft flying within controlled airspace in accordance with instructions given by the appropriate air traffic control unit.

Notification of arrival and departure

17.—(1) If the pilot-in-command of an aircraft has caused notice of the intended arrival of the aircraft at an aerodrome to be given to the air traffic control unit or other authority at that aerodrome, that pilot must ensure that the unit or authority is informed as quickly as possible of—

- (a) any change of intended destination; and
- (b) any estimated delay in arrival of 45 minutes or more.

(2) The pilot-in-command of an aircraft arriving at or departing from an aerodrome in the Territory must take all reasonable steps to ensure, upon landing or prior to departure, as the case may be, that the person in charge of the aerodrome or the air traffic control unit or flight information service unit at the aerodrome is given notice of the landing or departure.

(3) A flight plan must be submitted prior to operating—

- (a) any flight within or into designated areas, or along designated routes, when so required by the appropriate aeronautical authorities; or
- (b) any flight across international borders.

Flight in Class A airspace

18.—(1) Subject to paragraphs (2) and (3), the pilot-in-command of an aircraft flying in Visual Meteorological Conditions in Class A airspace must comply with rules 35, 36 and 37 as if the flight were an IFR flight.

(2) For the purposes of paragraph (1) rule 36(2) does not apply.

(3) Paragraph (1) does not apply to the pilot-in-command of a glider which is flying in Class A airspace which is notified for the purpose of this paragraph if the glider is flown in accordance with such conditions as may also be notified for that purpose.

Flight in Class C Airspace

19.—(1) Subject to paragraphs (2) and (3) the pilot-in-command of an aircraft flying in Visual Meteorological Conditions in Class C airspace above flight level 195, or along a Class C ATS route at any level, must comply with rules 35, 36 and 37 as if the flight were an IFR flight.

(2) For the purposes of paragraph (1) rule 36(2) does not apply.

(3) Paragraph (1) does not apply to the pilot-in-command of an aircraft which is flying in accordance with an authorisation issued by the Governor.

Choice of VFR or IFR

20.—(1) Subject to paragraph (2), an aircraft must always be flown in accordance with the Visual Flight Rules or the Instrument Flight Rules.

(2) In the Territory an aircraft flying at night must—

- (a) be flown in accordance with the Instrument Flight Rules outside a control zone;
- (b) be flown in accordance with the Instrument Flight Rules in a control zone unless it is flying on a special VFR flight.

Speed limitations

21.—(1) Subject to paragraph (2), an aircraft must not fly below flight level 100 at a speed which, according to its air speed indicator, is more than 250 knots.

(2) Paragraph (1) does not apply to—

- (a) flights in Class A airspace;
- (b) VFR flights or IFR flights in Class B airspace;
- (c) IFR flights in Class C airspace;
- (d) VFR flights in Class C airspace or VFR flights or IFR flights in Class D airspace when authorised by the appropriate air traffic control unit;
- (e) an aircraft taking part in a flying display for which a permission is required by article 69(1) of this Order, if the flight is made in accordance with the terms of the permission granted to the organiser of the flying display and in accordance with the conditions of the display authorisation granted to the pilot under article 69(8) of this Order;
- (f) an aircraft flying in accordance with a written permission granted by the Governor authorising the aircraft to exceed the speed limit in paragraph (1).

(3) The Governor may grant a permission for the purpose of paragraph (2)(f) either generally or in respect of any aircraft or class of aircraft.

Use of radio navigation aids

22.—(1) Subject to paragraph (2), the pilot-in-command of an aircraft must not make use of any radio navigation aid without complying with such restrictions and procedures as may be notified in relation to that aid.

(2) The pilot-in-command of an aircraft is not required to comply with this rule if the pilot—

- (a) is required to comply with rules 35 and 36; or
- (b) is otherwise authorised by an air traffic control unit.

Simulated instrument flight

23.—(1) An aircraft must not be flown in simulated instrument flight conditions unless the conditions in paragraph (2) are met.

(2) The conditions referred to in paragraph (1) are as follows—

- (a) fully functioning dual controls are installed in the aircraft;
- (b) a qualified pilot occupies a control seat to act as safety pilot for the person who is flying under simulated instrument conditions; and
- (c) if the safety pilot's field of vision is not adequate, a competent observer in communication with the safety pilot must occupy a position in the aircraft from which that person's field of vision adequately supplements that of the safety pilot.

Practice instrument approaches

24.—(1) An aircraft must not carry out an instrument approach practice within the Territory if it is flying in Visual Meteorological Conditions unless the conditions in paragraph (2) are met.

(2) The conditions referred to in paragraph (1) are as follows—

- (a) the appropriate air traffic control unit has previously been informed that the flight is to be made for the purpose of instrument approach practice; and

Status: This is the original version (as it was originally made). This item of legislation is currently only available in its original format.

- (b) if the flight is not being carried out in simulated instrument flight conditions, a competent observer is carried in such a position in the aircraft that the observer has an adequate field of vision and can readily communicate with the pilot flying the aircraft.

SECTION 5

VISUAL FLIGHT RULES

Applicability of the Visual Flight Rules

- 25.—(1) Rules 27, 29 and 30 are the Visual Flight Rules which apply within controlled airspace.
- (2) Rule 28 is the Visual Flight Rule which applies outside controlled airspace.

Reported visibility

26. For the purposes of an aircraft taking off from or approaching to land at an aerodrome within Class B, Class C, or Class D airspace, the visibility, if any, communicated to the pilot-in-command of the aircraft by the appropriate air traffic control unit is deemed to be the flight visibility for the time being.

Flight within controlled airspace

- 27.—(1) Subject to paragraphs (2) and (3), an aircraft flying within Class B, Class C, Class D or Class E airspace—
 - (a) at or above flight level 100 must remain at least 1,500 metres horizontally and 1,000 feet vertically away from cloud and in a flight visibility of at least 8 km;
 - (b) below flight level 100 must remain at least 1,500 metres horizontally and 1,000 feet vertically away from cloud and in a flight visibility of at least 5 km.
- (2) An aircraft is deemed to have complied with paragraph (1)(b) if—
 - (a) the aircraft is not a helicopter and it—
 - (i) flies at or below 3,000 feet above mean sea level;
 - (ii) flies at a speed which, according to its airspeed indicator, is 140 knots or less; and
 - (iii) remains clear of cloud, with the surface in sight and in a flight visibility of at least 5 km; or
 - (b) the aircraft is a helicopter and it—
 - (i) flies at or below 3,000 feet above mean sea level; and
 - (ii) remains clear of cloud, with the surface in sight and in a flight visibility of at least 1,500 metres.
- (3) Paragraph (1) does not apply to a helicopter that is air-taxiing or conducting manoeuvres in accordance with rule 6(i).

Flight outside controlled airspace

- 28.—(1) An aircraft flying outside controlled airspace at or above flight level 100 must remain at least 1,500 metres horizontally and 1,000 feet vertically away from cloud and in a flight visibility of at least 8 km.
- (2) Subject to paragraphs (3), (4) and (5), an aircraft flying outside controlled airspace below flight level 100 must remain at least 1,500 metres horizontally and 1,000 feet vertically away from cloud and in a flight visibility of at least 5 km.

- (3) Paragraph (2) does not apply to an aircraft which—
 - (a) flies at or below 3,000 feet above mean sea level;
 - (b) remains clear of cloud with the surface in sight; and
 - (c) is in a flight visibility of at least 5 km.
- (4) Paragraph (2) does not apply to an aircraft which—
 - (a) flies at or below 3,000 feet above mean sea level;
 - (b) flies at a speed which, according to its air speed indicator, is 140 knots or less;
 - (c) remains clear of cloud with the surface in sight; and
 - (d) is in a flight visibility of at least 1,500 metres.
- (5) Paragraphs (1) and (2) do not apply to a helicopter which is air-taxiing or conducting manoeuvres in accordance with rule 6(i).

VFR flight plan and air traffic control clearance in Class B, Class C or Class D airspace

29.—(1) Subject to rule 31, before an aircraft flies within Class B, Class C or Class D airspace during the notified hours of watch of the appropriate air traffic control unit, the pilot-in-command of the aircraft must—

- (a) cause to be communicated to the appropriate air traffic control unit a flight plan which complies with paragraphs (2) and (3) (as appropriate); and
 - (b) obtain an air traffic control clearance to fly within that airspace.
- (2) The flight plan must contain such particulars of the flight as may be necessary to enable the air traffic control unit to issue a clearance and for search and rescue purposes.
- (3) The flight plan required for a flight within Territory with reduced vertical separation minimum airspace must also state whether or not the aircraft is equipped with height keeping systems, as required by articles 89, 90 or 91 of this Order.
- (4) The pilot-in-command of an aircraft must not cause a flight plan to be communicated to the appropriate air traffic control unit for VFR flight in Class C airspace above FL195 or along a Class C ATS route at any level unless authorised to do so by the Governor.

Maintaining continuous watch and complying with air traffic control instructions

30.—(1) Subject to rule 31, whilst flying within Class B, Class C or Class D airspace during the notified hours of watch of the appropriate air traffic control unit, the pilot-in-command of an aircraft must—

- (a) cause a continuous watch to be maintained on the notified radio frequency appropriate to the circumstances; and
- (b) comply with any instructions which the appropriate air traffic control unit may give.

Exceptions to rules 29 and 30

31.—(1) Rule 29 does not apply if the aircraft has been authorised otherwise by the appropriate air traffic control unit.

(2) Rules 29(1) and 30 do not apply to any glider flying or intending to fly in Class B airspace notified for the purpose of this paragraph.

- (3) Rules 29(1) and 30 do not apply to any glider which—
 - (a) flies during the day;
 - (b) is in controlled airspace notified for the purpose of this paragraph; and

Status: This is the original version (as it was originally made). This item of legislation is currently only available in its original format.

- (c) remains at least 1,500 metres horizontally and 1,000 feet vertically away from cloud and in a flight visibility of at least 8 km.
- (4) Rules 29(1) and 30 do not apply to any mechanically driven aircraft without radio equipment if—
 - (a) it flies during the day;
 - (b) it is in controlled airspace notified for the purpose of this paragraph;
 - (c) it remains at least 1,500 metres horizontally and 1,000 feet vertically away from cloud and in a flight visibility of at least 5 km; and
 - (d) its pilot-in-command has previously obtained the permission of the appropriate air traffic control unit to fly within the controlled airspace.

SECTION 6

INSTRUMENT FLIGHT RULES

Instrument Flight Rules

32.—(1) Rules 33 and 34 are the Instrument Flight Rules which apply both within and outside controlled airspace.

(2) Rules 35, 36 and 37 are the Instrument Flight Rules which apply outside controlled airspace.

Minimum height

33.—(1) Subject to paragraphs (2) and (3), an aircraft must not fly at a height of less than 1,000 feet above the highest obstacle within a distance of 5 nautical miles of the aircraft unless—

- (a) it is necessary for the aircraft to do so in order to take off or land;
- (b) the aircraft flies on a route notified for the purposes of this rule;
- (c) the aircraft has been otherwise authorised by the competent authority in relation to the area over which the aircraft is flying; or
- (d) the aircraft flies at an altitude not exceeding 3,000 feet above mean sea level and remains clear of cloud and with the surface in sight and in a flight visibility of at least 800 metres.

(2) The aircraft must comply with rule 5.

(3) Paragraph (1) does not apply to a helicopter that is air-taxiing or conducting manoeuvres in accordance with rule 6(i).

Quadrantal rule and semi-circular rule

34.—(1) Subject to paragraphs (2) and (3), an aircraft in level flight above 3,000 feet above mean sea level or above the appropriate transition altitude, whichever is the higher, must be flown at a level appropriate to its magnetic track, in accordance with Table 1 or Table 2, as appropriate.

(2) For the purposes of paragraph (1), the level of flight must be measured by an altimeter set—

- (a) in the case of a flight over the Territory, to a pressure setting of 1013.2 hectopascals; or
- (b) in the case of any other flight, according to the system published by the competent authority in relation to the area over which the aircraft is flying.

(3) An aircraft may be flown at a level other than the level required by paragraph (1) if it flies—

- (a) in conformity with instructions given by an air traffic control unit;
- (b) in accordance with notified en-route holding patterns; or

Status: This is the original version (as it was originally made). This item of legislation is currently only available in its original format.

(c) in accordance with holding procedures notified in relation to an aerodrome.

(4) For the purposes of this rule “transition altitude” means the altitude which is notified in relation to flights over notified areas.

Table 1

Flights at Levels below 19,500 Feet

<i>Magnetic Track</i>	<i>Cruising Level</i>
Less than 90°	Odd thousands of feet
90° but less than 180°	Odd thousands of feet + 500 feet
180° but less than 270°	Even thousands of feet
270° but less than 360°	Even thousands of feet + 500 feet

Table 2

Flights at Levels above 19,500 Feet

<i>Magnetic Track</i>	<i>Cruising Level</i>	
Less than 180°	21,000 feet	
	23,000 feet	
	25,000 feet	
	27,000 feet	
	29,000 feet	
	31,000 feet	
	33,000 feet	
	35,000 feet	
	37,000 feet	
	39,000 feet	
	41,000 feet or higher levels at intervals of 4,000 feet	
	180° but less than 360°	20,000 feet
		22,000 feet
		24,000 feet
26,000 feet		
28,000 feet		
30,000 feet		
32,000 feet		
34,000 feet		
36,000 feet		
38,000 feet		

Status: This is the original version (as it was originally made). This item of legislation is currently only available in its original format.

<i>Magnetic Track</i>	<i>Cruising Level</i>
	40,000 feet
	43,000 feet or higher levels at intervals of 4,000 feet

Flight plan and air traffic control clearance

35.—(1) Before an aircraft either takes off from a point within any controlled airspace or otherwise flies within any controlled airspace the pilot-in-command of the aircraft must—

- (a) send or transmit a flight plan complying with paragraph (2) to the appropriate air traffic control unit; and
 - (b) obtain an air traffic control clearance based on that flight plan.
- (2) The flight plan must—
- (a) contain such particulars of the intended flight as may be necessary to enable the air traffic control unit to issue an air traffic control clearance and for search and rescue purposes; and
 - (b) for a flight within Territory reduced vertical separation minimum airspace, also state whether or not the aircraft is equipped with height keeping systems as required by articles 92 or 93 of this Order.

(3) Unless the pilot in command of the aircraft has requested the appropriate air traffic control unit to cancel the flight plan, that pilot must inform that unit immediately the aircraft lands within or leaves the controlled airspace.

Compliance with air traffic control clearance and notified procedures

36.—(1) Subject to paragraph (2), the pilot-in-command of the aircraft must fly in conformity with—

- (a) the air traffic control clearance issued for the flight, as amended by any further instructions given by an air traffic control unit; and, unless he is authorised otherwise by the appropriate air traffic control unit;
 - (b) the instrument departure procedures notified in relation to the aerodrome of departure; and
 - (c) the holding and instrument approach procedures notified in relation to the aerodrome of destination.
- (2) The pilot-in-command of the aircraft is not required to comply with paragraph (1) if—
- (a) the flight can be conducted in uninterrupted Visual Meteorological Conditions while in controlled airspace; and
 - (b) the pilot has informed the appropriate air traffic control unit of the intention to continue the flight in compliance with Visual Flight Rules and has requested that unit to cancel the flight plan.

(3) If any deviation is made from the provisions of paragraph (2) for the purpose of avoiding immediate danger the pilot-in-command of the aircraft must inform the appropriate air traffic control unit of the deviation as soon as possible.

Position reports

37. The pilot-in-command of an aircraft in IFR flight who flies in or is intending to enter controlled airspace must report to the appropriate air traffic control unit the time, position and level of the aircraft at such reporting points or at such intervals of time as may be notified for this purpose or as may be directed by the air traffic control unit.

SECTION 7

AERODROME TRAFFIC RULES

Application of aerodrome traffic rules

38.—(1) The rules in this Section which expressly apply to flying machines must also be observed, so far as is practicable, by all other aircraft.

Visual signals

39.—(1) Subject to paragraph (2), the pilot-in-command of a flying machine on, or in the pattern of traffic flying at, an aerodrome must—

- (a) observe such visual signals as may be displayed at or directed to that pilot from the aerodrome by the authority of the person in charge of the aerodrome; and
- (b) obey any instructions which may be given by means of such signals.

(2) The pilot-in-command of a flying machine is not required to obey such signals if it is inadvisable to do so in the interests of safety.

Movement of aircraft on aerodromes

40. An aircraft must not taxi or air-taxi on the apron or the manoeuvring area of an aerodrome without the permission of either—

- (a) the person in charge of the aerodrome; or
- (b) the air traffic control unit or aerodrome flight information service unit notified as being on watch at the aerodrome.

Access to and movement of persons and vehicles on aerodromes

41.—(1) Unless there is a public right of way over it, a person or vehicle must—

- (a) not go onto any part of an aerodrome without the permission of the person in charge of that part of the aerodrome; and
- (b) comply with any conditions subject to which that permission may be granted.

(2) A person or vehicle must—

- (a) not go onto or move on the manoeuvring area of an aerodrome which has an air traffic control unit or an aerodrome flight information service unit without the permission of that unit; and
- (b) comply with any conditions subject to which that permission may be granted.

(3) Any permission granted for the purposes of this rule may be granted whether in respect of persons or vehicles generally, or in respect of any particular person or vehicle or any class of person or vehicle.

Right of way on the ground

42.—(1) This rule applies to flying machines and vehicles on any part of a land aerodrome provided for the use of aircraft.

(2) Notwithstanding any air traffic control clearance it remains the duty of the pilot-in-command of a flying machine to take all possible measures to ensure that the flying machine does not collide with any other aircraft or vehicle.

(3) Flying machines and vehicles must give way to aircraft which are taking off or landing.

Status: This is the original version (as it was originally made). This item of legislation is currently only available in its original format.

(4) Vehicles and flying machines which are not taking off or landing must give way to vehicles towing aircraft.

(5) Vehicles which are not towing aircraft must give way to aircraft.

Action to be taken in case of danger of collision on the ground

43.—(1) Subject to rules 42 and 14(3), this rule applies if there is any danger of collision between two flying machines on the ground.

(2) If the two flying machines are approaching head-on, or approximately so, each must alter its course to the right.

(3) If the two flying machines are on converging courses, the flying machine which has the other flying machine on its right must give way to that other flying machine and must avoid crossing ahead of it unless passing well clear of it.

(4) A flying machine which is being overtaken by another flying machine has the right-of-way over the flying machine overtaking it.

(5) A flying machine which is overtaking another flying machine must keep out of the way of the other flying machine by altering its course to the left until that other flying machine has been passed and is clear, notwithstanding any change in the relative positions of the two flying machines.

(6) A vehicle must—

(a) overtake another vehicle on the right hand side of that vehicle ; and

(b) keep to the left when passing another vehicle which is approaching head-on or approximately so.

Launching, picking up and dropping of tow ropes, etc.

44.—(1) Tow ropes, banners or similar articles towed by aircraft must not be launched at an aerodrome except in accordance with arrangements made with—

(a) the air traffic control unit at the aerodrome; or

(b) if there is no such unit, the person in charge of the aerodrome.

(2) Tow ropes, banners or similar articles towed by aircraft must not be picked up by or dropped from aircraft at an aerodrome except—

(a) in accordance with arrangements made with the air traffic control unit at the aerodrome or, if there is no such unit, with the person in charge of the aerodrome; or

(b) in the area designated by the marking described in rule 59(9), but only when the aircraft is flying in the direction appropriate for landing.

Flights within aerodrome traffic zones

45.—(1) Paragraphs (2) and (3) apply only in relation to those aerodromes described in Column 1 of Table 3 as are notified for the purposes of this rule and at such times as are specified in Column 2 of the Table.

Table 3

<i>Column 1</i>	<i>Column 2</i>
(a) A military aerodrome	At such times as are notified
(b) An aerodrome having an air traffic control unit or flight information service unit	During the notified hours of watch of the air traffic control unit or the flight information service unit

<i>Column 1</i>	<i>Column 2</i>
(c) A certificated aerodrome having a means of two-way radio communication with aircraft	During the notified hours of watch of the air/ground station

(2) An aircraft must not fly, take off or land within the aerodrome traffic zone of an aerodrome unless the pilot-in-command of the aircraft has complied with paragraphs (3), (4) or (5), as appropriate.

(3) If the aerodrome has an air traffic control unit, the pilot-in-command must obtain the permission of the air traffic control unit to enable the flight to be conducted safely within the zone.

(4) If the aerodrome has a flight information service unit, the pilot-in-command must obtain information from the flight information service unit to enable the flight to be conducted safely within the zone.

(5) If there is no flight information service unit at the aerodrome, the pilot-in-command must obtain information from the air/ground communication service to enable the flight to be conducted safely within the zone.

(6) The pilot-in-command of an aircraft flying within the aerodrome traffic zone of an aerodrome must—

- (a) cause a continuous watch to be maintained on the appropriate radio frequency notified for communications at the aerodrome; or
- (b) if this is not possible, cause a watch to be kept for such instructions as may be issued by visual means; and
- (c) if the aircraft is fitted with means of communication by radio with the ground, communicate his position and height to the air traffic control unit, the flight information service unit or the air/ground communication service at the aerodrome (as the case may be) on entering the zone and immediately prior to leaving it.

SECTION 8

LIGHTS AND OTHER SIGNALS TO BE SHOWN OR MADE BY AIRCRAFT

General

46.—(1) For the purposes of this Section of the Rules the horizontal plane of a light shown by an aircraft means the plane which would be the horizontal plane passing through the source of that light if the aircraft were in level flight.

(2) If it is necessary to fit more than one lamp in order to show a light required by this Section because of the physical construction of an aircraft, the lamps must be so fitted and constructed that, so far as is reasonably practicable, not more than one such lamp is visible from any one point outside the aircraft.

(3) If a light is required by this Section to show through specified angles in the horizontal plane, the lamps giving such light must be so constructed and fitted that the light is visible—

- (a) from any point in any vertical plane within those angles throughout angles of 90° above and below the horizontal plane; but
- (b) so far as is reasonably practicable, through no greater angle, either in the horizontal plane or the vertical plane.

(4) If a light is required by this Section to show in all directions, the lamps giving such light must be so constructed and fitted that, so far as is reasonably practicable, the light is visible from any point in the horizontal plane and on any vertical plane passing through the source of that light.

Status: This is the original version (as it was originally made). This item of legislation is currently only available in its original format.

(5) Notwithstanding the provisions of this Section the pilot-in-command of an aircraft may switch off or reduce the intensity of any flashing light fitted to the aircraft if such a light does or is likely to—

- (a) adversely affect the performance of the duties of any member of the flight crew; or
- (b) subject an outside observer to unreasonable dazzle.

Display of lights by aircraft

47.—(1) During the night an aircraft must—

- (a) display such of the lights specified in this Section as it is required by this Section; and
- (b) subject to rule 49(6), not display any other lights which might obscure or otherwise impair the visibility of, or be mistaken for, such lights.

(2) Subject to rule 48(4) an aircraft fitted with an anti-collision light must display that light in flight during the day.

(3) A flying machine on a Territory aerodrome must—

- (a) during the night display either the lights which it would be required to display when flying or the lights specified in rule 49(5)(c), unless it is stationary on the apron or on that part of the aerodrome provided for the maintenance of aircraft; and
- (b) during the day and night and subject to paragraph (4), display a red anti-collision light, if it is fitted with one, when it is stationary on the apron with engines running.

(4) A helicopter to which article 96 applies may, when stationary on an offshore installation, switch off the anti-collision light required to be shown by paragraph (3)(b) as long as that is done in accordance with a procedure contained in the operations manual of the helicopter as a signal to ground personnel that it is safe to approach the helicopter for the purpose of embarkation or disembarkation of passengers or the loading or unloading of cargo.

Failure of navigation and anti-collision lights

48.—(1) Paragraphs (2), (3) and (4) apply to aircraft in the Territory.

(2) An aircraft must not depart from an aerodrome if there is a failure of any light which these Rules require to be displayed at night and the light cannot be immediately repaired or replaced.

(3) Subject to paragraph (4), if the aircraft is in flight and any such light as is referred to in paragraph (2) fails and cannot be immediately repaired or replaced, the aircraft must land as soon as it can safely do so, unless authorised by the appropriate air traffic control unit to continue its flight.

(4) An aircraft may continue to fly during the day in the event of a failure of an anti-collision light on the flight as long as the light is repaired at the earliest practicable opportunity.

Flying machines at night

49.—(1) Subject to paragraph (6), a flying machine flying at night must display lights in accordance with paragraphs (2), (3) or (4), as appropriate.

(2) In the case of—

- (a) a flying machine registered in the Territory which has a maximum total weight authorised of more than 5,700 kg; or
- (b) any other flying machine registered in the Territory which conforms to a type first issued with a type certificate on or after 1st April 1988,

the flying machine must display the system of lights specified in paragraph 5(b).

(3) A flying machine registered in the Territory which—

- (a) conforms to a type first issued with a type certificate before 1st April 1988; and
 - (b) has a maximum total weight authorised of 5,700 kg or less,
- must display the system of lights specified in—
- (i) paragraph (5)(a); or
 - (ii) paragraph (5)(b); or
 - (iii) paragraph (5)(d), but excluding sub-paragraph (ii) of that paragraph.
- (4) In the case of any other flying machine, one of the systems of lights specified in paragraph (5) must be displayed.
- (5) The systems of lights referred to in paragraphs (2), (3) and (4) are as follows—
- (a) A steady green light of at least five candela showing to the starboard side through an angle of 110° from dead ahead in the horizontal plane; a steady red light of at least five candela showing to the port side through an angle of 110° from dead ahead in the horizontal plane; and a steady white light of at least three candela showing through angles of 70° from dead astern to each side in the horizontal plane;
 - (b) the lights specified in sub-paragraph (a) and an anti-collision light;
 - (c) the lights specified in sub-paragraph (a), but all being flashing lights (rather than steady lights) flashing together;
 - (d) the lights specified in sub-paragraph (a), but all being flashing lights (rather than steady lights) flashing together in alternation with one or both of the following—
 - (i) a flashing white light of at least 20 candela showing in all directions;
 - (ii) a flashing red light of at least 20 candela showing through angles of 70° from dead astern to each side in the horizontal plane.
- (6) If the lamp showing either the red or the green light specified in paragraph (5)(a) is fitted more than 2 metres from the wing tip, another lamp may be fitted at the wing tip to indicate its position showing a steady light of the same colour through the same angle.

Gliders at night

50. A glider flying at night must display either a steady red light of at least five candela, showing in all directions, or lights in accordance with rule 49(5) and (6).

Free balloons at night

51. A free balloon flying at night must display a steady red light of at least five candela showing in all directions, suspended not less than 5 metres and not more than 10 metres below the basket, or if there is no basket, below the lowest part of the balloon.

Captive balloons and kites at night

52.—(1) A captive balloon or kite flying at night at a height exceeding 60 metres above the surface must display lights in accordance with paragraphs (2), (3) and (4).

(2) A group of two steady lights must be displayed consisting of a white light placed 4 metres above a red light, both being of at least five candela and showing in all directions, the white light being placed not less than 5 metres nor more than 10 metres below the basket or, if there is no basket, below the lowest part of the balloon or kite.

(3) On the mooring cable of the balloon or kite, at intervals of not more than 300 metres measured from the group of lights specified in paragraph (2), there must be displayed—

Status: This is the original version (as it was originally made). This item of legislation is currently only available in its original format.

- (a) groups of two lights of the colour and power and in the relative positions specified in paragraph (2); and
 - (b) if the lowest group of lights is obscured by cloud, an additional group of such lights below the cloud base.
- (4) On the surface of the ground there must be displayed a group of three flashing lights arranged—
- (a) in a horizontal plane at the apexes of a triangle, approximately equilateral, each side of which measures at least 25 metres;
 - (b) so that one side of the triangle must be approximately at right angles to the horizontal projection of the cable and must be delimited by two red lights; and
 - (c) so that the third light must be a green light, placed so that the triangle encloses the object on the surface to which the balloon or kite is moored.

Captive balloons and kites by day

53.—(1) A captive balloon flying by day at a height exceeding 60 metres above the surface must have attached to its mooring cable tubular streamers which are—

- (a) not less than 40 centimetres in diameter and 2 metres in length; and
- (b) marked with alternate bands of red and white 50 centimetres wide at intervals of not more than 200 metres measured from the basket or, if there is no basket, from the lowest part of the balloon.

(2) A kite flying by day at a height exceeding 60 metres above the surface must have attached to its mooring cable either—

- (a) tubular streamers as specified in paragraph (1); or
- (b) at intervals of not more than 100 metres measured from the lowest part of the kite, streamers not less than 80 centimetres long and 30 centimetres wide at their widest point, marked with alternate bands of red and white 10 centimetres wide.

Airships at night

54.—(1) Except as provided in paragraph (2), an airship flying at night must display the following lights—

- (a) a steady white light of at least five candela showing through angles of 110° from dead ahead to each side in the horizontal plane;
- (b) a steady green light of at least five candela showing to the starboard side through an angle of 110° from dead ahead in the horizontal plane;
- (c) a steady red light of at least five candela showing to the port side through an angle of 110° from dead ahead in the horizontal plane;
- (d) a steady white light of at least five candela showing through angles of 70° from dead astern to each side in the horizontal plane; and
- (e) an anti-collision light.

(2) Subject to paragraph (5), an airship flying at night in any of the circumstances referred to in paragraph (3) must display the lights specified in paragraph (4).

(3) The circumstances are as follows—

- (a) if the airship is not under command; or
- (b) has voluntarily stopped its engines, or

- (c) is being towed.
- (4) The lights specified are the following lights—
 - (a) the white lights specified in paragraph (1)(a) and (d);
 - (b) two steady, red lights, each of at least five candela, showing in all directions, suspended below the control car so that one is at least 4 metres above the other and at least 8 metres below the control car; and
 - (c) if the airship is making way but not otherwise, the green and red lights specified in paragraph (1)(b) and (c).
- (5) An airship picking up its moorings at night must display the lights specified in paragraph (1).
- (6) An airship moored to a mooring mast within the Territory at night must display, at or near the rear of the airship, a steady, white light of at least five candela showing in all directions.
- (7) An airship moored otherwise than to a mooring mast within the Territory at night must display—
 - (a) a white light of at least five candela showing through angles of 110° from dead ahead to each side in the horizontal plane; and
 - (b) a white light of at least five candela showing through angles of 70° from dead astern to each side in the horizontal plane.

Airships by day

55.—(1) An airship flying during the day in any of the circumstances referred to in paragraph (2) must display two black balls suspended below the control car so that one is at least 4 metres above the other and at least 8 metres below the control car.

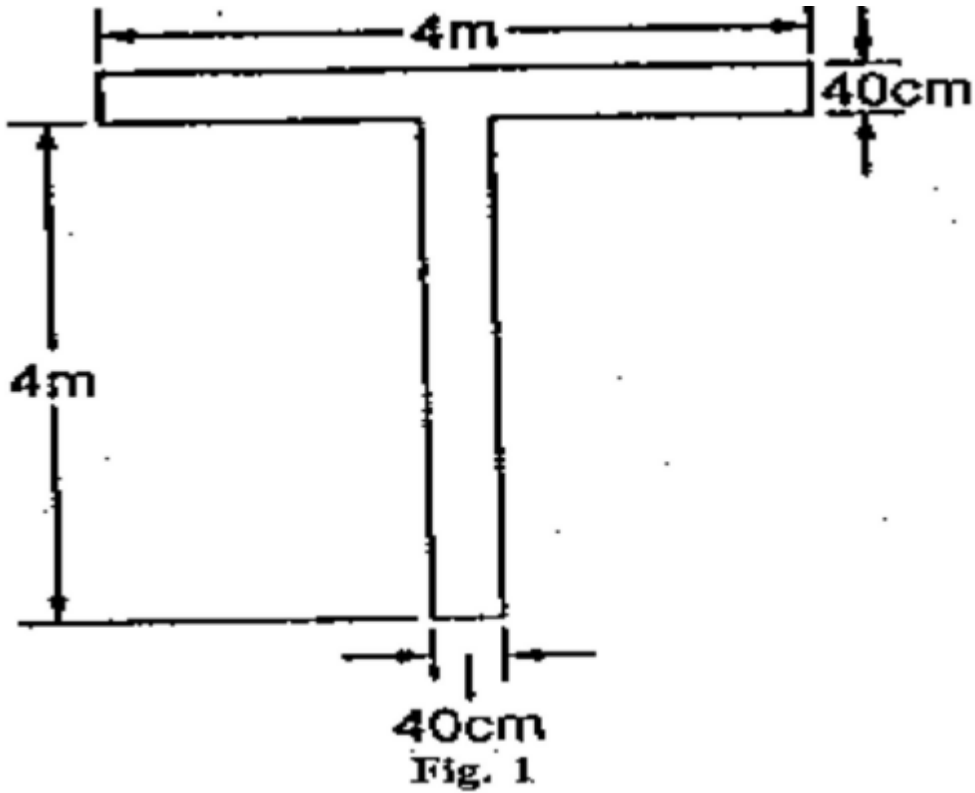
- (2) The circumstances are as follows—
 - (a) if the airship is not under command;
 - (b) if it has voluntarily stopped its engines; or
 - (c) if it is being towed.
- (3) For the purposes of this rule and rule 54—
 - (a) an airship is deemed not to be under command when it is unable to execute a manoeuvre which it may be required to execute by these Rules; and
 - (b) an airship is deemed to be making way when it is not moored and is in motion.

Signals in the Signals Area

56.—(1) Whenever any signal specified in this rule is displayed it shall be placed in a signals area, which shall be a square visible from all directions bordered by a white strip 30 centimetres wide and with the internal sides measuring 12 metres.

- (2) A white landing T, as illustrated in this paragraph,

Status: This is the original version (as it was originally made). This item of legislation is currently only available in its original format.



signifies that aeroplanes and gliders taking off or landing shall do so in a direction parallel with the shaft of the T and towards the cross arm, unless otherwise authorised by the appropriate air traffic control unit.

(3) A white disc 60 centimetres in diameter displayed alongside the cross arm of the T and in line with the shaft of the T, as illustrated in this paragraph,

Status: This is the original version (as it was originally made). This item of legislation is currently only available in its original format.

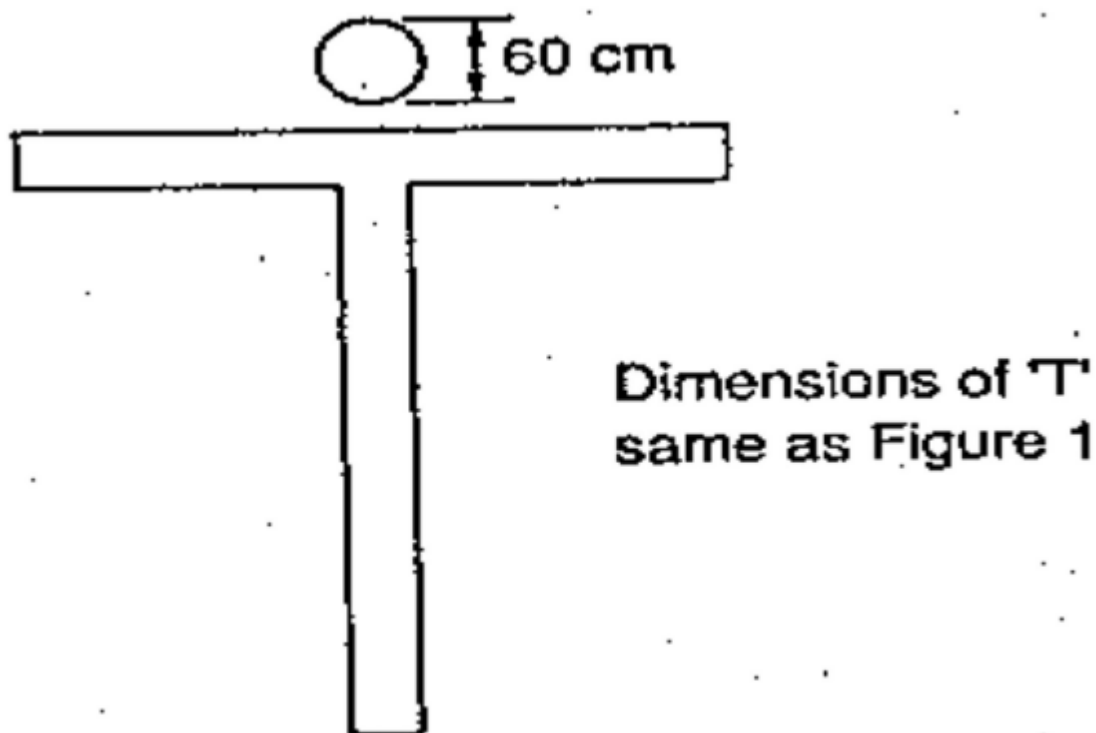


Fig. 2

signifies that the direction of landing and take off do not necessarily coincide.

(4) A white dumb-bell, as illustrated in this paragraph,

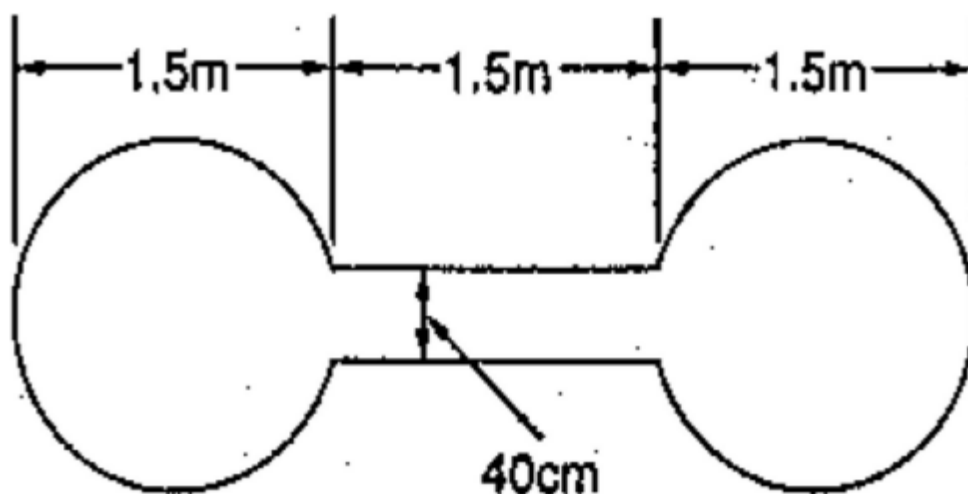


Fig. 3

signifies that movements of aeroplanes and gliders on the ground shall be confined to paved, metallod or similar hard surfaces.

A white dumb-bell, as described in paragraph (4), but with a black strip 60 centimetres wide across each disc at right angles to the shaft of the dumb-bell, as illustrated in this paragraph,

Status: This is the original version (as it was originally made). This item of legislation is currently only available in its original format.

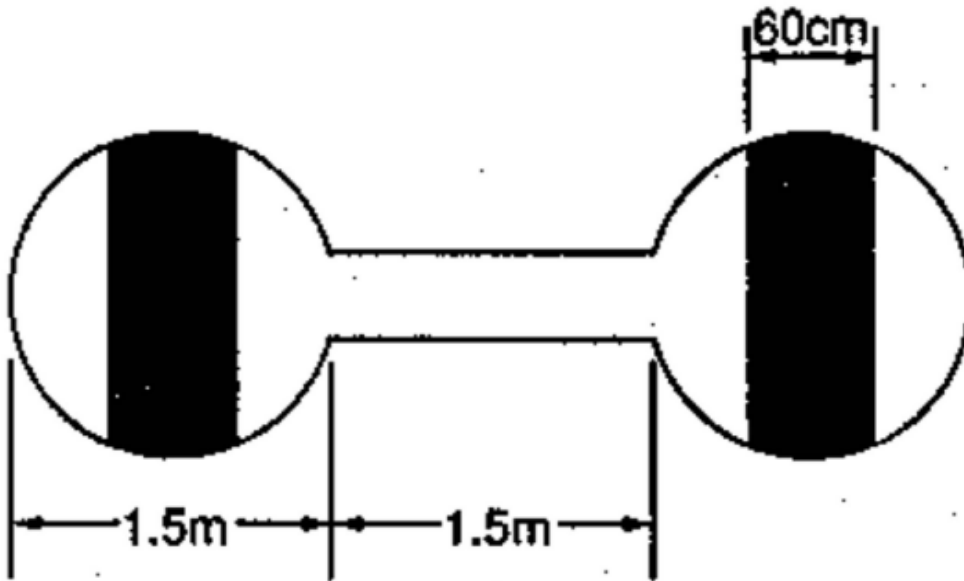


Fig. 4

signifies that aeroplanes and gliders taking off or landing shall do so on a runway but that movement on the ground is not confined to paved, metalled or similar hard surfaces.

(5) A red and yellow striped arrow, as illustrated in this paragraph,

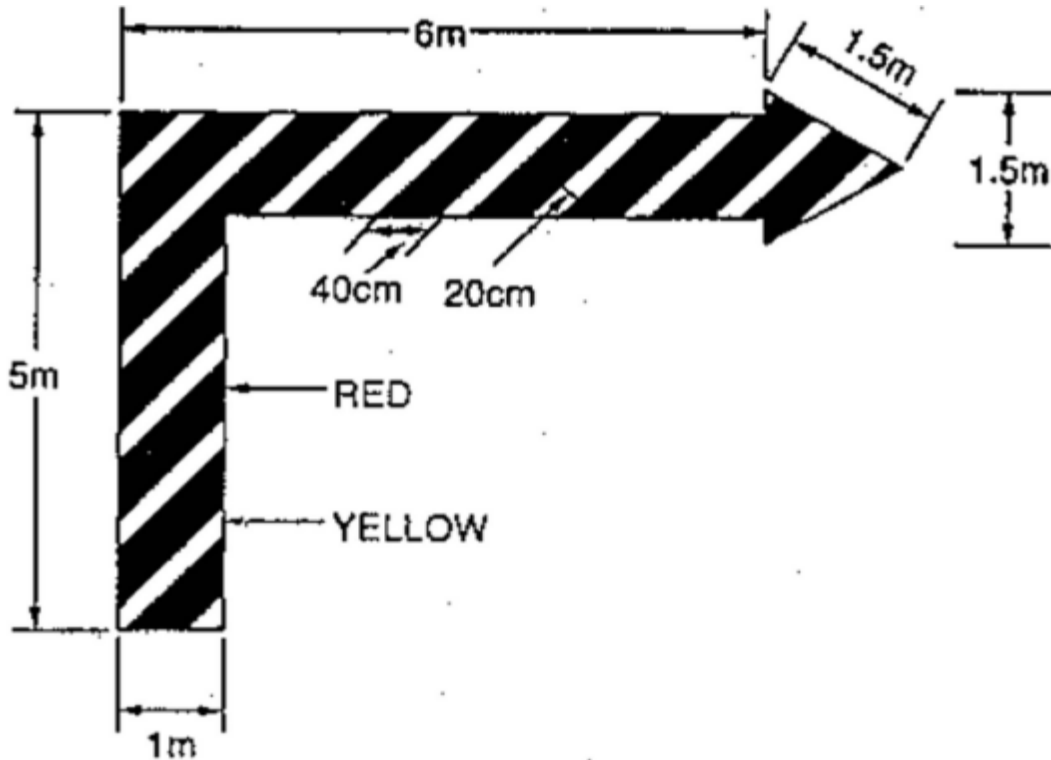


Fig. 5

Status: This is the original version (as it was originally made). This item of legislation is currently only available in its original format.

the shaft of which is one metre wide and which is placed along the whole or a total of 11 metres of two adjacent sides of the signals area, and pointing in a clockwise direction, signifies that a right-hand circuit is in force.

(6) A red panel 3 metres square with a yellow strip along one diagonal 50 centimetres wide, as illustrated in this paragraph,

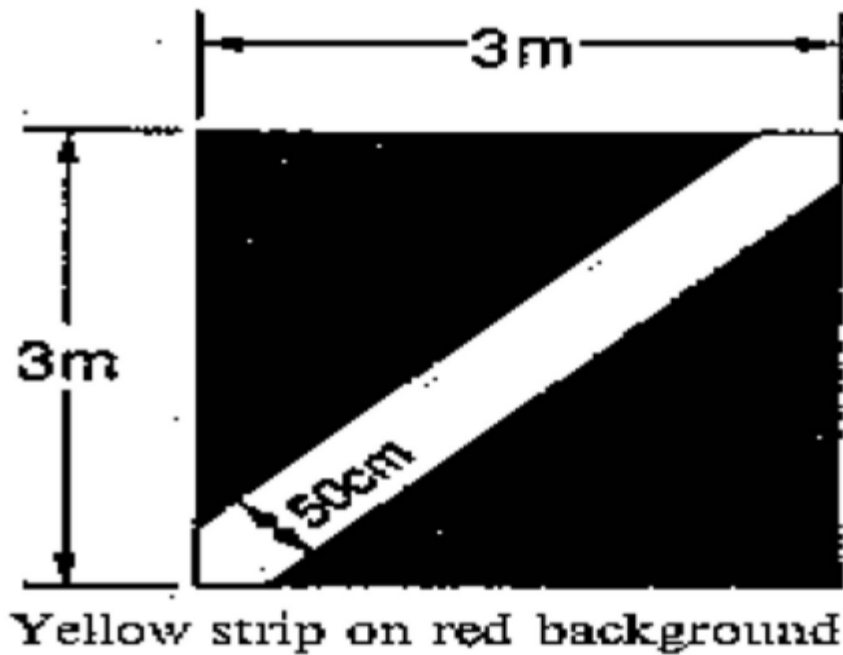



Fig. 6

signifies that the state of the manoeuvring area is poor and pilots must exercise special care when landing.

(7) A red panel 3 metres square with a yellow strip 50 centimetres wide along each diagonal, as illustrated in this paragraph,

Status: This is the original version (as it was originally made). This item of legislation is currently only available in its original format.



Yellow strips on red background

Fig. 7

signifies that the aerodrome is unsafe for the movement of aircraft and that landing on the aerodrome is prohibited.

(8) A white letter H, as illustrated in this paragraph,

Status: This is the original version (as it was originally made). This item of legislation is currently only available in its original format.

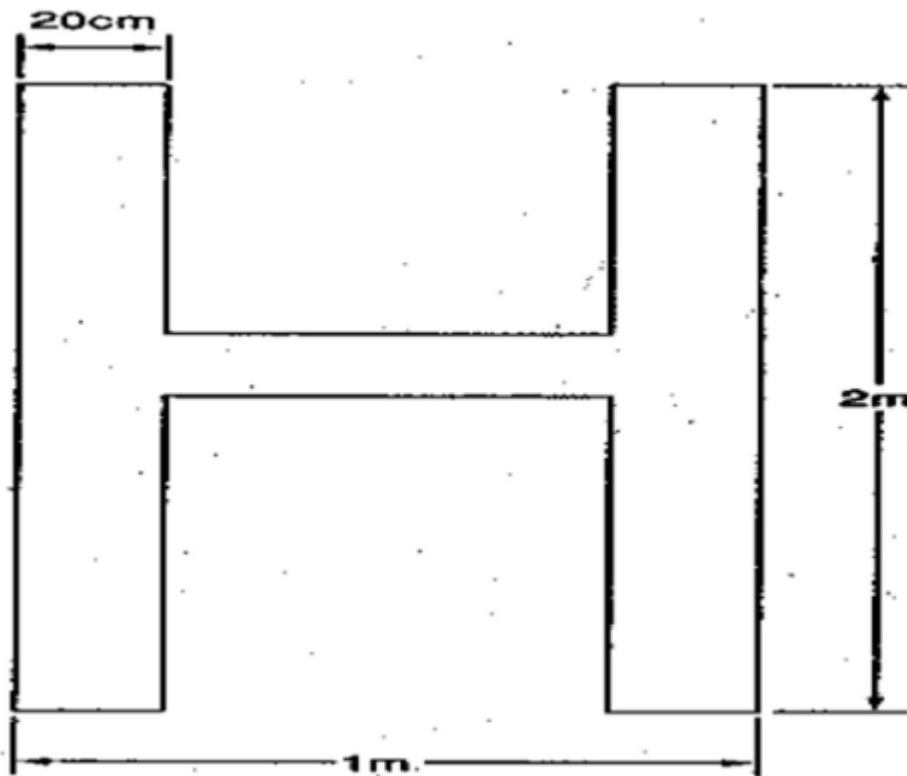


Fig. 8

signifies that helicopters shall take off and land only within the area designated by the marking specified in rule 59(7).

(9) A red letter L displayed on the dumb-bell specified in paragraphs (4) and (5), as illustrated in this paragraph,

Status: This is the original version (as it was originally made). This item of legislation is currently only available in its original format.

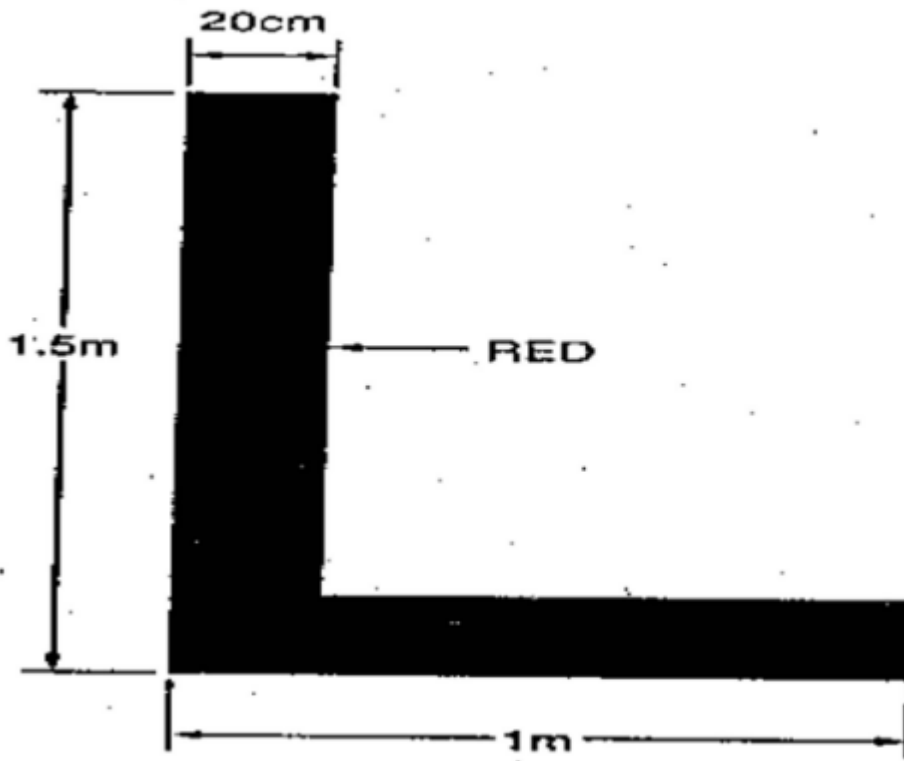
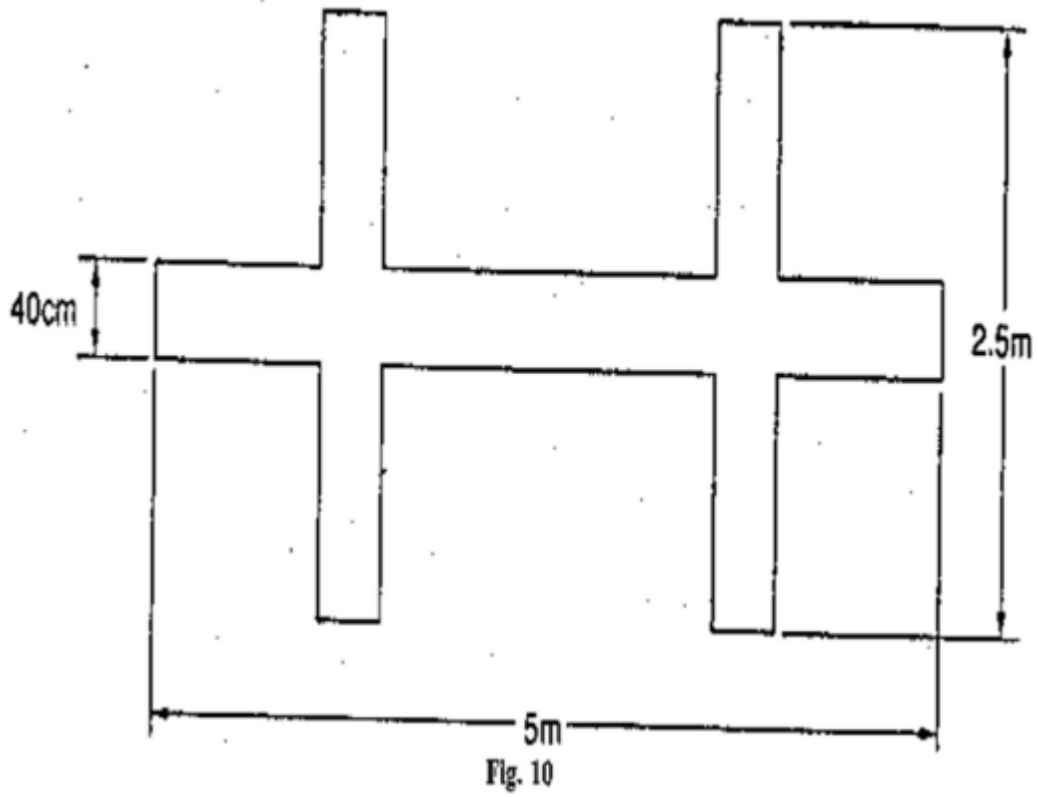


Fig. 9

signifies that light aircraft are permitted to take off and land either on a runway or on the area designated by the marking specified in rule 59(8).

(10) A white double cross, as illustrated in this paragraph,

Status: This is the original version (as it was originally made). This item of legislation is currently only available in its original format.



signifies that glider flying is in progress.

Markings for paved runways and taxiways

57.—(1) Two or more white crosses, as illustrated in this paragraph,

Status: This is the original version (as it was originally made). This item of legislation is currently only available in its original format.

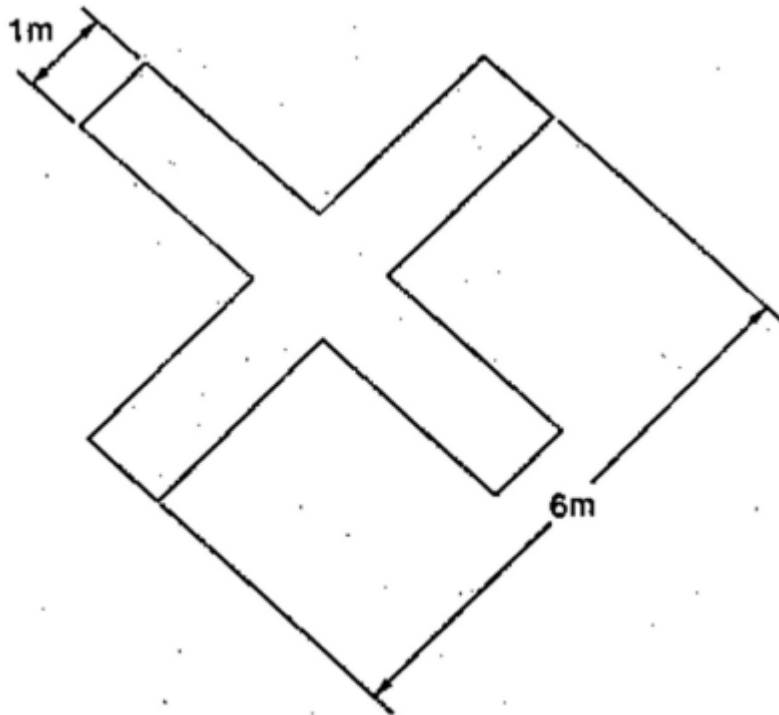


Fig. 11

displayed on a runway or taxiway, with each arm of each cross at an angle of 45° to the centre line of the runway, at intervals of not more than 300 metres signify that the section of the runway or taxiway marked by them is unfit for the movement of aircraft.

(2) Subject to paragraph (3), two yellow broken lines and two continuous lines, as illustrated

Status: This is the original version (as it was originally made). This item of legislation is currently only available in its original format.

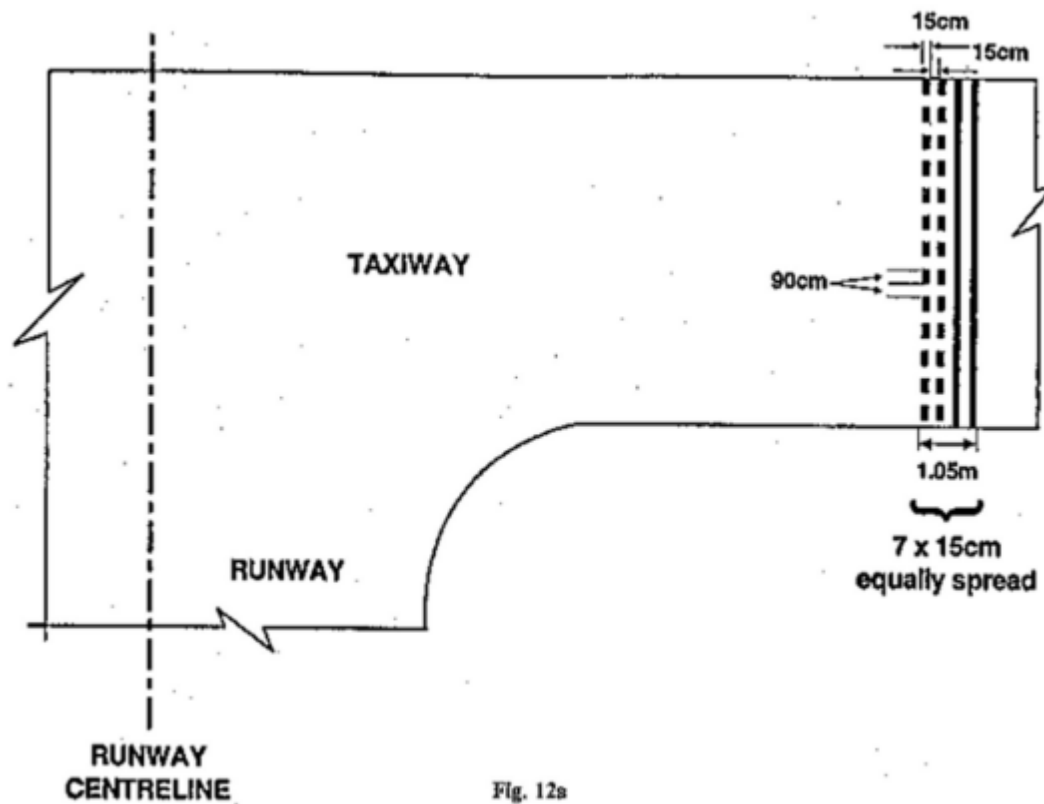


Fig. 12a

in this paragraph, signify the designated visual holding position associated with a runway beyond which no part of a flying machine or vehicle shall project in the direction of the runway without permission from the air traffic control unit at the aerodrome during the notified hours of watch of that unit.

(3) Outside the notified hours of watch of that unit or where there is no air traffic control unit at the aerodrome the markings referred to in paragraph (2) signify the position closest to the runway beyond which no part of a flying machine or vehicle shall project in the direction of the runway when the flying machine or vehicle is required by virtue of rule 42(3) to give way to aircraft which are taking off from or landing on that runway.

Subject to paragraph (5), a yellow marking, as illustrated in this paragraph,

Status: This is the original version (as it was originally made). This item of legislation is currently only available in its original format.

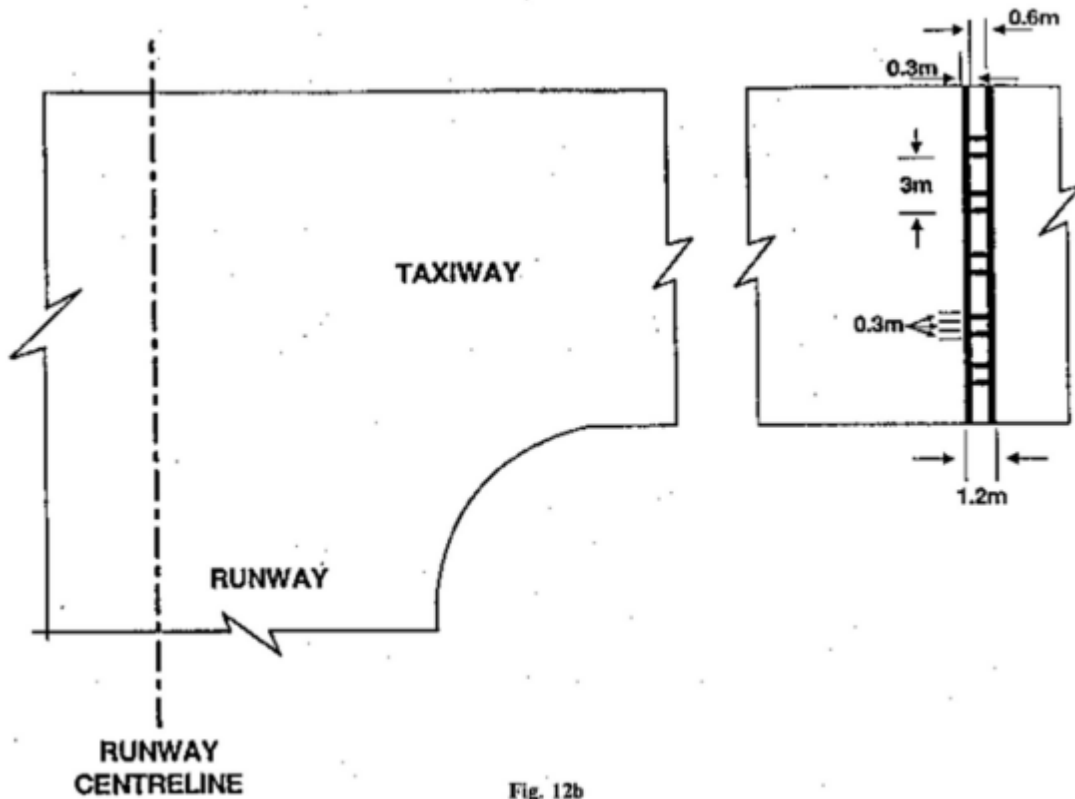


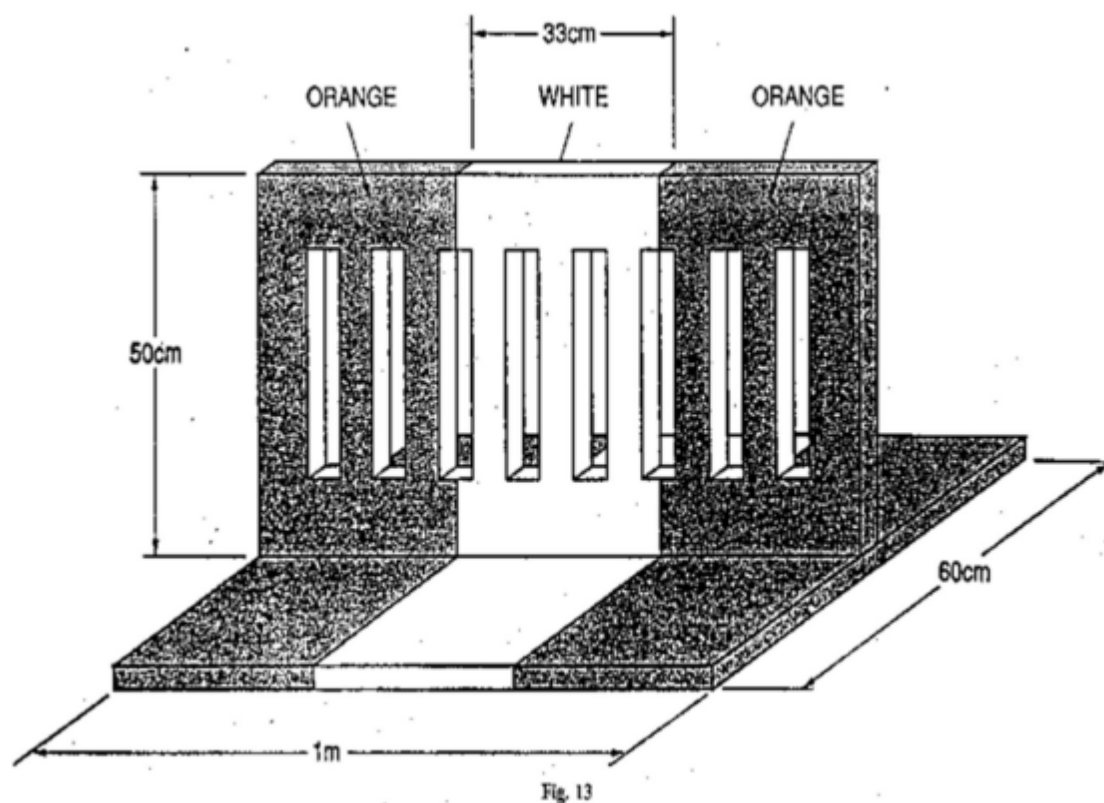
Fig. 12b

signifies a holding position other than that closest to the runway beyond which no part of a flying machine or vehicle shall project in the direction of the runway without permission from the air traffic control unit at the aerodrome during the notified hours of watch of that unit.

(4) Outside the notified hours of watch of that unit or where there is no air traffic control unit at the aerodrome the marking referred to in paragraph (4) may be disregarded.

(5) Orange and white markers, as illustrated in this paragraph,

Status: This is the original version (as it was originally made). This item of legislation is currently only available in its original format.



spaced no more than 15 metres apart, signify the boundary of that part of a paved runway, taxiway or apron which is unfit for the movement of aircraft.

Markings on unpaved manoeuvring areas

58.—(1) Markers with orange and white stripes of an equal width of 50 centimetres, with an orange stripe at each end, alternating with flags 60 centimetres square showing equal orange and white triangular areas, spaced not more than 90 metres apart as illustrated in this paragraph,

Status: This is the original version (as it was originally made). This item of legislation is currently only available in its original format.

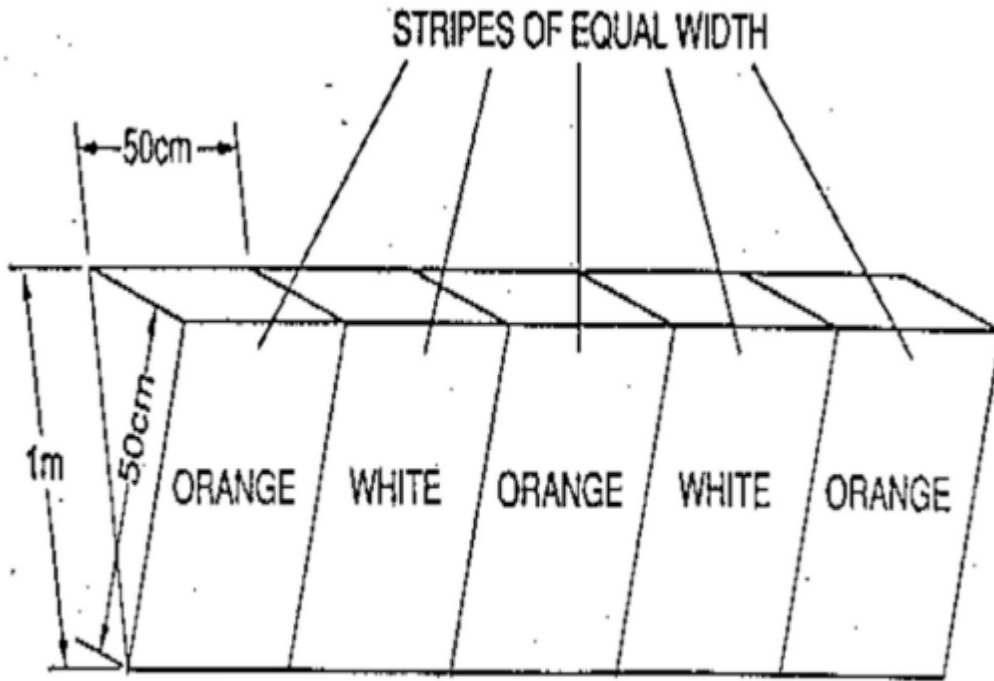


Fig. 14

indicate the boundary of an area unfit for the movement of aircraft.

(2) One or more white crosses, as specified in rule 58(1), also indicate such an area as is referred to in paragraph (1).

(3) Striped markers, as specified in paragraph (1), spaced not more than 45 metres apart, indicate the boundary of an aerodrome.

(4) On structures markers with orange and white vertical stripes, of an equal width of 50 centimetres, with an orange stripe at each end, spaced not more than 45 metres apart, as illustrated in this paragraph.

Status: This is the original version (as it was originally made). This item of legislation is currently only available in its original format.

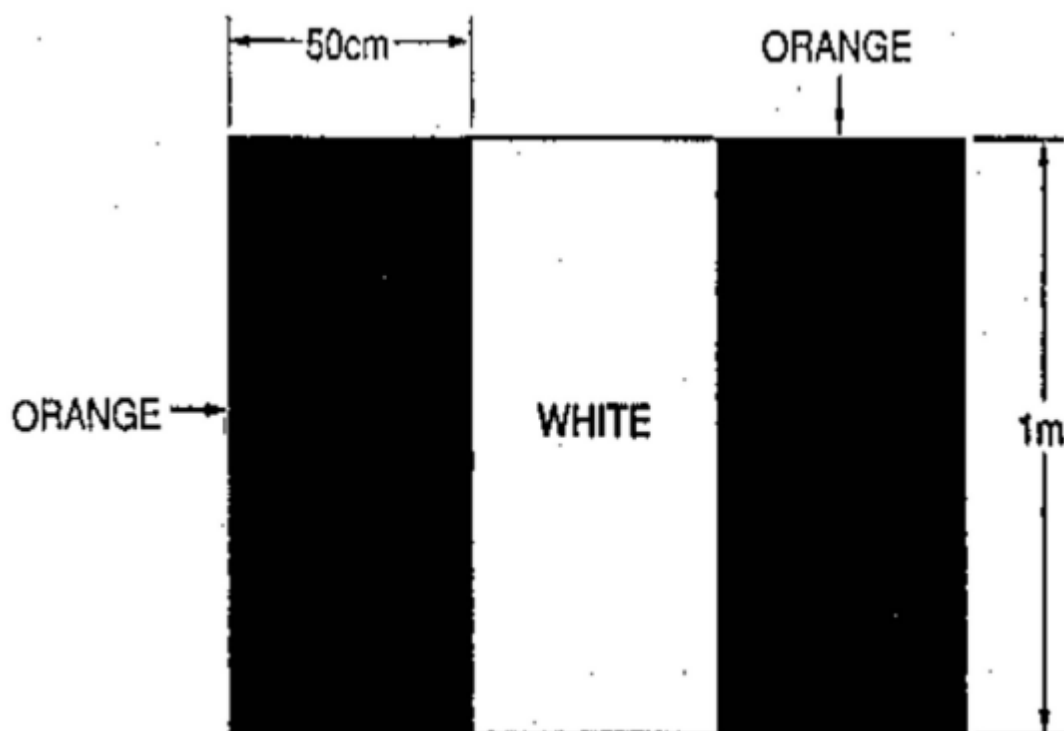


Fig. 15

indicate the boundary of an aerodrome.

(5) The pattern of the marker referred to in paragraph (4) shall be visible from inside and outside the aerodrome and the marker shall be affixed not more than 15 centimetres from the top of the structure.

(6) White, flat, rectangular markers 3 metres long and 1 metre wide, at intervals not exceeding 90 metres, flush with the surface of an unpaved runway or stopway, indicate the boundary of the unpaved runway or stopway.

(7) A white letter H, as illustrated in this paragraph,

Status: This is the original version (as it was originally made). This item of legislation is currently only available in its original format.

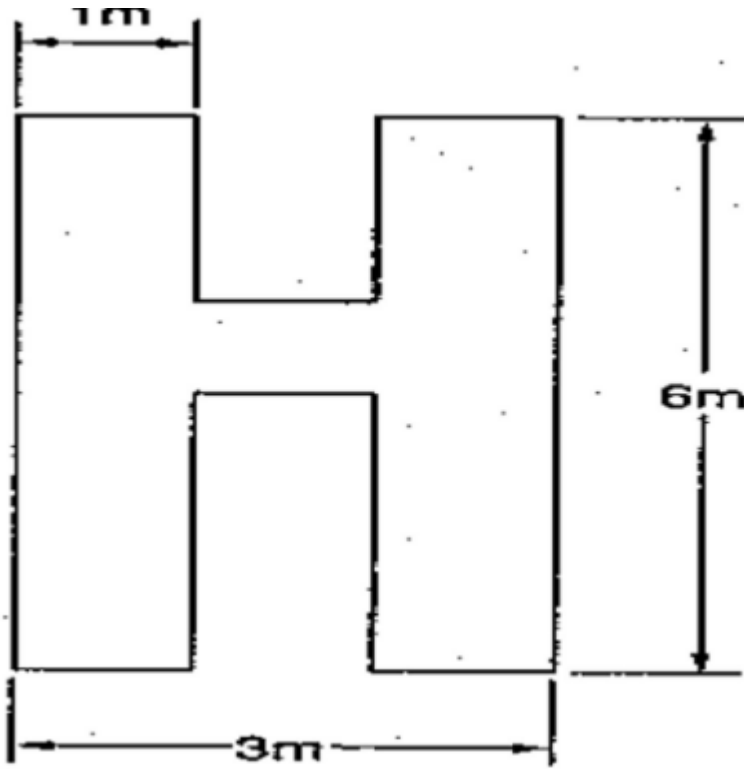


Fig. 16

indicates an area which shall be used only for the taking off and landing of helicopters.

(8) A white letter L, as illustrated in this paragraph,

Status: This is the original version (as it was originally made). This item of legislation is currently only available in its original format.

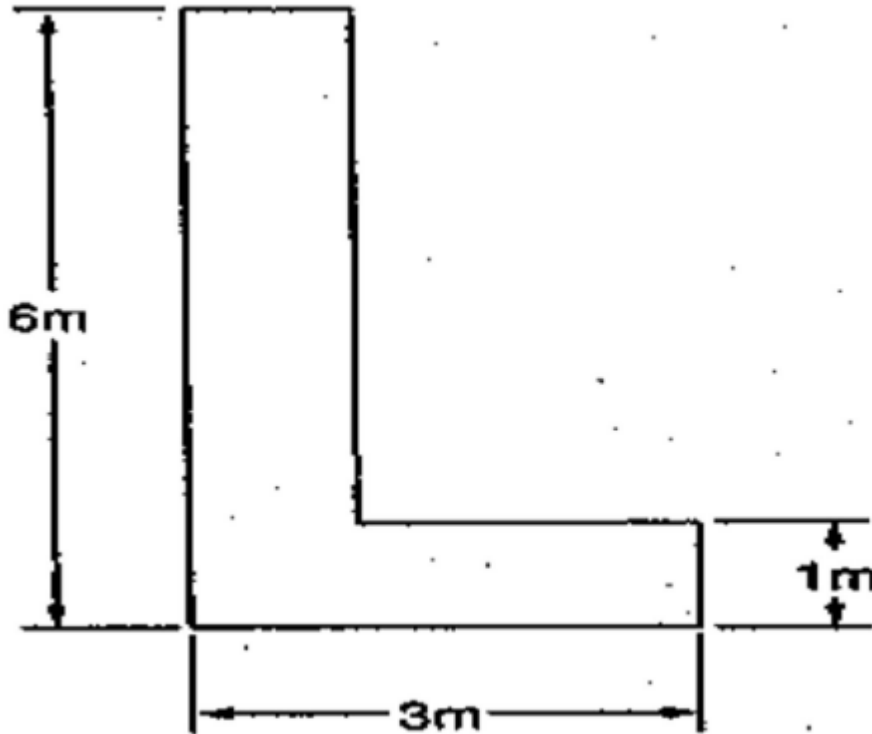


Fig. 17

indicates a part of the manoeuvring area which shall be used only for the taking off and landing of light aircraft.

(9) A yellow cross with two arms each 6 metres long by 1 metre wide at right angles, indicates that tow ropes, banners and similar articles towed by aircraft shall only be picked up and dropped in the area in which the cross is placed.

(10) A white double cross, as illustrated in this paragraph,

Status: This is the original version (as it was originally made). This item of legislation is currently only available in its original format.

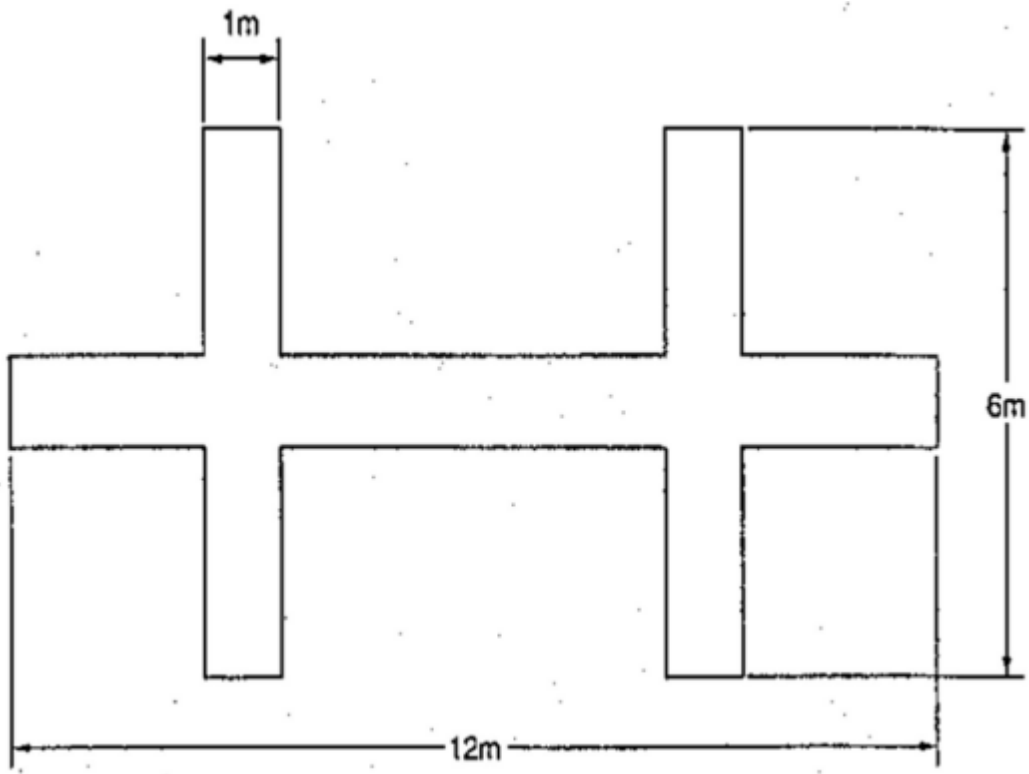


Fig. 18

indicates an area which shall be used only for the taking off and landing of gliders.

(11) Subject to paragraph (12) a white landing T, as specified in rule 57(2), placed at the left-hand side of the runway (when viewed from the direction of landing) indicates the runway to be used for take-off and landing.

(12) The white landing T referred to in paragraph (11), when placed at an aerodrome with no runway, indicates the direction for take-off and landing.

Signals visible from the ground

59.—(1) A black ball, 60 centimetres in diameter, suspended from a mast signifies that the directions of take-off and landing are not necessarily the same.

(2) A chequered flag or board, 1.2 metres by 90 centimetres, containing 12 equal squares, 4 horizontally and 3 vertically, coloured red and yellow alternately, signifies that aircraft may move on the manoeuvring area and apron only in accordance with the permission of the air traffic control unit at the aerodrome.

(3) Two red balls, 60 centimetres in diameter, positioned vertically one above the other, 60 centimetres apart and suspended from a mast, signify that glider flying is in progress at the aerodrome.

(4) Black, Arabic numerals in two-figure groups and, where parallel runways are provided, the letter or letters L (left), LC (left centre), C (centre), RC (right centre) and R (right), placed against a yellow background, indicate the direction for take-off or the runway in use.

(5) A black letter C against a yellow background, as illustrated in this paragraph,

Status: This is the original version (as it was originally made). This item of legislation is currently only available in its original format.

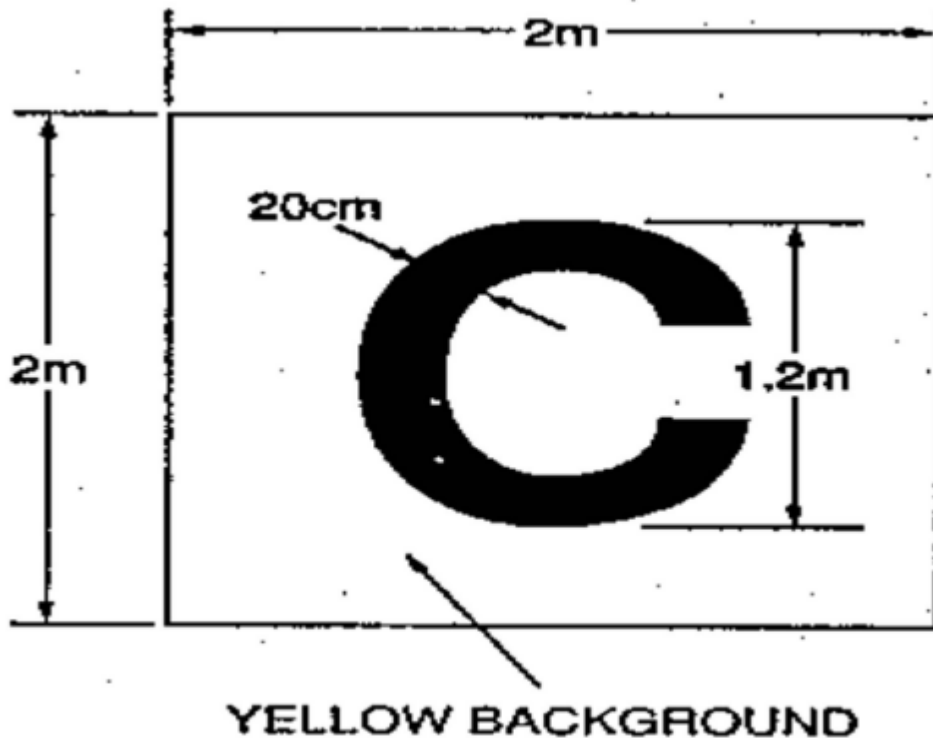


Fig. 19

indicates the position at which a pilot can report to the air traffic control unit or to the person in charge of the aerodrome.

(6) A rectangular green flag of not less than 60 centimetres square and not more than 66 centimetres square, flown from a mast, indicates that a right-hand circuit is in force.

Lights and pyrotechnic signals for control of aerodrome traffic

60. Each signal described in column 1 of Table 4 shall have the meanings respectively appearing in columns 2, 3 and 4 of the Table in the circumstances specified in the second row of the Table.

Table 4—Meaning Of Lights And Pyrotechnic Signals

<i>Column 1</i>	<i>Column 2</i>	<i>Column 3</i>	<i>Column 4</i>
<i>Characteristic and colour of light beam or pyrotechnic</i>	<i>Directed from an aerodrome to an aircraft in flight</i>	<i>Directed from an aerodrome to an aircraft or vehicle on the aerodrome</i>	<i>Directed from an aircraft in flight to an aerodrome</i>
(a) Continuous red light.	Give way to other aircraft and continue circling.	Stop.	—
(b) Red pyrotechnic light, or red flare.	Do not land; wait for permission.	—	Immediate assistance is required.

Status: This is the original version (as it was originally made). This item of legislation is currently only available in its original format.

<i>Column 1</i>	<i>Column 2</i>	<i>Column 3</i>	<i>Column 4</i>
<i>Characteristic and colour of light beam or pyrotechnic</i>	<i>Directed from an aerodrome to an aircraft in flight</i>	<i>Directed from an aerodrome to an aircraft or vehicle on the aerodrome</i>	<i>Directed from an aircraft in flight to an aerodrome</i>
(c) Red flashes.	Do not land; aerodrome not available for landing.	Move clear of landing area.	—
(d) Green flashes.	Return to aerodrome; wait for permission to land.	To an aircraft: you may move on the manoeuvring area and apron. To a vehicle: you may move on the manoeuvring area.	—
(e) Continuous green light.	You may land.	You may take off (not applicable to a vehicle).	—
(f) Continuous green light, or green flashes, or green pyrotechnic light.	—	—	By night: May I land? By day: May I land from direction different from that indicated by landing T?
(g) White flashes.	Land at the aerodrome after receiving continuous green light, and then, after receiving green flashes, proceed to the apron.	Return to starting point on the aerodrome.	I am compelled to land.
(h) White pyrotechnic lights. Switching on and off the navigation lights. Switching on and off the landing lights.	—	—	I am compelled to land.



Marshalling signals (from a marshaller to an aircraft)

61.—(1) Each of the signals for the guidance of aircraft manoeuvring on or off the ground, described in column 1 of Table 5 and as illustrated in column 3, when given by a marshaller to an aircraft, shall have the meanings specified in column 2 of the Table.

(2) By day any such signals shall be given by hand or by circular bats and by night shall be given by torches or by illuminated wands.

Status: This is the original version (as it was originally made). This item of legislation is currently only available in its original format.

Table 5—Meaning of Marshalling Signals (from a marshaller to an aircraft)

<i>Column 1</i> <i>Description of Signal</i>	<i>Column 2</i> <i>Meaning of signal</i>	<i>Column 3</i> <i>Illustration of signal</i>
1. Raise right hand above head level with wand pointing up; move left-hand wand pointing down toward body.	Wingwalker/guide — This signal provides an indication by a person positioned at the aircraft wing tip, to the pilot/marshaller/ push-back operator, that the aircraft movement on/off a parking position would be unobstructed.	
2. Raise fully extended arms straight above head with wands pointing up	Identify gate	

Status: This is the original version (as it was originally made). This item of legislation is currently only available in its original format.

Column 1	Column 2	Column 3
Description of Signal	Meaning of signal	Illustration of signal

3. Point both arms upward, move and extend arms outward to sides of body and point with wands to direction of next signalman or taxi area.

Proceed to next signalman or as directed by tower/ground control





4. Bend extended arms at elbows and move wands up and down from chest height to head.




Straight ahead





Status: This is the original version (as it was originally made). This item of legislation is currently only available in its original format.

<i>Column 1</i>	<i>Column 2</i>	<i>Column 3</i>
<i>Description of Signal</i>	<i>Meaning of signal</i>	<i>Illustration of signal</i>
<p>5(a) With right arm and wand extended at a 90-degree angle to body, make “come ahead” signal with left hand. The rate of signal motion indicates to pilot the rate of aircraft turn.</p>	<p>Turn left (from pilot’s point of view)</p>	
<p>5(b) With left arm and wand extended at a 90-degree angle to body, make “come ahead” signal with right hand. The rate of signal motion indicates to pilot the rate of aircraft turn.</p>	<p>Turn right (from pilot’s point of view)</p>	

Status: This is the original version (as it was originally made). This item of legislation is currently only available in its original format.

Column 1	Column 2	Column 3
Description of Signal	Meaning of signal	Illustration of signal
<p>6(a) Fully extend arms and wands at a 90-degree angle to sides and slowly move to above head until wands cross.</p>	<p>Normal stop</p>	
<p>6(b) Abruptly extend arms and wands to top of head, crossing wands.</p>	<p>Emergency stop</p>	
<p>7(a) Raise hand just above shoulder height with open palm. Ensuring eye contact with flight crew, close hand into a fist. Do not move until receipt of “thumbs up” acknowledgement from flight crew.</p>	<p>Set brakes</p>	

Status: This is the original version (as it was originally made). This item of legislation is currently only available in its original format.

<i>Column 1</i>	<i>Column 2</i>	<i>Column 3</i>
<i>Description of Signal</i>	<i>Meaning of signal</i>	<i>Illustration of signal</i>
<p>7(b) Raise hand just above shoulder height with hand closed in a fist. Ensuring eye contact with flight crew, open palm. Do not move until receipt of “thumbs up” acknowledgement from crew.</p>	<p>Release brakes</p>	
<p>8(a) With arms and wands fully extending above head, move wands inwards in a “jabbing” motion until wands touch. Ensure acknowledgement is received from flight crew.</p>	<p>Chocks inserted</p>	

Status: This is the original version (as it was originally made). This item of legislation is currently only available in its original format.

<i>Column 1</i>	<i>Column 2</i>	<i>Column 3</i>
<i>Description of Signal</i>	<i>Meaning of signal</i>	<i>Illustration of signal</i>

8(b) With arms and wands fully extended above head, move wands outward in “jabbing” motion. Do not remove chocks until authorised by crew.

Chocks removed



9. Raise right arm to head level with wand pointing up and start a circular motion with hand; at the same time, with left arm raised above head level, point to engine to be started.

Start engine(s)



Status: This is the original version (as it was originally made). This item of legislation is currently only available in its original format.

<i>Column 1</i>	<i>Column 2</i>	<i>Column 3</i>
<i>Description of Signal</i>	<i>Meaning of signal</i>	<i>Illustration of signal</i>


10. Extend arm with wand forward of body at shoulder level; move hand and wand to top of left shoulder and draw wand to top of right shoulder in a slicing motion across throat.

Cut engine(s)



11. Move extended arms downwards in a “patting” gesture, moving wands up and down from waist to knees.

Slow down

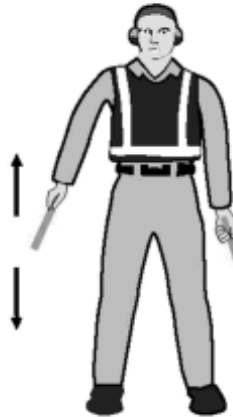


Status: This is the original version (as it was originally made). This item of legislation is currently only available in its original format.

Column 1	Column 2	Column 3
Description of Signal	Meaning of signal	Illustration of signal

12. With arms down and wands toward ground, wave either right or left wand up and down indicating engine(s) on left or right side respectively should be slowed down.

Slow down engine(s) on indicated side





13. With arms in front of body at waist height, rotate arms in a forward motion. To stop rearward movement, use signal 6(a) or 6(b).

Move Back



Status: This is the original version (as it was originally made). This item of legislation is currently only available in its original format.

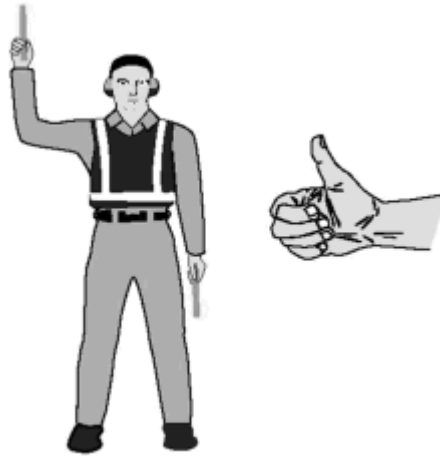
<i>Column 1</i>	<i>Column 2</i>	<i>Column 3</i>
<i>Description of Signal</i>	<i>Meaning of signal</i>	<i>Illustration of signal</i>
14(a) Point left arm with wand down and bring right arm from overhead vertical position to horizontal forward position, repeating right-arm movement.	Turns while backing (for tail to starboard)	
14(b) Point right arm with wand down and bring left arm from overhead vertical position to horizontal forward position, repeating left-arm movement.	Turns while backing (for tail to port)	

Status: This is the original version (as it was originally made). This item of legislation is currently only available in its original format.

<i>Column 1</i>	<i>Column 2</i>	<i>Column 3</i>
<i>Description of Signal</i>	<i>Meaning of signal</i>	<i>Illustration of signal</i>

15. Raise right arm to head level with wand pointing up or display hand with “thumbs up”; left arm remains at side by knee.

Affirmative/all clear— This signal is also used as a technical/servicing communication signal.



16. Fully extend arms and wands at a 90-degree angle to sides.


Hover



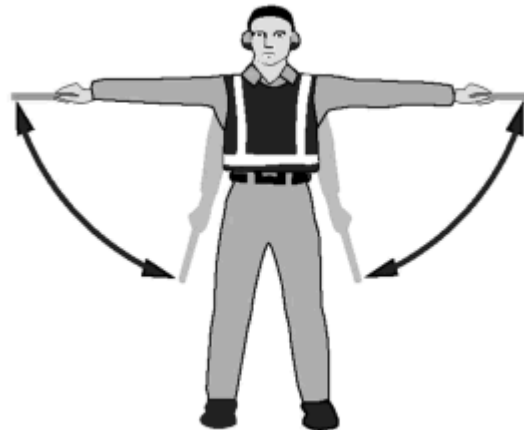
Status: This is the original version (as it was originally made). This item of legislation is currently only available in its original format.

<i>Column 1</i>	<i>Column 2</i>	<i>Column 3</i>
<i>Description of Signal</i>	<i>Meaning of signal</i>	<i>Illustration of signal</i>

17. Fully extend arms and wands at a 90-degree angle to sides and, with palms turned up, move hands upwards. Speed of movement indicates rate of ascent.



18. Fully extend arms and wands at a 90-degree angle to sides and, with palms turned down, move hands downwards. Speed of movement indicates rate of descent.



Status: This is the original version (as it was originally made). This item of legislation is currently only available in its original format.

Column 1	Column 2	Column 3
Description of Signal	Meaning of signal	Illustration of signal

19(a) Extend arm horizontally at a 90-degree angle to right side of body. Move other arm in same direction in a sweeping motion.

Move horizontally left (from pilot's point of view)



19(b) Extend arm horizontally at a 90-degree angle to left side of body. Move other arm in same direction in a sweeping motion.

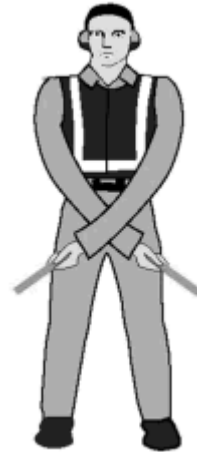
Move horizontally right (from pilot's point of view)



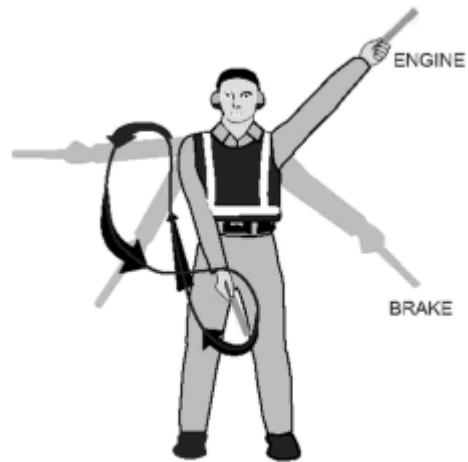
Status: This is the original version (as it was originally made). This item of legislation is currently only available in its original format.

<i>Column 1</i>	<i>Column 2</i>	<i>Column 3</i>
<i>Description of Signal</i>	<i>Meaning of signal</i>	<i>Illustration of signal</i>

20. Cross arms with wands downwards and in front of body.



21. Move right-hand wand in a “fanning” motion from shoulder to knee, while at the same time pointing with left-hand wand to area of fire.



Status: This is the original version (as it was originally made). This item of legislation is currently only available in its original format.

<i>Column 1</i>	<i>Column 2</i>	<i>Column 3</i>
<i>Description of Signal</i>	<i>Meaning of signal</i>	<i>Illustration of signal</i>



22. Fully extend arms and wands downwards at a 45-degree angle to sides. Hold position until aircraft is clear for next manoeuvre.





23. Perform a standard salute with right hand and/or wand to dispatch the aircraft. Maintain eye contact with flight crew until aircraft has begun to taxi.





Status: This is the original version (as it was originally made). This item of legislation is currently only available in its original format.

Column 1	Column 2	Column 3
Description of Signal	Meaning of signal	Illustration of signal
<p>24. Extend right arm fully above head and close fist or hold wand in horizontal position; left arm remains at side by knee.</p>	<p>Do not touch controls (technical/servicing communication signal)</p>	
<p>25. Hold arms fully extended above head, open left hand horizontally and move finger tips of right hand into a touch open palm of left hand (forming a "T"). At night, illuminated wands can also be used to form the "T" above head.</p>	<p>Connect ground power (technical/servicing communication signal)</p>	

Status: This is the original version (as it was originally made). This item of legislation is currently only available in its original format.

Column 1	Column 2	Column 3
Description of Signal	Meaning of signal	Illustration of signal
<p>26. Hold arms fully extended above head with finger tips of right hand touching open horizontal palm of left hand (forming a “T”); then move right hand away from the left. Do not disconnect power until authorised by flight crew. At night illuminated wands can also be used to form the “T” above head.</p>	<p>Disconnect power (technical/servicing communication signal)</p>	
<p>27. Hold right arm straight out at 90 degrees from shoulder and point wand down to ground or display hand with “thumbs down”; left hand remains at side by knee.</p>	<p>Negative (technical/servicing communication signal)</p>	

Status: This is the original version (as it was originally made). This item of legislation is currently only available in its original format.

<i>Column 1</i>	<i>Column 2</i>	<i>Column 3</i>
<i>Description of Signal</i>	<i>Meaning of signal</i>	<i>Illustration of signal</i>
28. Extend both arms at 90 degrees from body and move hands to cup both ears.	Establish communication via interphone (technical/servicing communication signal)	
29. With right arm at side and left arm raised above head at a 45-degree angle, move right arm in a sweeping motion towards top of left shoulder.	Open/close stairs (technical/servicing communication signal) —This signal is intended mainly for aircraft with the set of integral stairs at the front	

Marshalling signals (from a pilot of an aircraft to a marshaller)

62. Each of the signals described in column 1 of Table 6, when made by a pilot in an aircraft to a marshaller on the ground, shall have the meanings specified in column 2 of the Table.

Table 6—Meaning of Marshalling Signals (from a pilot of an aircraft to a marshaller)

<i>Column 1</i>	<i>Column 2</i>
<i>Description of Signal</i>	<i>Meaning of Signal</i>
1. Raise arm and hand with fingers extended horizontally in front of face, then clench fist.	Brakes engaged.
2. Raise arm with fist clenched horizontally in front of face, then extend fingers.	Brakes released.
3. Arms extended palms facing outwards, move hands inwards to cross in front of face.	Insert chocks.

Status: This is the original version (as it was originally made). This item of legislation is currently only available in its original format.

<i>Column 1</i>	<i>Column 2</i>
<i>Description of Signal</i>	<i>Meaning of Signal</i>
4. Hands crossed in front of face, palms facing outwards, move arms outwards.	Remove chocks.
5. Raise the number of fingers on one hand indicating the number of the engine to be started. For this purpose the aircraft engines shall be numbered in relation to the marshaller facing the aircraft, from his right to his left. For example, No. 1 engine shall be the port outer engine, No. 2 engine shall be the port inner engine, No. 3 engine shall be the starboard inner engine and No. 4 engine shall be the starboard outer engine.	Ready to start engines.

Distress, urgency and safety signals

63.—(1) The following signals, given either together or separately before the sending of a message, signify that an aircraft is threatened by grave and imminent danger and requests immediate assistance—

- (a) by radiotelephony—
 - the spoken word ‘MAYDAY’;
- (b) by visual signalling—
 - (i) the signal SOS (... --- ...);
 - (ii) a succession of pyrotechnic lights fired at short intervals each showing a single red light;
 - (iii) a parachute flare showing a red light;
- (c) by sound signalling other than radiotelephony—
 - (i) the signal SOS (... --- ...);
 - (ii) a continuous sounding with any sound apparatus.

(2) The following signals, given either together or separately, before the sending of a message, signify that the pilot-in-command of the aircraft wishes to give notice of difficulties which compel it to land but that he does not require immediate assistance—

- (a) a succession of white pyrotechnic lights;
- (b) the repeated switching on and off of the aircraft landing lights;
- (c) the repeated switching on and off of its navigation lights, in such a manner as to be clearly distinguishable from the flashing navigation lights described in rule 49.

(3) The following signals, given either together or separately, indicate that the pilot-in-command of the aircraft has an urgent message to transmit concerning the safety of a ship, aircraft, vehicle or other property or of a person on board or within sight of the aircraft from which the signal is given—

- (a) by radiotelephony—
 - the repeated spoken word, ‘PAN PAN’;
- (b) by visual signalling—
 - the signal XXX (- .. -- .. -- .. -);
- (c) by sound signalling other than radiotelephony—
 - the signal XXX (- .. -- .. -- .. -).

SCHEDULE 5

Article 185

PENALTIES

PART A

Provisions Referred to in Article 185(5)

<i>Article of order</i>	<i>Subject matter</i>
14	Aircraft flying unregistered
22	Aircraft flying with false or incorrect markings
29	Flight without appropriate maintenance
30	Failure to keep a technical log or other log books
32	Flight without a certificate of release to service issued under the Order
33	Exercise of privileges of aircraft maintenance engineer's licence whilst unfit
35	Flight without required equipment
36	Flight without required radio equipment
37	Minimum equipment requirements
38	Requirement to weigh aircraft and keep weight schedule
40-43	Crew requirements
44	Requirement for appropriate licence
52(1) and (4)	Requirement for appropriate certificate of test or experience
53	Requirement for appropriate certificate of test
54	Flight without valid medical certificate
55	Flight in unfit condition
56	Prohibition of flight after failure of test
59	Instruction in flying without appropriate licence and rating
62(6)	Operator's obligation to obtain flight time records of flight crew
63(2)	Flight crew member's obligation to inform operator of flight times
64	Flight time limitations
67	Breach of the Rules of the Air
68	Flight in contravention of restriction of flying regulations
69	Flying displays
70-72	Flight by balloons, gliders, kites, parascending parachutes and airships
73	Flight by small aircraft

Status: This is the original version (as it was originally made). This item of legislation is currently only available in its original format.

<i>Article of order</i>	<i>Subject matter</i>
75	Aerodrome operating minima – non-commercial air transport aircraft
76	Requirement for pilot to remain at controls
78	Pre-flight action by pilot-in-command of aircraft
79	Requirement for passenger briefing
82	Requirements for radio station in aircraft to be licensed and for operation of same
83	Requirement for an airborne collision avoidance system
84	Use of flight recording systems and preservation of records
86	Carriage of persons in or on any part of an aircraft not designed for that purpose
87 and 88	Requirement for exits and break-in markings
89	Requirement for area navigation equipment – aircraft registered in the Territory
90	Requirement for area navigation equipment – aircraft registered elsewhere than in the Territory
91	Requirement for minimum navigation performance equipment
92	Requirement for height keeping performance equipment – aircraft registered in the Territory
93	Requirement for height keeping performance equipment – aircraft registered elsewhere than in the Territory
96	Operations manual requirement
97	Training programme requirement
98	Safety management system and flight data monitoring
99	Operator’s responsibilities in connection with crew
100	Requirements for loading aircraft
101	Operational restrictions on aeroplanes
102	Operational restrictions on helicopters
103	Prohibition on commercial air transport flights at night or in Instrument Meteorological Conditions by single engine aeroplanes
104	Aerodrome operating minima – commercial air transport aircraft registered in the Territory
105	Aerodrome operating minima – commercial air transport aircraft registered elsewhere than in the Territory
128	Requirement for aerial application permission
129	Towing, picking up and raising of persons and articles by aircraft
130	Dropping of articles and animals from aircraft
131	Dropping of persons

<i>Article of order</i>	<i>Subject matter</i>
133	Requirement for approval
138	Provision of air traffic control services
139	Duty of person in charge to satisfy himself as to competence of controllers
142	Use of radio call signs at aerodromes
143	Requirement for licensing of air traffic controllers
151	Requirement for licensing of flight information service officers
152	Requirement for aerodrome information service manual
153	Use of aeronautical telecommunications service
154	Requirement to keep aeronautical telecommunications service records
155	Requirement for certificated aerodrome
156	Contravention of conditions of aerodrome certificate – use of aerodromes
162	Management of aviation fuel at aerodromes
163	Use of aeronautical lights
165	Prohibition of dangerous lights
174(4), (7) and (10)	Requirement to report occurrences
179	Prohibition of smoking in aircraft
180	Requirement to obey lawful commands of aircraft pilot-in-command
181	Acting in a disruptive manner
182	Obstruction of persons performing duties under the Order
184	Prohibition of stowaways

PART B

Provisions Referred to in Article 185(6)

<i>Article of order</i>	<i>Subject matter</i>
8	Flight in contravention of direction not to fly
24	Flight without a certificate of airworthiness
62(1)	Operator's obligation to regulate flight times of flight crew
62(5)	Operator's obligation not to allow flight by crew in dangerous state of fatigue
63(1)	Crew's obligation not to fly in dangerous state of fatigue
65	Protection of air crew from cosmic radiation

Status: This is the original version (as it was originally made). This item of legislation is currently only available in its original format.

<i>Article of order</i>	<i>Subject matter</i>
66	Keeping and production of records of exposure to cosmic radiation
74	Operation of aircraft
94	Flight for the purpose of commercial air transport without an air operator's certificate
95	Flight in the service of a police authority without a police air operator's certificate
107	Prohibition of carriage of weapons and munitions of war
110	Prohibition of carriage of dangerous goods
135	Restriction of flights for valuable consideration by aircraft registered elsewhere than in the Territory
137	Restriction of flights for aerial photography, aerial survey and aerial work by aircraft registered elsewhere than in the Territory
138	Provision of an air traffic control service without an approval
148	Prohibition of drunkenness etc of controllers
149	Controller's obligation not to act in a dangerous state of fatigue
162(4)	Use of aviation fuel which is unfit for use in aircraft
173	Use of false or unauthorised documents and records
174(9)	Making false reports
176	Endangering safety of aircraft
177	Endangering safety of persons or property
178	Prohibition of drunkenness in aircraft
181	Acting in disruptive manner and intentional interference
186	Operators' or pilot-in-commands' obligations in respect of flights over any foreign country

SCHEDULE 6

Article 187

TERRITORIES TO WHICH THIS ORDER APPLIES

Anguilla
 Bermuda
 British Indian Ocean Territory
 Cayman Islands
 Falkland Islands
 Montserrat
 Pitcairn, Henderson, Ducie and Oeno Islands
 St. Helena, Ascension and Tristan da Cunha
 South Georgia and the South Sandwich Islands

Sovereign Base Areas of Akrotiri and Dhekelia

Turks and Caicos Islands

Virgin Islands