

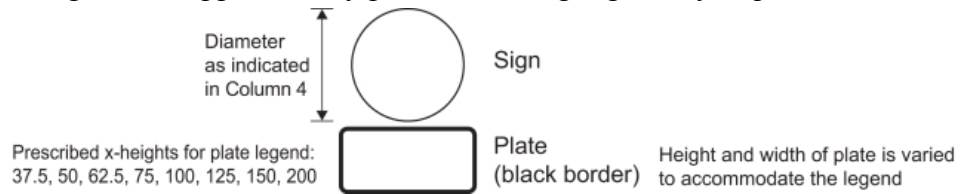
Status: This is the original version (as it was originally made). This item of legislation is currently only available in its original format.

SCHEDULE 3

Upright signs that indicate regulatory requirements for moving traffic

PART 2








Circular signs and supplementary plates including regulatory requirements









Sign table — Schedule 3, Part 2

(1) <i>Item</i>	(2) <i>Description</i>	(3) <i>Diagram</i>	(4) <i>Sign diameter</i>	(5) <i>Associated plate legend (by reference to an item number in the Part 3 sign table)</i>	(6) <i>Applicable provision in Part 4</i>	(7) <i>Schedule 3 General Directions</i>
1	Diagram 606 Vehicular traffic must proceed in the direction indicated by the arrow (Alternative types)		270, 300, 450, 600, 750, 900, 1200, 1500	1, 2 or 3	1, 2, 4	1, 2
2	Diagram 609 Vehicular traffic must turn ahead in the direction indicated by the arrow (Alternative types)		450, 600, 750, 900, 1200	1, 2 or 3	1, 2, 4	1
3	Diagram 610 Vehicular traffic must comply with the requirements described in paragraph 3 of Part 4 (Alternative types)		270, 300, 450, 600, 750, 900, 1200, 1500	2	1, 2, 3, 4	2









Status: This is the original version (as it was originally made). This item of legislation is currently only available in its original format.





(1)	(2)	(3)	(4)	(5)	(6)	(7)
	Item Description	Diagram	Sign diameter	Associated plate legend (by reference to an item number in the Part 3 sign table)	Applicable provisions in Part 4	Schedule 3 General Directions
4	Diagram 642 No stopping on main carriageway		300, 450, 600, 750, 900, 1200	4 or 5	2, 4	1
5	Diagram 632 No overtaking		600, 750, 900, 1200	4, 5, 6 or 7	4	1
6	Diagram 614 No U-turns for vehicular traffic		270, 300, 450, 600, 750, 900, 1200	4 or 5	2, 4	1, 2
7	Diagram 612 No right turn for vehicular traffic		270, 300, 450, 600, 750, 900, 1200	3, 8, or both 3 and 8	2, 4	1, 2
8	Diagram 613 No left turn for vehicular traffic		270, 300, 450, 600, 750, 900, 1200	3, 8, or both 3 and 8	2, 4	1, 2
9	Diagram 615 Priority must be given to vehicles from the opposite direction		600, 750, 900, 1200	5, 9 or 10	1, 4	3
10	Diagram 616 No entry for vehicular traffic		270, 300, 450, 600,	11	2, 4	1, 2

Status: This is the original version (as it was originally made). This item of legislation is currently only available in its original format.






(1) Item	(2) Description	(3) Diagram	(4) Sign diameter	(5) Associated plate legend (by reference to an item number in the Part 3 sign table)	(6) Applicable provisions in Part 4	(7) Schedule 3 General Directions
			750, 900, 1200			
11	Diagram 617 All vehicles prohibited except non-mechanically propelled vehicles pushed by pedestrians		450, 600, 750, 900, 1200	12, 13 or 14; 8 and 14; 14 and 15; or 8, 14 and 15	4 (with plate legend 14) or 5 (with plate legend 12 or 13)	1, 3
12	Diagram 619 Motor vehicles prohibited		450, 600, 750, 900, 1200	8, 15, or both 8 and 15	4	1
13	Diagram 622.1A Goods vehicles exceeding the maximum gross weight indicated prohibited		450, 600, 750, 900, 1200, 1500	6, 8, 15, or both 8 and 15	4, 6	1
14	Diagram 622.2 End of prohibition of goods vehicles indicated by the sign provided for at item 13		450, 600, 750, 900		4	1
15	Diagram 622.4 Articulated or track laying vehicles prohibited (Alternative types)		600, 750, 900	6	4	1
16	Diagram 622.8 Vehicles carrying explosives prohibited		450, 600, 750, 900, 1200	16 A second plate with a legend from 8 or 15, or	4	1, 3

Status: This is the original version (as it was originally made). This item of legislation is currently only available in its original format.







(1)	(2)	(3)	(4)	(5)	(6)	(7)
	<i>Item Description</i>	<i>Diagram</i>	<i>Sign diameter</i>	<i>Associated plate legend (by reference to an item number in the Part 3 sign table)</i>	<i>Applicable provision in Part 4</i>	<i>Schedule 3 General Directions</i>
				both 8 and 15, may be added		
17	Diagram 952 Buses prohibited		450, 600, 750, 900, 1200	8, 15, or both 8 and 15	4	1
18	Diagram 619.1 Motor vehicles except solo motor cycles prohibited		450, 600, 750, 900, 1200	8, 15, or both 8 and 15	4	1
19	Diagram 622.7 Towed caravans prohibited		450, 600, 750, 900, 1200	8, 15, or both 8 and 15	4	1
20	Diagram 619.2 Solo motor cycles prohibited		450, 600, 750, 900, 1200	8, 15, or both 8 and 15	4	1
21	Diagram 951 Riding of pedal cycles prohibited		150, 270, 300, 450, 600		4 (but only sub-paragraph (5))	1, 2
22	Diagram 625.1 Pedestrians prohibited		150, 300, 450, 600		5	1
23	Diagram 622.5 Horse-drawn vehicles prohibited		150, 300, 450, 600	8, 15, or both 8 and 15	5	1
24	Diagram 622.6 Ridden or accompanied horses prohibited		150, 300, 450, 600	8, 15, or both 8 and 15	5	1

(1) Item	(2) Description	(3) Diagram	(4) Sign diameter	(5) Associated plate legend (by reference to an item number in the Part 3 sign table)	(6) Applicable provisions in Part 4	(7) Schedule 3 General Directions
25	Diagram 629.1 Vehicles or combinations of vehicles exceeding the length indicated prohibited		600, 750, 900	6, 8, 15, or both 8 and 15	4, 6	1, 4
26	Diagram 629A Vehicles exceeding the width indicated prohibited in both metric and imperial units		750, 900, 1200	6, 8, 15 or both 8 and 15	4, 6	1
27	Diagram 629.2A Vehicles exceeding height indicated in metric and imperial units prohibited other than where the sign is placed— (a) on a road which passes under or through a bridge, tunnel or other structure which limits the height of vehicles using that road; or (b) on any such bridge, tunnel or other structure		750, 900, 1200, 1500		4, 6	1
28	Diagram 955 Route for use by pedal cycles only		100, 150, 270, 300, 450, 600		4 (but only sub-paragraph (5))	1, 2


Status: This is the original version (as it was originally made). This item of legislation is currently only available in its original format.

(1)	(2)	(3)	(4)	(5)	(6)	(7)
	<i>Item Description</i>	<i>Diagram</i>	<i>Sign diameter</i>	<i>Associated plate legend (by reference to an item number in the Part 3 sign table)</i>	<i>Applicable provision in Part 4</i>	<i>Schedule 3 General Directions</i>
29	Diagram 956 Route for use by pedal cycles and pedestrians only		100, 150, 270, 300, 450, 600		4 (but only subparagraph (5))	1, 2
30	Diagram 956.1 Route for use by pedal cycles, horses and pedestrians only		100, 150, 270, 300, 450, 600, 750		4 (but only subparagraph (5))	1, 2
31	Diagram 956.2 Route for use by pedal cycles, horse-drawn vehicles and pedestrians only		100, 150, 270, 300, 450, 600, 750		4 (but only subparagraph (5))	1, 2
32	Diagram 957 Route comprising two ways for use by pedal cycles only and by pedestrians only, with those ways separated by the marking provided for at item 7 or 8 of the table in Part 6 of Schedule 9, or by physical means, (Alternative types)		100, 150, 270, 300, 450, 600		4 (but only subparagraph (5))	1, 2
33	Diagram 953 Route for use by buses, pedal cycles and taxis		450, 600, 750, 900	8, 17, or both 8 and 17	1, 4, 7, 8	1

Status: This is the original version (as it was originally made). This item of legislation is currently only available in its original format.

(1)	(2)	(3)	(4)	(5)	(6)	(7)
	Item Description	Diagram	Sign diameter	Associated plate legend (by reference to an item number in the Part 3 sign table)	Applicable provision in Part 4	Schedule 3 General Directions
	only (Alternative types)					
34	Diagram 953A Route for use by buses, pedal cycles and solo motor cycles only (Alternative types)		450, 600, 750, 900	8, 17 or both	1, 4	1
35	Diagram 953B Route for use by buses, pedal cycles, solo motor cycles and taxis only (Alternative types)		600, 750, 900, 1200	8, 17 or both	1, 4	1
36	Diagram 953.1 Route for use by tramcars only		450, 600, 750, 900	8, 17, or both	1, 4	1
37	Diagram 953.1 (variant) Route for use by tramcars and buses only (Alternative types)		450, 600, 750, 900	8, 17, or both	1, 4	1
38	Diagram 953.1A Route for use by tramcars, buses and pedal cycles only (Alternative types)		600, 750, 900, 1200	8, 17, or both	1, 4	1
39	Diagram 953.1B Route for use by tramcars, buses, pedal cycles		600, 750, 900, 1200	8, 17, or both	1, 4	1

Status: This is the original version (as it was originally made). This item of legislation is currently only available in its original format.

(1)	(2) <i>Item Description</i>	(3) <i>Diagram</i>	(4) <i>Sign diameter</i>	(5) <i>Associated plate legend (by reference to an item number in the Part 3 sign table)</i>	(6) <i>Applicable provision in Part 4</i>	(7) <i>Schedule 3 General Directions</i>
	and taxis only (Alternative types)					
40	Diagram 953.1C Route for use by tramcars, buses, pedal cycles, solo motor cycles and taxis only (Alternative types)		600, 750, 900, 1200	8, 17, or both	1, 4, 7	1