

Status: This is the original version (as it was originally made). This item of legislation is currently only available in its original format.



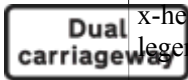



SCHEDULE 9

Regulatory signs at junctions and miscellaneous regulatory signs

PART 2

Signs at junctions

Sign table — Schedule 9, Part 2

(1)	(2)	(3)	(4)	(5)	(6)
	<i>Item Description</i>	<i>Diagram</i>	<i>Permitted sizes</i>	<i>Applicable provisions in Part 8</i>	<i>Schedule 9 General Directions</i>
1	Diagram 601.1 Vehicular traffic must comply with the requirements specified in paragraph 1 or 2 of Part 7		Sign height 750, 900, 1200	1, 2, 7	3, 4, 8
2	Diagram 602 Vehicular traffic must comply with the requirements specified in paragraph 3 or 4 of Part 7		Sign height 600, 750, 900, 1200, 1500	1, 7	5, 8
3	Diagram 608 Dual carriageway road (associated plate for items 1 and 2)		x-height of legend: 50, 62.5, 75, 100, 125		10
4	Diagram 778 Open railway level crossing without light signals (associated plate for item 2)		Sign height 420, 525, 630		11
5	Diagram 778.1 Open tramway level crossing without light signals (associated plate for item 2)		Sign height 300, 375, 450		11
6	Diagram 611.1 Vehicles entering the junction must comply with the requirements prescribed in paragraph 5 of Part 7		Sign height 600, 750, 900	1, 3, 7	6, 8