






SCHEDULE 2

Article 5(14)

Form 3 – Ballot paper

Election of the Mayor for (insert name of combined authority)

Vote for **only one candidate** by putting a cross in the box next to your choice.

BASWRA, Paresh 2 The Cottages, Anytown XY8 9JG Liberal Democrats		<input type="checkbox"/>
CRANLEY, Alana 4 The Walk, Anytown XY9 5JJ Green Party		<input type="checkbox"/>
EDGBASTON, Richard (address in [relevant area]) Common Good		<input type="checkbox"/>
GUNNIL-WALKER, Roger 33 The Lane, Anytown XY6 3GD Labour Party		<input type="checkbox"/>
SMITH, Catherine Angelina 21 The Grove, Anytown XY2 5JP Independent		<input type="checkbox"/>
SMITH, Keith James 3 The Road, Anytown XY3 4JN Conservative Party		<input type="checkbox"/>
ZANUCK, George Henry 17 The Parade Anytown XY9 5KP United Kingdom Independence Party		<input type="checkbox"/>

Status: This is the original version (as it was originally made). This item of legislation is currently only available in its original format.

Number

Other unique identifying mark

Election of the Mayor for *[insert name of Combined Authority]*

on..... 20....

Directions as to printing the ballot paper

1. Nothing is to be printed on the ballot paper except in accordance with these directions.
2. So far as is practicable, the arrangements set out in paragraphs 3 to 16 must be observed in the printing of the ballot paper.
3. No word may be printed on the face except:
 - (a) the heading "Election of the Mayor for";
 - (b) within that heading, the name of the combined authority;
 - (c) the direction "Vote for only one candidate by putting a cross [X] in the box next to your choice";
 - (d) the particulars of the candidates; and
 - (e) words forming part of the emblems mentioned at paragraph 10 below.
4. A box must be printed around the direction referred to in paragraph 3(c).
5. No rule may be printed on the face except:
 - (a) as part of the box referred to in paragraph 4;
 - (b) a horizontal rule above the particulars of the first candidate;
 - (c) the horizontal rules separating the particulars of the candidates from one another;
 - (d) a horizontal rule below the particulars of the last candidate; and
 - (e) as part of the boxes on the right-hand side of the ballot paper where the vote is to be marked.
6. The horizontal rules referred to in paragraph 5(b), (c) and (d) must be equally spaced and the space between each of them must be a minimum of 2.5 centimetres.
7. Each of the horizontal rules referred to in paragraph 5(b) and (c) must extend from a point at least in line with the text on the left-hand side of the page to a point directly above the centre of the box below that rule.
8. The horizontal rule referred to in paragraph 5(d) must:

Status: This is the original version (as it was originally made). This item of legislation is currently only available in its original format.

- (a) extend from a point at least in line with the text on the left-hand side of the page to a point directly below the right-hand edge of the box above that rule; and
 - (b) be thicker than the other horizontal rules.
9. The boxes referred to in paragraph 5(e) must not touch any horizontal rule and each one must be equidistant between the horizontal rule above it and the horizontal rule below it.
10. Where a registered emblem is to be printed against a candidate's particulars:
- (a) it must be printed adjacent to and to the right of the particulars; and
 - (b) its size as printed must not exceed 2 centimetres square.
11. The heading "Election of the Mayor for" must be printed in very large bold type. All other words must appear in type that is smaller than the heading.
12. The words "only one candidate" in the directions referred to in paragraph 3(c) must be printed in bold type.
13. The candidates' names and descriptions, if any, must appear in bold type.
14. The surname of each candidate must appear in capitals with their other name(s) in lower case with initial capitals.
15. The description of the candidates must appear in lower case with initial capitals.
16. The number and other unique identifying mark must be printed close to each other on the back of the ballot paper.

Status: This is the original version (as it was originally made). This item of legislation is currently only available in its original format.

Form 7(1) – Postal voting statement

Postal voting statement	[Space for barcode]												
Election of the Mayor for [insert combined authority name] <i>[Relevant Returning or Counting Officer to insert title(s) of other election(s) and referendums as appropriate]</i>													
Date of election(s) [and referendum(s)] [day] [date] [month] [year]													
Important – you must fill in and return this postal voting statement with your completed ballot papers for them to be counted. Please read the instructions carefully and use a black pen.													
* Name _____ Ballot paper numbers _____													
* <i>Relevant Returning or Counting Officer to insert name but omit where sent to an anonymous elector</i>													
(!) Check that the numbers on the backs of your ballot papers match the numbers shown above. If they do not match, call us immediately on <i>[insert helpline number]</i> .													
I am the person the ballot papers numbered above were sent to.													
My Date of Birth is:	<table border="1"><tr><td><input type="text"/></td><td><input type="text"/></td><td><input type="text"/></td><td><input type="text"/></td><td><input type="text"/></td><td><input type="text"/></td></tr><tr><td colspan="2">Day</td><td colspan="2">Month</td><td colspan="2">Year</td></tr></table>	<input type="text"/>	<input type="text"/>	<input type="text"/>	<input type="text"/>	<input type="text"/>	<input type="text"/>	Day		Month		Year	
<input type="text"/>	<input type="text"/>	<input type="text"/>	<input type="text"/>	<input type="text"/>	<input type="text"/>								
Day		Month		Year									
* My Signature is: (You must sign inside the box)	<div style="border: 1px solid black; height: 80px; width: 100%;"></div>												
* <i>Relevant Returning or Counting Officer to omit box where the elector has been granted a waiver</i>													
We will check this information against our records for security.													
It is an offence to vote using a ballot paper that was not sent for your use or interfere with another voter's ballot paper. It is an offence to vote more than once at the same election [or referendum] (unless you are appointed as a proxy).													
<i>Relevant Returning or Counting Officer to add pictorial guidance as appropriate.</i>													

Status: This is the original version (as it was originally made). This item of legislation is currently only available in its original format.

Instructions for voting by post

Please read through carefully. If you need help, please call us on *[insert helpline number]*

- For your votes to be counted, you must fill in and return this postal voting statement with **all** your ballot papers (listed below).
- Make sure you have filled in the **date of birth** ***[and signature] box[es]** on this postal voting statement.
**Relevant Returning or Counting Officer to delete where elector is granted a waiver.*

***UK Parliamentary election (*[insert colour]* ballot paper)**

- [Vote for **only one candidate** by putting a cross in the box next to your choice.]

***[Local government election]/[Parish/Town council election] (*[insert colour]* ballot paper)**

- [Vote for **only one candidate** by putting a cross in the box next to your choice.]
- [Vote for **no more than** ___ candidates by putting a cross in the box next to **each** of your choices.]

***Election for the Mayor of *[insert combined authority name]* (*[insert colour]* ballot paper)**

- [Vote for **only one candidate** by putting a cross in the box next to your choice.]

****[Specify other]* election/referendum (*[insert colour]* ballot paper)**

- [*Specify voting instructions in accordance with the legislation governing the election or referendum*]

** Relevant Returning or Counting Officer to add/amend as appropriate.*

(!) Do not mark the ballot papers in any other way or your votes may not count.

(!) We must get your postal vote by **10pm on [day] [date of poll]**. If you miss the post, you can hand it in at our office or at any polling station in the _____ area before **10pm on [day] [date of poll]**.

(!) After receiving this postal vote, you cannot vote in person at a polling station in [this] [these] election(s) [and referendum(s)].

Getting help

- If you need help to vote, you can ask someone you know or get independent help by calling the helpline on *[insert helpline number]*. The person helping you must not tell anyone how you voted.
- Please call the helpline if you require copies of this form or guidance in Braille or languages other than English.
- If you make a mistake, or lose your postal ballot papers or this statement, you can get a replacement. Call us immediately as **we can only issue a replacement before 5pm on [day] [date] [month]**. If you apply after **5pm on [day before poll]** we can only issue a replacement if you return this ballot pack in person.

Electoral fraud is a crime. It is an offence to vote more than once at the same election [or referendum] unless you are voting on your own behalf and as a proxy for another person.

The [Returning / Counting] Officer issued this statement.

Relevant Returning or Counting Officer to add pictorial guidance as appropriate.

Status: This is the original version (as it was originally made). This item of legislation is currently only available in its original format.

Form 7(2) – Postal voting statement

Postal voting statement	[Space for barcode]								
Election of the Mayor for [insert name of combined authority]									
Date of election [day] [date] [month] [year]									
<p>Important – you must fill in and return this postal voting statement with your completed ballot paper for it to be counted.</p> <p>Please read the instructions carefully and use a black pen.</p> <p>* Name _____ Ballot paper number _____</p> <p>* <i>Returning Officer to insert name but omit where sent to an anonymous elector</i></p> <p>(!) Check that the number on the back of your ballot paper matches the number shown above. If these do not match, call us immediately on [insert helpline number].</p> <div style="border: 1px solid black; padding: 5px;"><p>I am the person the ballot paper numbered above was sent to.</p><p>My Date of Birth is: <table border="1" style="display: inline-table; vertical-align: middle;"><tr><td style="width: 20px; height: 20px;"></td><td style="width: 20px; height: 20px;"></td></tr></table> <table border="1" style="display: inline-table; vertical-align: middle;"><tr><td style="width: 20px; height: 20px;"></td><td style="width: 20px; height: 20px;"></td></tr></table> <table border="1" style="display: inline-table; vertical-align: middle;"><tr><td style="width: 20px; height: 20px;"></td><td style="width: 20px; height: 20px;"></td><td style="width: 20px; height: 20px;"></td><td style="width: 20px; height: 20px;"></td></tr></table></p><p style="text-align: center;">Day Month Year</p><p>* My Signature is: (You must sign inside the box)</p><p>* <i>Returning Officer to omit box where the elector has been granted a waiver</i></p><div style="border: 1px solid black; width: 300px; height: 60px; margin-left: 100px;"></div><p>We will check this information against our records for security.</p></div> <p>It is an offence to vote using a ballot paper that was not sent for your use or interfere with another voter's ballot paper. It is an offence to vote more than once at the same election (unless you are appointed as a proxy).</p> <p><i>Returning Officer to add pictorial guidance as appropriate.</i></p>									

Status: This is the original version (as it was originally made). This item of legislation is currently only available in its original format.

Instructions for voting by post

Please read through carefully. If you need help, please call us on *[insert helpline number]*

- For your vote to be counted, you must fill in and return this postal voting statement with your ballot paper for the **election of the Mayor of *[insert combined authority area]***.
- Make sure you have filled in the **date of birth **[and signature]* box[es]** on this postal voting statement.

** Returning Officer to delete where elector is granted a waiver.*

Election of the Mayor of *[insert combined authority area]* (*[insert colour]* ballot paper)

- Vote for **only one candidate** by putting a cross in the box next to your choice.

(!) Do not mark the ballot papers in any other way or your votes may not count.

(!) We must get your postal vote by **10pm on *[day] [date of poll]***. If you miss the post, you can hand it in at our office or at any polling station in the local authority area before **10pm on *[day] [date of poll]***.

(!) After receiving this postal vote, you cannot vote in person at a polling station in this election.

Getting help

- If you need help to vote, you can ask someone you know or get independent help by calling the helpline on *[insert helpline number]*. The person helping you must not tell anyone how you voted.
- Please call the helpline if you require copies of this form or guidance in Braille or languages other than English.
- If you make a mistake or lose your postal ballot paper or this statement, you can get a replacement. Call us immediately as **we can only issue a replacement before 5pm on *[day] [date] [month]***. If you apply after **5pm on *[day before poll]*** we can only issue a replacement if you return this ballot pack in person.

Electoral fraud is a crime. It is an offence to vote more than once in this election unless you are voting on your own behalf and as a proxy for another person.

The Returning Officer issued this statement.

Returning Officer to add pictorial guidance as appropriate.