

**Status:** This is the original version (as it was originally made). This item of legislation is currently only available in its original format.

## SCHEDULE 7

Neighbourhood Planning (Referendums) Regulations 2012 forms

## PART 1

Neighbourhood planning referendums: standalone poll

### **Form 6: Postal voting statement**

*Front of form*

*Status: This is the original version (as it was originally made). This item of legislation is currently only available in its original format.*

<b>Postal voting statement</b>	[Space for barcode]												
Referendum on the [Neighbourhood Plan/ Neighbourhood Development Order / Community Right to Build Order] for [insert name of neighbourhood area]													
Date of referendum [day] [date] [month] [year]													
<b>Important – you must fill in and return this postal voting statement with your completed ballot paper for it to be counted.</b>													
<b>Please read the instructions carefully and use a black pen.</b>													
* Name _____ Ballot paper number _____													
* Counting Officer to insert name but omit where sent to an anonymous elector													
(!) Check that the number on the back of your ballot paper matches the number shown above. If these do not match, call us <b>immediately</b> on [insert helpline number].													
<b>I am the person the ballot paper numbered above was sent to.</b>													
<b>My Date of Birth is:</b>	<table border="1"><tr><td><input type="text"/></td><td><input type="text"/></td><td><input type="text"/></td><td><input type="text"/></td><td><input type="text"/></td><td><input type="text"/></td></tr><tr><td>Day</td><td>Month</td><td colspan="4">Year</td></tr></table>	<input type="text"/>	<input type="text"/>	<input type="text"/>	<input type="text"/>	<input type="text"/>	<input type="text"/>	Day	Month	Year			
<input type="text"/>	<input type="text"/>	<input type="text"/>	<input type="text"/>	<input type="text"/>	<input type="text"/>								
Day	Month	Year											
<b>* My Signature is: (You must sign inside the box)</b>	<div style="border: 1px solid black; height: 60px; width: 100%;"></div>												
* Counting Officer to indicate where the voter has been granted a waiver and that a signature is not required													
<b>We will check this information against our records for security.</b>													
It is an offence to vote using a ballot paper that was not sent for your use or interfere with another voter's ballot paper. It is an offence to vote more than once at the same referendum (unless you are appointed as a proxy).													
<i>Counting Officer to add pictorial guidance as appropriate.</i>													

Rear of form

**Status:** This is the original version (as it was originally made). This item of legislation is currently only available in its original format.

## Instructions for voting by post

Please read through carefully. If you need help, please call us on *[insert helpline number]*

1. For your vote to be counted, you must fill in and return this postal voting statement with your ballot paper.
2. Make sure you have filled in the date of birth *\*[and signature] box[es]* on this postal voting statement.  
*\*Counting Officer to indicate where the voter has been granted a waiver and that a signature is not required*
3. Vote **only once** by putting a cross  in the box next to your choice.
4. Do not mark the ballot paper in any other way or your vote may not count.
5. We must get your postal vote by **10pm** on *[day] [date of poll]*.
6. If you miss the post, you can hand in your postal vote and/or the postal vote of others at the council office during office hours to a person authorised to receive postal votes or at any polling station used for the referendum before **10pm** on *[day] [date of poll]*.
7. You will be provided with a form which you must complete for the postal vote(s) you are handing in to be accepted.
8. You can hand in your own postal vote and postal votes for up to 5 other voters.
9. If you are a political campaigner - you can only hand in your own postal vote plus the votes of up to 5 family members or people for whom you provide regular care.
10. Do not put any postal votes in the letter box of the council office as they will be rejected.
11. If you would rather vote in person or ask someone else to vote on your behalf (if you are not already an appointed proxy) you must cancel your postal vote before 5pm on *[day/date of deadline]*. If you decide to cancel and vote in person, you will need to bring a form of accepted photographic identification. If a person is voting on your behalf as proxy they need to bring their own identification.
12. After we receive your postal voting statement and ballot paper, you cannot vote in person at a polling station in this referendum.

### Getting help

- If you need help to vote, you can ask someone you know or get independent help by calling the helpline on *[insert helpline number]*. The person helping you must not tell anyone how you voted.
- Please call the helpline if you require copies of this form or guidance in Braille or languages other than English.
- If you make a mistake, or lose your postal ballot paper or this statement, you can get a replacement. Call us immediately as **we can only issue a replacement before 5pm** on *[day] [date] [month]*. If you apply after **5pm** on *[day before poll]* we can only issue a replacement if you return this ballot pack in person.

Electoral fraud is a crime. It is an offence to vote more than once in this referendum unless you are voting on your own behalf and as a proxy for another person.

Whether you vote in person or via post, it is an offence for someone to try to find out how you are voting whilst you are putting your mark on your ballot paper, or to then reveal that information.

---

The Counting Officer issued this statement.  
Counting Officer to add pictorial guidance as appropriate.

## Form 8: Official postal poll card

Front of card

**Status:** This is the original version (as it was originally made). This item of legislation is currently only available in its original format.

<b>Postal poll card</b>
<b>Referendum on the [Neighbourhood Plan/ Neighbourhood Development Order / Community Right to Build Order] for [insert name of neighbourhood area]</b> (Relevant Council: [Insert name of relevant council])
Date of referendum [day] [date] [month] [year]
<b>Voting information</b>
We will send your postal vote around [day] [date] [ month] [year] *[addressed to:]
*[Voter's name and address]  *Counting Officer to omit where poll card sent to an anonymous voter.

<b>Your details:</b>  * [Voter's name and qualifying address details here]  * Counting Officer to omit where poll card sent to an anonymous voter. Poll card to an anonymous voter must be delivered in a sealed envelope  Electoral register number:
---

<b>Your postal vote</b> <ul style="list-style-type: none"><li>• You will receive a postal vote for this referendum because you asked to vote by post.</li><li>• You will not be able to vote in a polling station.</li><li>• If you have not received your postal vote by [day] [date] [month] call [insert helpline number].</li></ul>
---

<b>If you lose your postal vote or make a mistake</b> <ul style="list-style-type: none"><li>• Please phone the helpline immediately.</li><li>• We can only issue a replacement postal vote before 5pm on [day/date of deadline].</li></ul>
--

**Please turn over**


*Rear of card*


**Status:** This is the original version (as it was originally made). This item of legislation is currently only available in its original format.

**How to vote**

1. When you receive your postal vote, read the instructions carefully.
2. Your postal vote includes your ballot paper and a postal voting statement.
3. Complete both of these and return them immediately.
4. We need to receive your postal vote by **10pm on [day/date of poll]**.

If you miss the post, you can hand in your postal vote and/or the postal vote of others at the council office during office hours to a person authorised to receive postal votes, or at any polling station used for the referendum before **10pm on [day] [date of poll]**.

 If you need information in another format, please call our helpline below.

 If you need help to vote, you can ask someone you know or get independent help by calling our helpline:

*[Insert helpline and other details including website]*

The Counting Officer issued this card.

**It is an offence to:**

- vote using a ballot paper that was not sent for your use or interfere with another voter's ballot paper
- vote more than once at the same referendum, unless you are voting on your own behalf and as a proxy for another person
- vote as a proxy on behalf of more than four voters, of which no more than two may be on behalf of other domestic voters (a domestic voter is one who is not an overseas or service voter).
- vote as a proxy for someone if you know that by law they are not allowed to vote

**If you would rather vote in person, or ask someone else to vote on your behalf**

- you must cancel your postal vote **before 5pm on [day/date of deadline]**.
- Please note that when voting in person, you or someone who is voting on your behalf must show an accepted form of photographic identification. For more information, please *[insert suggestion to call helpline and/or visit a relevant website, as appropriate]*.

**Whether you vote in person or via post, it is an offence for someone to try to find out who you are voting for whilst you are putting your mark on your ballot paper, or to then reveal that information.**

**If undelivered return to**  
*[Insert return address]*

## Form 10: Official proxy postal poll card

*Front of card*

*Status: This is the original version (as it was originally made). This item of legislation is currently only available in its original format.*

<b>Proxy postal poll card</b>
<b>Referendum on the</b> <b>[Neighbourhood Plan / Neighbourhood Development Order / Community Right to Build Order] for [insert name of neighbourhood area]</b> (Relevant Council: [(insert name of relevant council)])
Date of referendum <b>[day] [date] [month] [year]</b>
<b>Voting information</b>
We will send your postal vote around <b>[day] [date] [month] [year]</b> <b>*[addressed to:]</b>  * [Proxy's name and qualifying address details here] * Counting Officer to omit where poll card sent to the proxy of an anonymous voter. Poll card to proxy of an anonymous voter must be delivered in a sealed envelope.

**Please turn over**

*Rear of card*

**Voting as a proxy**

\*\* [The person named on the back of this card] [Another person] has appointed you as a proxy to vote on their behalf at this referendum.

\*\* If sent to the proxy of an anonymous voter omit the words in the first set of brackets, if not omit the words in the second set of brackets.

**Your postal vote**

- You will receive a postal vote for this referendum because you asked to vote by post.
- You will not be able to vote as a proxy in a polling station.
- **If you have not received your postal vote by [day] [date] [month] call [insert helpline number].**

**Whether you vote in person or via post, it is an offence for someone else to try to find out who you are voting for whilst you are putting your mark on your ballot paper, or to then reveal that information.**

**Status:** This is the original version (as it was originally made). This item of legislation is currently only available in its original format.

For this referendum you are proxy for:

\* *[(Voter's name)  
(Voter's address)  
(Voter's number on register)]*



*[the person with this elector number: (Insert elector's number on register)]*

\* *If anonymous voter omit the words in the first set of square brackets, if not omit the words in the second set of square brackets*

#### How to vote

1. When you receive your postal vote, read the instructions carefully.
2. Your postal vote includes your ballot paper and a postal voting statement.
3. Complete both of these and return them immediately.
4. We need to receive your postal vote by **10pm on [day/date of poll]**.

If you miss the post, you can hand in your postal vote and/or the postal vote of others at the council office during office hours to a person authorised to receive postal votes, or at any polling station used for the referendum before **10pm on [day] [date of poll]**.

-  If you need information in another format, please call our helpline below.
-  If you need help to vote, you can ask someone you know or get independent help by calling our helpline:

*[insert helpline or other details including website]*

#### If you lose your postal vote or make a mistake

- Please phone the helpline immediately.
- We can only issue a replacement postal vote before **5pm on [day/date of deadline]**.

If you would rather vote in person, you must cancel your postal vote before **5pm on [day/ date of deadline]**. Please note that when voting in person, you must show an accepted form of photographic identification and this must be your own identification, not that of the person you are voting on behalf of. For more information, please *[insert suggestion to call helpline and/or visit a relevant website, as appropriate]*

#### It is an offence to:

- vote using a ballot paper that was not sent for your use or interfere with another voter's ballot paper
- vote more than once at the same referendum, unless you are voting on your own behalf and as a proxy for another person
- vote as a proxy on behalf of more than four voters, of which no more than two may be on behalf of other domestic voters (a domestic voter is one who is not an overseas or service voter).
- vote as a proxy for someone if you know that by law they are not allowed to vote

The Counting Officer issued this card.

**If undelivered return to**  
*[insert return address]*