

WELSH STATUTORY INSTRUMENTS

2023 No. 783

**The Traffic Signs (Amendment) (Wales)
Regulations and General Directions 2023**

PART 1

The Traffic Signs (Amendment) (Wales) Regulations 2023

Title, application and coming into force


- 1.—(1) This Part of this Instrument may be cited—
 - (a) as the Traffic Signs (Amendment) (Wales) Regulations 2023, and
 - (b) together with Part 2, as the Traffic Signs (Amendment) (Wales) Regulations and General Directions 2023.
- (2) These Regulations come into force on 17 September 2023.

Amendment of the Traffic Signs Regulations 2016

2. The Traffic Signs Regulations 2016⁽¹⁾ are amended in accordance with regulations 3 to 6.

Amendment of Schedule 2

- 3.—(1) In Schedule 2, in the table in Part 2 (Warning signs and associated plates)—
 - (a) in the row at item 25, in the second column (Description), at the beginning insert “In relation to England,”,
 - (b) after the row at item 25, insert—

“25A	Diagram 545.2 In relation to Wales, children going to or from school or		1. In the Welsh text— (a) “Ysgol”, “Hebryngwr”, “Maes chwarae”, “Plant anabl”, “Plant dall” or “Plant byddar” with or without an arrow pointing to the left or to the right; (b) “Ysgol”, “Hebryngwr”, “Maes chwarae”, “Plant anabl”, “Plant dall” or “Plant byddar” and a distance with or without an arrow pointing to the left or to the right; or	5		1”
------	--------------------------------------------------------------------------------------------------------------	-------------------------------------------------------------------------------------	-------------------------------------------------------------------------------------------------------------------------------------------------------------------------------------------------------------------------------------------------------------------------------------------------------------------------------------------------------------------------------------------	---	--	----


⁽¹⁾ Part 1 of S.I. 2016/362.

Status: This is the original version (as it was originally made). This item of legislation is currently only available in its original format.

	playground area		<p>(c) “Dim troedffordd am” and a distance; and</p> <p>2. In the English text—</p> <p>(a) “School”, “Patrol”, “Playground”, “Disabled children”, “Blind children” or “Deaf children” with or without an arrow pointing to the left or to the right;</p> <p>(b) “School”, “Patrol”, “Playground”, “Disabled children”, “Blind children” or “Deaf children” and a distance with or without an arrow pointing to the left or to the right; or</p> <p>(c) “No footway for” and a distance.</p>			
--	-----------------	--	--------------------------------------------------------------------------------------------------------------------------------------------------------------------------------------------------------------------------------------------------------------------------------------------------------------------------------------------------------------------------------------------------------------------------------------------------------------------------------------------	--	--	--


(c) in the row at item 43, in the second column (Description), at the beginning insert “In relation to England,”, and

(d) after the row at item 43, insert—

“43A	Diagram 557.2 In relation to Wales, road hump or series of road humps ahead		<p>1. In the Welsh text—</p> <p>(a) “Twmpath” or “Twmpathau” with or without an arrow pointing to the left or to the right;</p> <p>(b) “Twmpath” or “Twmpathau” with two arrows, one pointing to the left and one pointing to the right;</p> <p>(c) “Twmpath” or “Twmpathau am” and a distance, with or without an arrow pointing to the left or to the right;</p> <p>(d) “Twmpath” or “Twmpathau am” and a distance, with two arrows, one pointing to the left and one pointing to the right; or</p> <p>(e) “Ardal tawelu traffig”; and</p> <p>2. In the English text—</p> <p>(a) “Hump” or “Humps” with or without an arrow pointing to the left or to the right;</p> <p>(b) “Hump” or “Humps” with two arrows, one pointing to the left and one pointing to the right;</p>	5		1”
------	------------------------------------------------------------------------------------	-------------------------------------------------------------------------------------	-------------------------------------------------------------------------------------------------------------------------------------------------------------------------------------------------------------------------------------------------------------------------------------------------------------------------------------------------------------------------------------------------------------------------------------------------------------------------------------------------------------------------------------------------------------------------------------------------------------------------------------------------------------------------------------------------------------------------------------------------------------------------------	---	--	----

		<p>(c) “Hump” or “Humps for” and a distance, with or without an arrow pointing to the left or to the right;</p> <p>(d) “Hump” or “Humps for” and a distance, with two arrows, one pointing to the left and one pointing to the right; or</p> <p>(e) “Traffic calmed area”.</p>			
--	--	--------------------------------------------------------------------------------------------------------------------------------------------------------------------------------------------------------------------------------------------------------------------------------	--	--	--

(2) In Schedule 2, in the table in Part 3 (Supplementary associated plates for placing in combination with signs in Part 2), at the end, in a new row, insert—


“5	<p>Diagram 545.3</p> <p>In relation to Wales, road safety image or slogan</p>				
----	-------------------------------------------------------------------------------	------------------------------------------------------------------------------------	--	--	--

Amendment of Schedule 10

4. In Schedule 10, in the table in Part 2 (Signs and road markings indicating speed limits)—
- (a) in the row at item 5, in the second column (Description), at the beginning insert “In relation to England,”,
 - (b) in the row at item 6, in the second column (Description), at the beginning insert “In relation to England,”, and
 - (c) in the row at item 7, in the second column (Description), at the beginning insert “In relation to England,”.

Amendment of Schedule 11


5. In Schedule 11, in the table in Part 2 (Upright signs)—
- (a) after the row at item 32, insert—

“32A	<p>Diagram 883.1</p> <p>In relation to Wales, end of traffic calmed area</p>				
------	------------------------------------------------------------------------------	-------------------------------------------------------------------------------------	--	--	--

- (b) in the row at item 64, in the second column (Description), at the beginning insert “In relation to England,”, and

Status: This is the original version (as it was originally made). This item of legislation is currently only available in its original format.


(c) after the row at item 64, insert—

<p>“64A</p>	<p>Diagram 880.2</p> <p>In relation to Wales, speed camera ahead on a lit road and reminder of 20 mph speed limit</p>		<p>21 (2)”</p>		
-------------	-----------------------------------------------------------------------------------------------------------------------	-----------------------------------------------------------------------------------	----------------	--	--

Amendment of Schedule 13

6. In Schedule 13, in the table in Part 6 (Additional Temporary Signs)—

- (a) in the row at item 38, in the second column (Description), at the beginning insert “In relation to England,”, and
- (b) after the row at item 38, insert—

<p>“38A</p>	<p>Diagram 7032.1</p> <p>In relation to Wales, commencement point or warning of the commencement point of a newly imposed 20 mph speed limit</p>		<p>1. “O’CH BLAEN” may be inserted after “MYA” in the Welsh text.</p> <p>2. “AHEAD” may be inserted after “LIMIT” in the English text.</p>	<p>8</p>	<p>13A”</p>
-------------	--------------------------------------------------------------------------------------------------------------------------------------------------	-------------------------------------------------------------------------------------	--------------------------------------------------------------------------------------------------------------------------------------------	----------	-------------